



Special Eurobarometer



European
Commission

Europeans, Science and Technology

Fieldwork : January - February 2005

Publication : June 2005

Special Eurobarometer 224 / Wave 63.1 – TNS Opinion & Social

This survey was requested by Directorate General Research and coordinated by Directorate General Press and Communication

This document does not represent the point of view of the European Commission.
The interpretations and opinions contained in it are solely those of the authors.

Table of contents

PRESENTATION	3
1. European citizens' interest and level of information	5
1.1. Interest in science and technology	5
1.1.1. Interest in issues in the news	5
1.1.2. Reasons for disinterest in science and technology	11
1.1.3. Most interesting science and technology developments.....	13
1.2. Level of information.....	16
1.3. Involvement in science and technology issues	22
1.3.1. Levels of involvement	22
1.3.2. Visiting certain specific institutions	28
1.3.3. Science and technology presented in the media.....	34
2. Image and knowledge of science and technology	35
2.1. What do European citizens consider as being "scientific"?	35
2.2. Level of knowledge	40
2.3. Best qualified to explain science and technology impacts on society.....	49
2.4. Science and the functioning of our universe.....	52
3. Attitudes towards Science and Technology	53
3.1. Optimism regarding science and technology	53
3.2. Reserved views concerning science and technology	61
3.3. Science, faith and luck	65
3.4. The implication of science and technology in the economy.....	70
3.5. Support for scientific research	77
3.6. Science and animal testing	80
4. Responsibilities of scientists and policy-makers	82
4.1. Scientists and society.....	82
4.2. Policy-makers and science	89
4.3. The public and the decision-making process in science and technology.....	96

5. Scientific studies and the role of women in science	99
5.1. The importance of young people and scientific studies	99
5.2. Women and the field of scientific research.....	105
6. European scientific research	107
6.1. Effectiveness of scientific research in the European Union.....	107
6.2. Issues regarding scientific research in Europe	113
6.3. Comparing Europe with the USA in the field of science.....	120
CONCLUSION	125
ANNEXES	
Tables	
Technical specifications	
Questionnaire	

PRESENTATION

In March 2000 the Lisbon European Council adopted the European Research Area (ERA), in order to structure and promote the concept of European research and co-operation between all actors in the field of science and technology within the European Union. Its goal is to contribute to making the European Union become by 2010 the most competitive and dynamic knowledge-based economy in the world.

At the same time, science and technology are increasingly influencing the way society operates. Every day, scientific and technological progress contributes new innovations essential to our quality of life. New discoveries in sciences, information technology as well as the physical world are strongly influencing the social, economic, political and ethical structures we are accustomed to.

How are European citizens coping with these changes in their daily lives?

It has been noted in the past years that there is a consistent problem of transparency between scientific and technological issues and the information and perception European citizens have on these. It seems that there is an existing gap between science and society: Europeans feel badly informed and little involved in science and technology, which has led to concerns and scepticism on specific issues.

In order to tackle these problems, an action plan called "Science and society" was adopted in December 2001 within the European Research Area. Some of the main objectives of this action plan are the following:

- Promoting the scientific education and culture of European citizens
- Bringing scientific policy closer to citizens and strengthening citizen participation in the debates raised by the scientific advances
- Involving more women, who are not sufficiently represented in scientific development
- Strengthening the ethical basis of scientific and technological activities and detecting risks inherent in progress in order to put responsible science at the heart of policy making

As was concluded in the results of the October 2001 Eurobarometer survey European citizens do not feel in line with the goals set up by the European Union for science and technology. There is a need to step up scientific information in order to motivate European citizens to become more involved in science.

In this context, the Directorate-General Research wished to commission a new poll on Europeans' experience and perception of science and technology similar to those already conducted in 2002¹, 2001² and 1992³.

Interviews were conducted face-to-face in people's homes in their national language between January 3rd and February 15th 2005. The countries surveyed include the twenty-five Member States, the candidate countries (Bulgaria, Romania, Croatia and Turkey) and the three EFTA countries (Iceland, Norway and Switzerland). The methodology used is that of the Standard Eurobarometer polls managed by the Directorate-General Press and Communication (unit "Opinion polls, press reviews, Europe Direct"). In the annex, a technical note details the interview techniques used by the institutes of the TNS Opinion & Social network as well as levels of confidence.

¹ Candidate Countries Eurobarometer 2002.3 "Science and Technology"

² Eurobarometer 55.2 "Europeans, Science and Technology"

³ Eurobarometer 38.1 "Europeans, Science and Technology"

The main objective of this study is to assess Europeans' general attitudes towards science and technology. The following points will be analysed in this report:

- European citizens' interest and level of information
- Image and knowledge of science and technology
- Attitudes towards science and technology
- Responsibilities of scientists and policy-makers
- The public's perception of European scientific research

The report presents the principal results obtained and attempts to highlight the main changes noted since the earlier Eurobarometer surveys.

For each theme addressed, our analysis⁴ looks at the:

- European Union as a whole;
- Individual countries;
- Socio-demographic variables;
- Trend results from earlier Eurobarometer studies where possible

⁴ In some cases, due to the rounding of figures, displayed sums can show a difference of one point with the sum of the individual cells. Also, note that the total percentages shown in the tables of this report may exceed 100% where the respondent is allowed to give several answers to a particular question.

1. European citizens' interest and level of information

The first part of this report looks at how well informed European citizens feel about science and technology.

We will start by analysing the interest of citizens in a number of issues in the news, both scientific and non-scientific, in order to rate more specifically their interest in science and technology. We will also see which science and technology developments citizens are most interested in. Furthermore, we will look at Europeans' visiting behaviour to certain specific institutes in relation with these fields.

Then, in a second chapter, we will study the level of information Europeans have on science and technology by analysing their self-evaluated level of information on these subjects compared to other fields.

Finally, we will observe to what extent and how often Europeans are involved with issues concerning science and technology.

1.1. Interest in science and technology

Source questionnaire: Q1, Q2, Q4, Q5

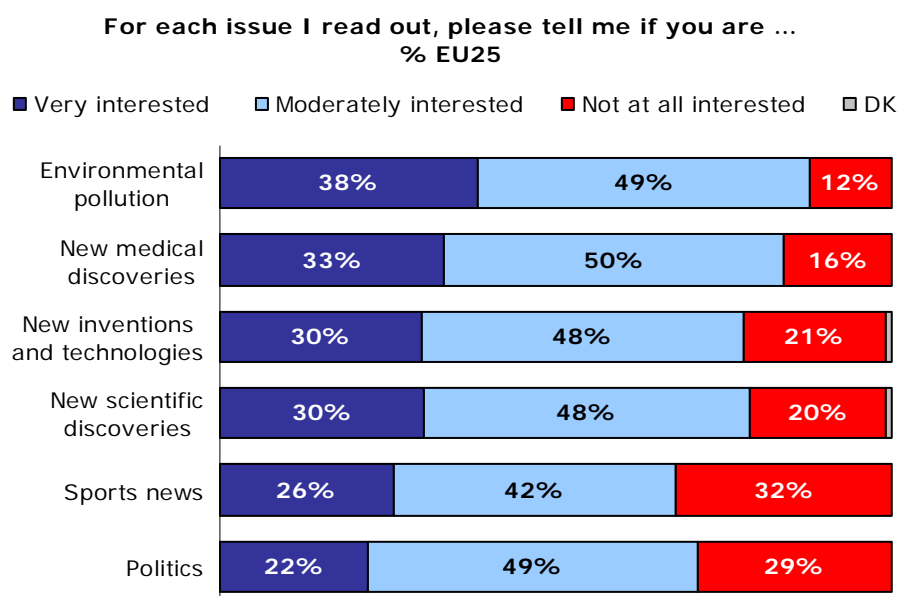
1.1.1. Interest in issues in the news

- Europeans are most interested in news themes on environmental pollution -

Respondents were asked to indicate among a range of news themes to what extent they are interested in them.

Results of this survey show that interest in each of the themes is rather high since at least two thirds of the European population indicate for each theme that they are interested (very or moderately interested).

It is however important to point to the fact that on such a question respondents have a tendency to answer in a "socially acceptable" way. This may explain why we find such a large number of respondents answering 'moderately interested' for the different themes.



The graph above shows us that environmental pollution is the news theme which gathers the most interest among Europeans, with 38% indicating that they are very interested and 49% that they are moderately interested.

"New medical discoveries" follows with similar rates (respectively 33% 'very interested' and 50% 'moderately interested'). The two news themes which particularly interest us here, namely "new inventions and technologies" as well as "new scientific discoveries" receive identical scores of 30% "very interested" and 48% "moderately interested". We will look at these two themes in detail further on in this chapter.

Finally, the news themes that have the lowest rates of interest among the European population are those that are considered as non-scientific, namely "Sports news" (respectively 26% 'very' and 42% 'moderately interested') and "Politics" (respectively 22% 'very' and 49% 'moderately interested'). Here again, it is important to keep in mind that on such a question, respondents may want to answer in a way which is in their eyes socially acceptable.

If we compare these figures with those of an earlier Eurobarometer survey conducted in 1992⁵ among the former 12 Member States of the European Community, we can see considerable discrepancies of results in the table below:

Question: "Let us talk about those issues in the news which interest you. For each issue I read out please tell me if you are very interested, moderately interested or not at all interested in it."

Themes	Very interested			Moderately interested			Not at all interested		
	2005	1992	Diff.	2005	1992	Diff.	2005	1992	Diff.
Environmental pollution	38%	56%	-18	49%	38%	+11	12%	6%	+6
New medical discoveries	33%	45%	-12	50%	44%	+6	16%	10%	+6
New inventions and technologies	30%	35%	-5	48%	47%	+1	21%	18%	+3
New scientific discoveries	30%	38%	-8	48%	45%	+3	20%	16%	+4
Sports news	26%	29%	-3	42%	38%	+4	32%	33%	-1
Politics	22%	28%	-6	49%	52%	-3	29%	20%	+9

The comparison clearly shows that the rates of persons 'very interested' in the different themes covered has dropped significantly since 1992.

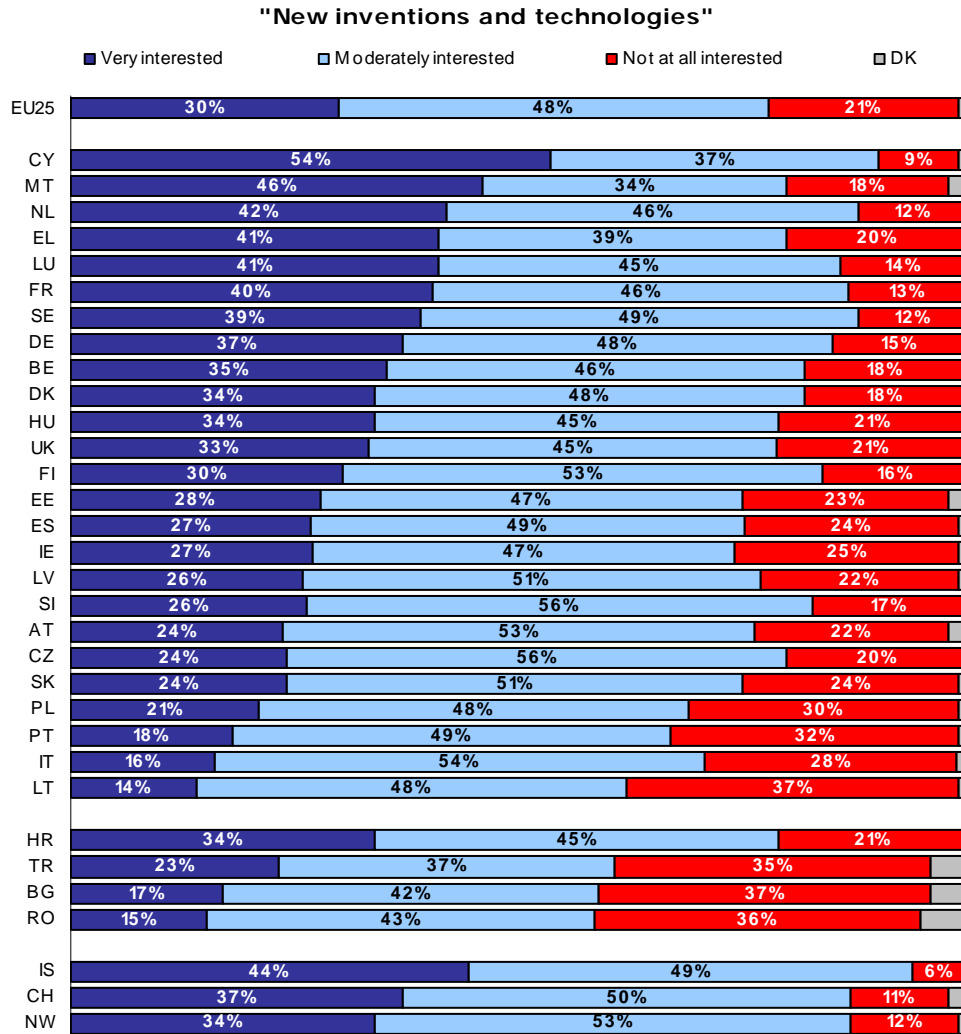
The most important decrease concerns high interest in environmental pollution (-18 points). This drop could be explained by the fact that the public is nowadays less preoccupied by this theme, the effects of which are far less visible in our everyday lives than for example those of the economy, unemployment or insecurity.

The rate of persons very interested in new medical discoveries seems to also have decreased sharply since 1992 (-12 points).

For the issues concerning "new inventions and technologies" and "new scientific discoveries", the 'very interested' rates have dropped by respectively 5 points and 8 points since 1992.

⁵ Special Eurobarometer 38.1 « Europeans, Science and Technology » 1992

When we look at country results for the two issues seen above related more specifically to science and technology, we can note several considerable disparities.



Respondents in Cyprus (54%) show the highest rate of interest, with a majority of its citizens indicating that they are 'very interested' about issues in the news which concern new inventions and technologies. This rate is 24 percentage points above the EU25 average. Results in Malta and Iceland follow with respectively 46% and 44% of respondents indicating that they are 'very interested'.

On the other hand, lowest rates of persons 'very interested' in this field can be found in Lithuania (14%), Romania (15%), Italy (16%) Bulgaria (17%) and Portugal (18%) where results are below the 20% mark.

It is interesting to note that among the candidate countries only Croatia has a rate of persons 'very interested' in this field (34%) above the EU 25 average.

The analysis by certain socio-demographic characteristics reveals some discrepancies among the different categories.

New inventions and technologies	
	Very interested
EU25	30%
Sex	
Male	40%
Female	21%
Age	
15-24	38%
25-39	32%
40-54	32%
55 +	24%
Education (End of)	
15	19%
16-19	29%
20+	41%
Still Studying	43%
Respondent occupation scale	
Self- employed	33%
Managers	44%
Other white collars	31%
Manual workers	30%
House persons	17%
Unemployed	29%
Retired	24%
Students	43%
Subjective urbanisation	
Rural village	29%
Small/ mid size town	30%
Large town	33%

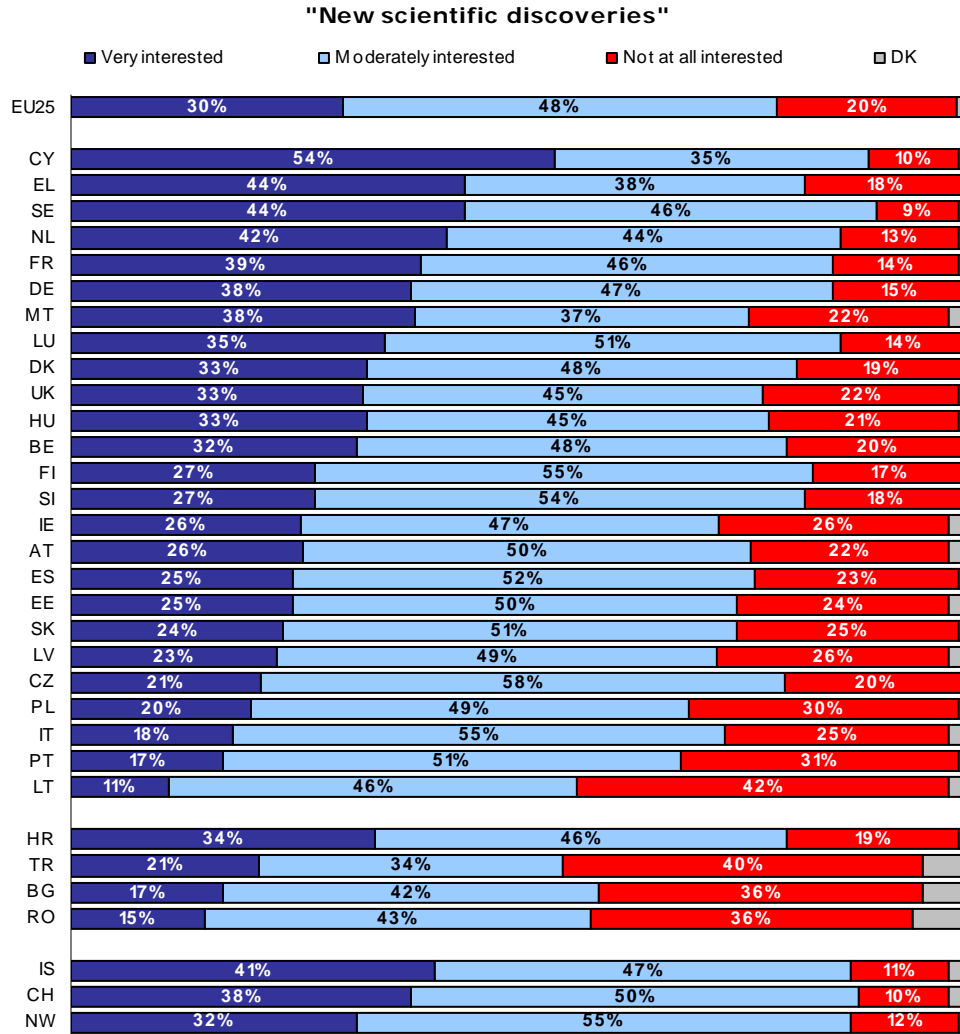
Among genders we can see that men indicate being far more interested in new inventions and technologies than women, with a rate of 40% 'very interested' among men compared to only 21% among women.

The age category also shows that the youngest populations show significantly more interest in these issues than the older populations, especially those aged 55 and above (14 percentage points separate the two categories).

The level of education reveals that persons having studied until the age of 20 or above and those still studying show far more interest in this topic than populations with lower education levels.

The occupation scale shows us that managers and students are the most interested, while house persons show by far the lowest level of interest, with only 17% very interested in new inventions and technologies.

Finally, persons living in large towns show somewhat more interest in this topic than do persons living in rural areas.



Here again we can observe some discrepancies between the individual country results for interest in new scientific discoveries.

Once again Cyprus has the highest rate of persons very interested (54%) in issues concerning new scientific discoveries. Greece (44%), Sweden (44%), the Netherlands (42%) and Iceland (41%) follow with rates above the 40% mark.

The lowest rate of interest is again found in Lithuania with only 11% of respondents indicating that they are 'very interested' in such issues. The rates in Romania and Bulgaria follow with respectively 15% and 17%.

Again, Croatia has a considerably higher rate of interest than the other candidate countries.

If we look at the results by socio-demographic characteristics, we can once again note some similar disparities between the different categories.

New scientific discoveries	
	Very interested
EU25	30%
Sex	
Male	36%
Female	25%
Age	
15-24	33%
25-39	31%
40-54	32%
55 +	27%
Education (End of)	
15	20%
16-19	28%
20+	42%
Still Studying	40%
Respondent occupation scale	
Self- employed	31%
Managers	44%
Other white collars	29%
Manual workers	29%
House persons	20%
Unemployed	26%
Retired	27%
Students	40%
Subjective urbanisation	
Rural village	29%
Small/ mid size town	30%
Large town	33%

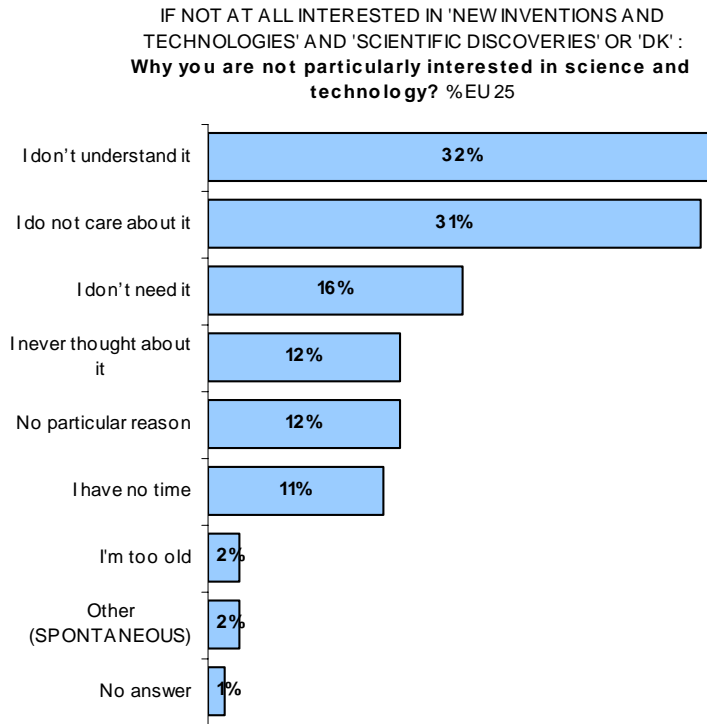
Populations that indicate being very interested in new scientific discoveries are the identical categories found for the previous item "new inventions and technologies", namely:

- Men (36%)
- Younger persons (33%)
- The highly educated (42%) and those still studying (40%)
- Managers (44%)
- Persons living in large towns (33%)

1.1.2. Reasons for disinterest in science and technology

- Lack of understanding and lack of concern are the main reasons -

Those respondents who answered that they are not at all interested in either "new inventions or technologies" or "scientific discoveries" were then asked to indicate for which reasons they are not particularly interested.



Two main reasons clearly emerge which can explain the disinterest in science and technology among Europeans: the lack of understanding and the lack of concern. Indeed, 32% of respondents point out that they are not particularly interested in science and technology because they do not understand it. Furthermore, 31% also indicate that they simply do not care about science and technology.

Other reasons such as the fact of not needing science and technology (16%), the fact of never having thought about it (12%) or the lack of time (11%) score significantly lower rates.

Being "too old" is the reason which has the lowest response rate. Nevertheless, as we will shortly see, the oldest populations are among those least interested in these scientific and technological topics.

Consequently to answers indicated earlier, when we look at the results by socio-demographic characteristics, we can distinguish which categories are more likely to not be interested in new inventions and technologies as well as new scientific discoveries. These are mainly women, persons aged 55 years and above, persons with a lower education, house persons, manual workers and those who are in retirement.

	TOTAL (unweighted base)	I have no time	I don't understand it	I do not care about it
EU25	3951	11%	32%	31%
Sex				
Male	1324	14%	30%	34%
Female	2627	10%	34%	30%
Age				
15-24	430	11%	26%	38%
25-39	749	21%	22%	31%
40-54	766	19%	29%	30%
55 +	2004	5%	39%	31%
Education (End of)				
15	1843	7%	42%	29%
16-19	1356	15%	23%	33%
20+	397	23%	20%	32%
Still Studying	194	7%	20%	37%
Respondent occupation scale				
Self- employed	205	33%	29%	22%
Managers	137	19%	9%	33%
Other white collars	269	14%	30%	32%
Manual workers	686	20%	27%	35%
House persons	720	8%	34%	32%
Unemployed	254	17%	30%	29%
Retired	1484	4%	39%	30%
Students	194	7%	20%	37%

People who indicate that they have no time are mainly the self-employed (33%) and to a lesser extent those having studied until the age of 20 years or above.

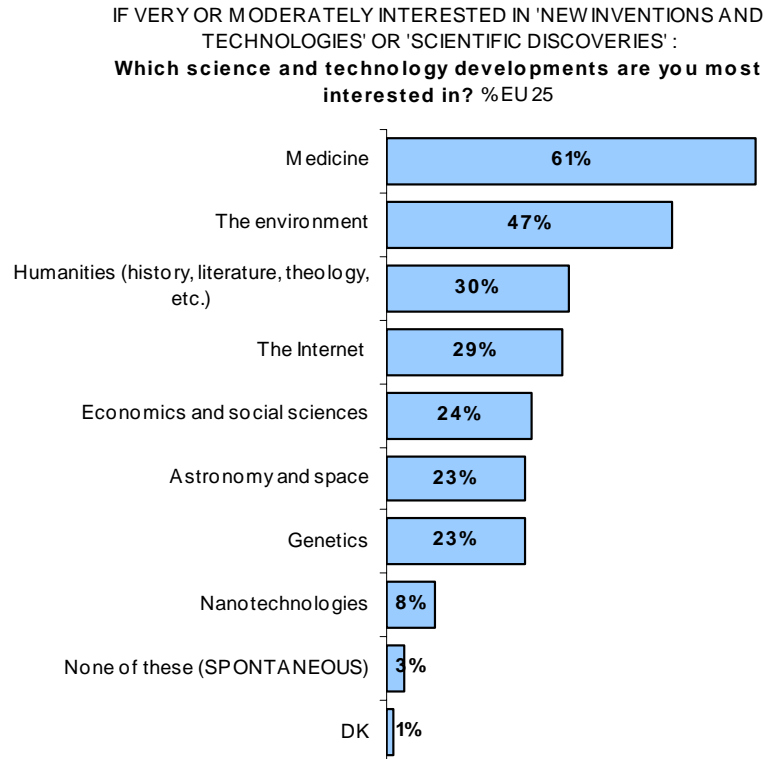
Among those who respond that they don't understand these topics, we find mainly persons with the lowest level of education (42%), persons aged 55 and above and hence those who are retired (39%).

Finally, those who answer that they don't care about these issues are mainly found among the youngest aged people (38%) and students (37%).

1.1.3. Most interesting science and technology developments

- Developments in medicine attract most interest -

Those respondents who answered that they were 'very' or 'moderately interested' in either "new inventions and technologies" or "scientific discoveries" were then asked which science and technology developments they are most interested in.



Results for the average of the 25 EU Member States show that developments in medicine are by far the field in which respondents are the most interested in, with a rate of 61% of Europeans mentioning this item.

This can most surely be explained by the fact that developments in medicine are a concern for each and every one of us since it concerns our health directly.

The second most mentioned item is the environment. Indeed 47% of the respondents in the EU 25 indicate that they are most interested in the developments in this field.

Here again we can presume that respondents feel that the state of the environment directly concerns them and is considered as a public health issue, which can explain the high interest for this field.

Close to one in three respondents mentions humanities as well as the internet, and one in four economics and social sciences, astronomy and space as well as genetics.

Nanotechnologies receives by far the lowest rate of interest among the suggested items, with a mere 8% mentioning interest in developments of this field.

Observing results by socio-demographic characteristics, we can note that there are significant differences of interest levels depending on the scientific subject.

	Medicine	The Internet	The environment	Astronomy and space	Genetics	Nanotechnologies	Economics and social sciences	Humanities
EU25	61%	29%	47%	23%	23%	8%	24%	30%
Sex								
Male	50%	36%	45%	30%	18%	12%	25%	26%
Female	73%	22%	50%	16%	28%	4%	22%	34%
Age								
15-24	40%	53%	33%	28%	24%	11%	22%	24%
25-39	57%	37%	45%	23%	23%	9%	23%	29%
40-54	66%	26%	50%	23%	24%	8%	23%	30%
55 +	73%	12%	54%	19%	22%	6%	25%	34%
Education (End of)								
15	73%	15%	52%	16%	16%	3%	18%	23%
16-19	62%	29%	46%	22%	21%	7%	22%	28%
20+	61%	32%	50%	26%	29%	11%	30%	39%
Still Studying	38%	56%	35%	32%	27%	14%	26%	29%
Respondent occupation scale								
Self-employed	60%	31%	49%	21%	22%	11%	24%	26%
Managers	57%	38%	50%	27%	27%	12%	34%	38%
Other white collars	59%	37%	46%	23%	25%	6%	24%	31%
Manual workers	59%	29%	46%	23%	19%	7%	18%	24%
House persons	80%	20%	45%	13%	25%	3%	18%	24%
Unemployed	56%	29%	40%	25%	20%	7%	20%	26%
Retired	73%	11%	56%	20%	22%	6%	26%	36%
Students	38%	56%	35%	32%	27%	14%	26%	29%

When we look at the responses to the item 'medicine', we can note that women (73%) are considerably more interested than men (50%) in developments in this field. This is equally the case for three further fields namely the environment, genetics and humanities, where women show more or less higher interest than men.

The age category logically shows that the older the population, the more interested people are in developments in the field of 'medicine'. Surprisingly, persons with lower education levels are more interested in 'medicine' than those with higher education levels. House persons show very high interest as well. It is interesting to note that these categories are the same which prove to be the least interested in science and technology, as we commented earlier.

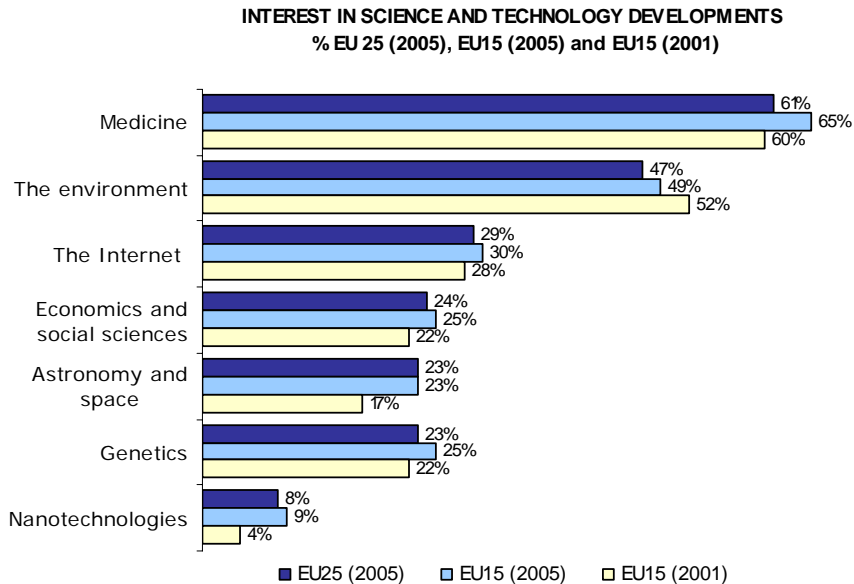
As for the "Internet", we can note that this time, men are somewhat more enthusiastic than women in the developments in this field. Also, the younger the population, the more interest there is in this field. This is also the case for the education categories, where we can see that the more one has studied the more one is interested in developments concerning the Internet.

Looking at the field of "the environment", we can observe that the older the population, the more interest there is in developments in this area. Students seem less interested in this field compared to other occupation categories, especially the retired and managers.

On the other hand, "astronomy and space" is highly appreciated by those still studying. Men also show more interest in this field than women.

As for "Genetics" we can note that the higher the education level, the more interest is perceived as well. This is also the case for "Nanotechnologies" where the highly educated show clearly more interest than those with a lower level of education.

A similar question was asked in an earlier Eurobarometer study conducted in 2001⁶ in the 15 EU Members States.



In order to clarify the comparison of results for the European Union averages between 2005 and 2001, we have presented two separate averages for 2005, namely EU25 and EU15.

Before comparing with 2001 we can note that there are slight differences between the averages of this year's results. The level of interest for 'medicine' is indeed slightly higher in the 15 "old" Member States (65%) than in the 25 EU Member State average (61%), with a difference of 4 points. For all other items, rates are practically identical.

When comparing the results of the EU15 average for 2005 with those of the EU15 average for 2001, we can observe certain significant discrepancies. In general, we can note that levels of interest for developments in the suggested fields have generally risen somewhat.

The most significant rise in interest can be observed for 'astronomy and space', which has passed from a rate of 17% in 2001 to 23% in 2005. The recent achievements and advances in space discoveries (both at US and European level), and the media attention it has received, may explain this important rise in interest in this field.

Interest in the developments of 'medicine' has also risen by 5 percentage points.

Finally, we can say that 'nanotechnologies', although remaining at the lowest rate among all the proposed items, has seen its score more than double since 2001 (from 4% to 9%), and is perhaps slowly becoming a wider theme of interest for Europeans.

The only exception to this trend is the interest in the developments of the field of 'environment'. Indeed, the environment (49%) is the only field of interest which has seen its rate of interest drop, and this by 3 percentage points since 2001. Nevertheless, as seen above, the environment remains the second most important area of interest in science and technology developments among Europeans.

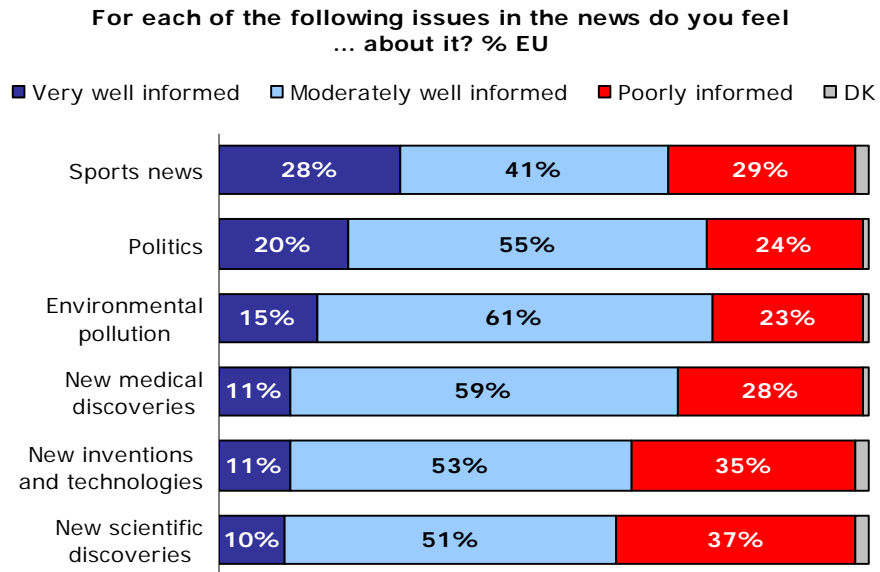
⁶ Special Eurobarometer 55.2 « Which scientific and technical developments do you find most interesting? »

1.2. Level of information

Source questionnaire: Q.3

- Level of information considerably lower than level of interest -

Respondents were presented the same list as for question 1 and were asked this time to rate their level of information concerning the different issues they hear or read about in the news.



Results for the average of the 25 European Union Member States show that the rates obtained for the level of information are somewhat lower than those obtained for the level of interest in these same items as seen earlier. This is especially the case for the more scientific themes.

Only 15% of respondents indicate that they are "very well informed" about 'environmental pollution' issues. For 'new medical discoveries' (11%), 'new inventions and technologies' (11%) and 'new scientific discoveries' (10%) the rate of persons very well informed is even lower.

When we look at the non-scientific issues in the news, respondents seem to be somewhat more numerous to be very well informed about 'sports news' (28%) and 'politics' (20%).

It is interesting to note that a majority of respondents tend to place their answer in the category "moderately well informed", which is in a way a more neutral answer and can have a large definition. It may also reflect the fact that citizens may not want to boast about their self-estimated level of information and so they tend to respond in a more modest way.

Finally, it is also important to note the high rates for persons who indicate that they are poorly informed about new inventions and technologies (35%) as well as new scientific discoveries (37%), which are significantly higher than for the other suggested items.

If we compare these figures with those of an earlier Eurobarometer survey conducted in 1992⁷ among the former 12 Member States of the European Community, we can see considerable discrepancies of results in the table below:

Question: "I would like you to tell me for each of the following issues in the news if you feel very well informed, moderately well informed or poorly informed about it?"

Issues	Very well informed			Moderately well informed			Poorly informed		
	2005	1992	Diff.	2005	1992	Diff.	2005	1992	Diff.
Environmental pollution	15%	25%	-10	61%	60%	+1	23%	14%	+9
New medical discoveries	11%	12%	-1	59%	59%	0	28%	28%	0
New inventions and technologies	11%	9%	+2	53%	53%	0	35%	36%	-1
New scientific discoveries	10%	9%	+1	51%	51%	0	37%	37%	0
Sports news	28%	26%	+2	41%	41%	0	29%	32%	-3
Politics	20%	20%	0	55%	60%	-5	24%	19%	+5

The most significant variation concerns the item "environmental pollution" since the rate of persons who feel very well informed has dropped significantly, passing from 25% in 1992 to 15% in 2005. Information on "new medical discoveries" also seems to have slightly decreased (down one percentage point since 1992).

On the other hand, the other two scientific subjects have seen the rate of persons very well informed slightly rise, by 2 points for "new inventions and technologies" and 1 point for new scientific discoveries.

⁷ Special Eurobarometer 38.1 « Europeans, Science and Technology » 1992



























Let us look more closely at the two items which relate directly to science and technology.

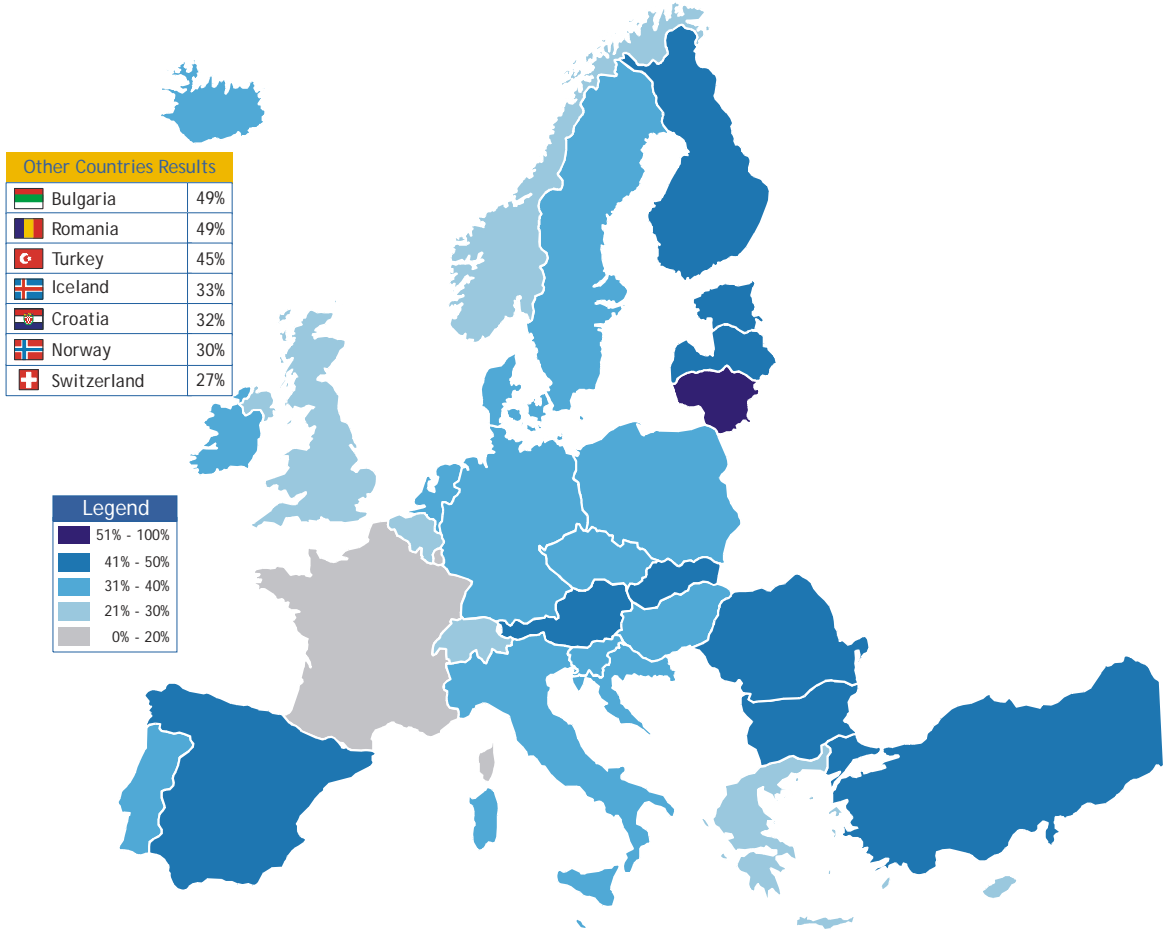
For the item "New inventions and technologies" country results show us that there are certain considerable differences in the level of persons declaring they are poorly informed. The map below illustrates well this difference between certain countries.

Q3.5 I would like you to tell me for each of the following issues in the news if you feel very well informed, moderately well informed or poorly informed about it?

Option: New inventions and technologies

Answers: Poorly informed

Member States Results	
 Lithuania	54%
 Estonia	49%
 Spain	47%
 Slovakia	46%
 Austria	42%
 Finland	42%
 Latvia	41%
 Portugal	40%
 Poland	40%
 Denmark	39%
 Ireland	39%
 Sweden	38%
 Hungary	38%
 Germany	36%
 Italy	36%
 EU25	35%
 Slovenia	35%
 Malta	34%
 The Netherlands	31%
 Czech Republic	31%
 United Kingdom	30%
 Belgium	29%
 Greece	24%
 Cyprus	24%
 Luxembourg	20%
 France	19%



While certain countries such as France (19%) or Luxembourg (20%) have very low rates of respondents indicating that they are poorly informed, this is the opposite case in countries such as Lithuania (54%), Estonia (49%), Romania (49%) or Bulgaria (49%). In Lithuania, 54% feel they are poorly informed about new inventions and technologies. This rate is 19 percentage points above the EU average. It also represents a majority of citizens poorly informed in this country

Analysis by socio-demographic characteristics

New inventions and technologies

	Very well informed	Moderately well informed	Poorly informed
EU25	11%	53%	35%
Sex			
Male	16%	56%	27%
Female	7%	50%	41%
Age			
15-24	15%	56%	27%
25-39	12%	57%	30%
40-54	11%	55%	33%
55 +	8%	46%	43%
Education (End of)			
15	6%	42%	50%
16-19	10%	55%	34%
20+	16%	60%	23%
Still Studying	16%	60%	23%
Respondent occupation scale			
Self- employed	13%	56%	30%
Managers	17%	59%	23%
Other white collars	11%	60%	28%
Manual workers	11%	55%	33%
House persons	4%	42%	51%
Unemployed	10%	50%	39%
Retired	8%	47%	42%
Students	16%	60%	23%
Subjective urbanisation			
Rural village	9%	51%	38%
Small/mid size town	12%	53%	34%
Large town	12%	55%	32%

When observing the category of persons who indicate being poorly informed about new inventions and technologies it appears that certain categories are far less informed than others:

The proportion of women who lack information on this topic is significantly higher than among men.

The age category shows us that the oldest persons are much more poorly informed than the youngest age group.

The level of education shows that persons having left school at the age of 15 years or less are considerably less informed than those having a higher level of education or still studying.

House persons and those in retirement show the highest rates poorly informed among the different occupation categories.

Finally, persons living in rural villages are slightly more numerous to feel poorly informed about new inventions and technologies.

Concerning “new scientific discoveries”, a similar remark can be made about diverging levels of information. The map below illustrates the level in each country of persons poorly informed on new scientific discoveries.

Q3.6 I would like you to tell me for each of the following issues in the news if you feel very well informed, moderately well informed or poorly informed about it?

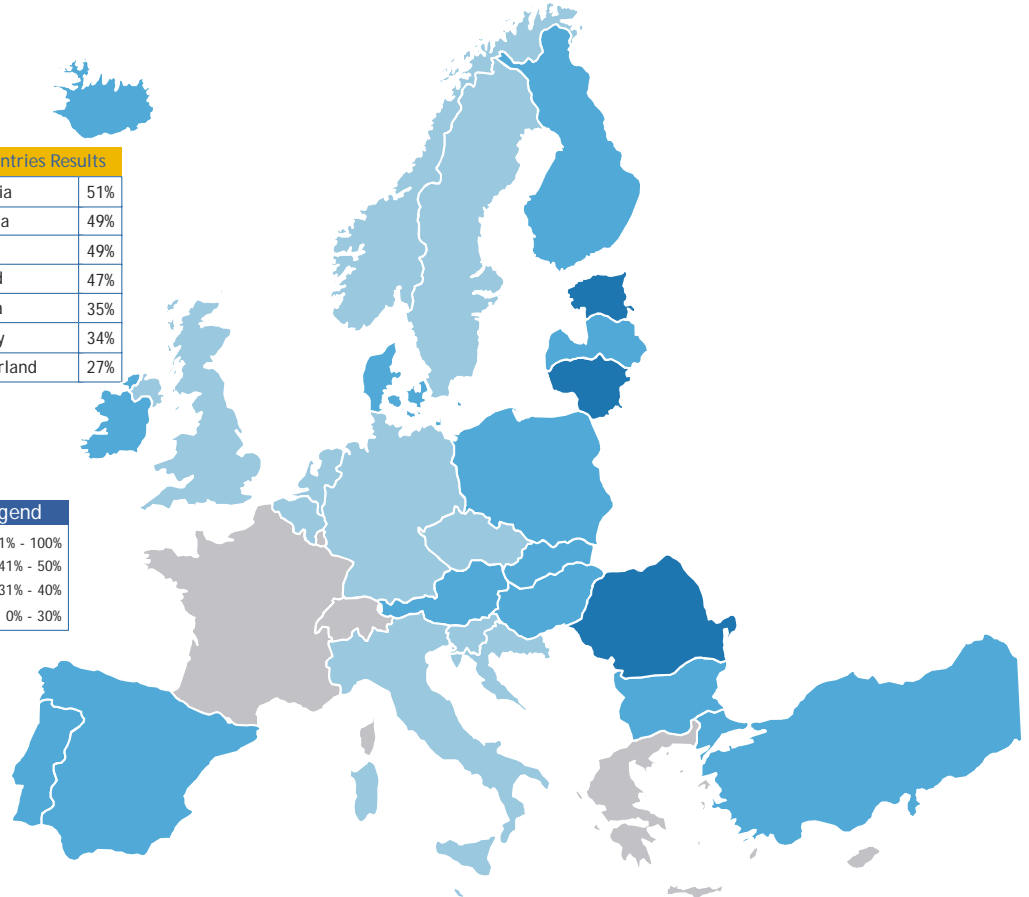
Option: New scientific discoveries

Answers: Poorly informed

Member States Results	
Lithuania	60%
Estonia	54%
Spain	50%
Finland	49%
Latvia	49%
Slovakia	49%
Poland	45%
Denmark	44%
Portugal	44%
Ireland	43%
Austria	42%
Hungary	41%
Malta	40%
Italy	39%
EU25	37%
Germany	37%
Sweden	36%
Slovenia	36%
The Netherlands	35%
Czech Republic	35%
Belgium	34%
United Kingdom	34%
Luxembourg	26%
Cyprus	25%
Greece	22%
France	21%

Other Countries Results	
Romania	51%
Bulgaria	49%
Turkey	49%
Iceland	47%
Croatia	35%
Norway	34%
Switzerland	27%

Legend	
	51% - 100%
	41% - 50%
	31% - 40%
	0% - 30%



Once again we can note that respondents in France have the lowest lack of information on this subject since only 21% indicate that they are poorly informed about new scientific discoveries.

We can also note that the Greeks, the Cypriots and the Luxembourgers seem to have a low lack of information, with respectively only 22%, 25% and 26% claiming that they are poorly informed.

On the other hand, respondents in Lithuania once again appear as having the highest rate of persons poorly informed on this topic, with a rate of 60%. This rate is 23 percentage points above the EU average.

Citizens in Estonia (54%), Romania (51%) and Spain (50%) are also a majority to indicate that they lack information in this field.

Analysis by socio-demographic characteristics:

New scientific discoveries

	Very well informed	Moderately well informed	Poorly informed
EU25	10%	51%	37%
Sex			
Male	13%	53%	33%
Female	7%	49%	42%
Age			
15-24	11%	54%	33%
25-39	11%	56%	33%
40-54	10%	53%	36%
55 +	8%	45%	44%
Education (End of)			
15	6%	40%	51%
16-19	8%	53%	37%
20+	15%	59%	25%
Still Studying	13%	58%	29%
Respondent occupation scale			
Self- employed	10%	55%	33%
Managers	16%	60%	24%
Other white collars	9%	58%	31%
Manual workers	10%	51%	38%
House persons	5%	42%	52%
Unemployed	7%	48%	42%
Retired	9%	46%	43%
Students	13%	58%	29%
Subjective urbanisation			
Rural village	9%	49%	41%
Small/mid size town	10%	51%	37%
Large town	11%	55%	33%

As seen for the previous item, identical patterns emerge as to the categories of persons who feel poorly informed about new scientific discoveries:

- Women
- People aged 55 years and above
- People having left school at the age of 15 years or less
- House persons, retired, unemployed
- People living in rural villages

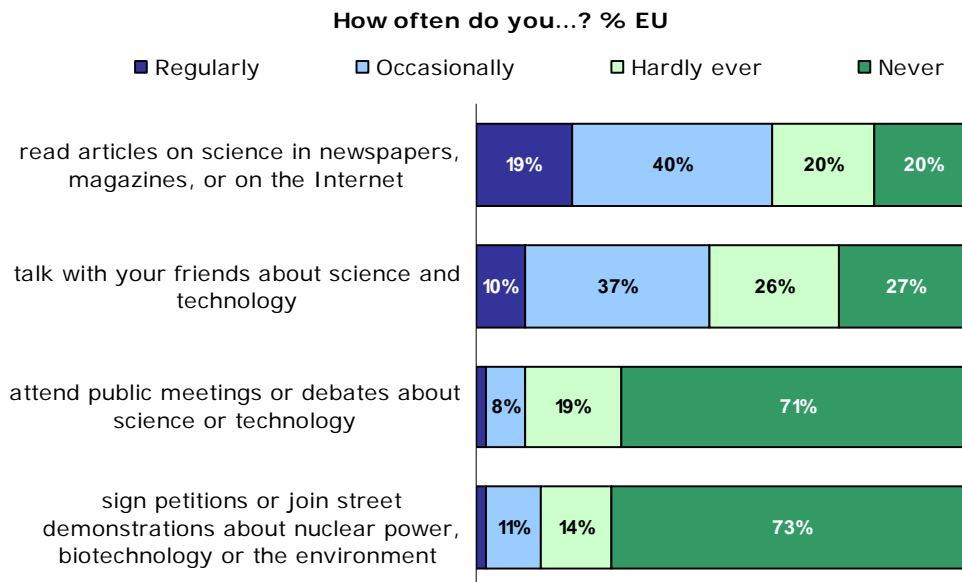
1.3. Involvement in science and technology issues

Source questionnaire: Q.6

1.3.1. Levels of involvement

- Little active involvement in science and technology issues among European citizens -

In this third chapter we will look at how often European citizens are actually involved with science and technology, whether they tend to have a more active or passive participation in issues concerning this field. We will look at 4 different types of involvement, each one somewhat more active than the other.



European citizens seem very keen on informing themselves on science and technology issues by **reading articles on science in newspapers, magazines or on the internet**. 19% among the 25 EU countries claim that they do so regularly, while another 40% occasionally. We can consider this item as the most passive form of involvement in science and technology issues among the 4 proposed. A considerable number of respondents (although representing a minority of 40%) claim to hardly ever or never do so.

As for **talking with friends about science and technology**, 10% of respondents in the 25 EU countries indicate that they do it on a regular basis while another 37% indicate doing this occasionally. Here, a slight majority says they hardly ever or never talk of such issues with friends (respectively 26% and 27%).

This second item can be perceived as a somewhat more active way of being involved with science and technology issues than the first one.

It is also important to note that for these two items, only a minority of respondents answers "never" doing these activities (respectively 20% and 27%).

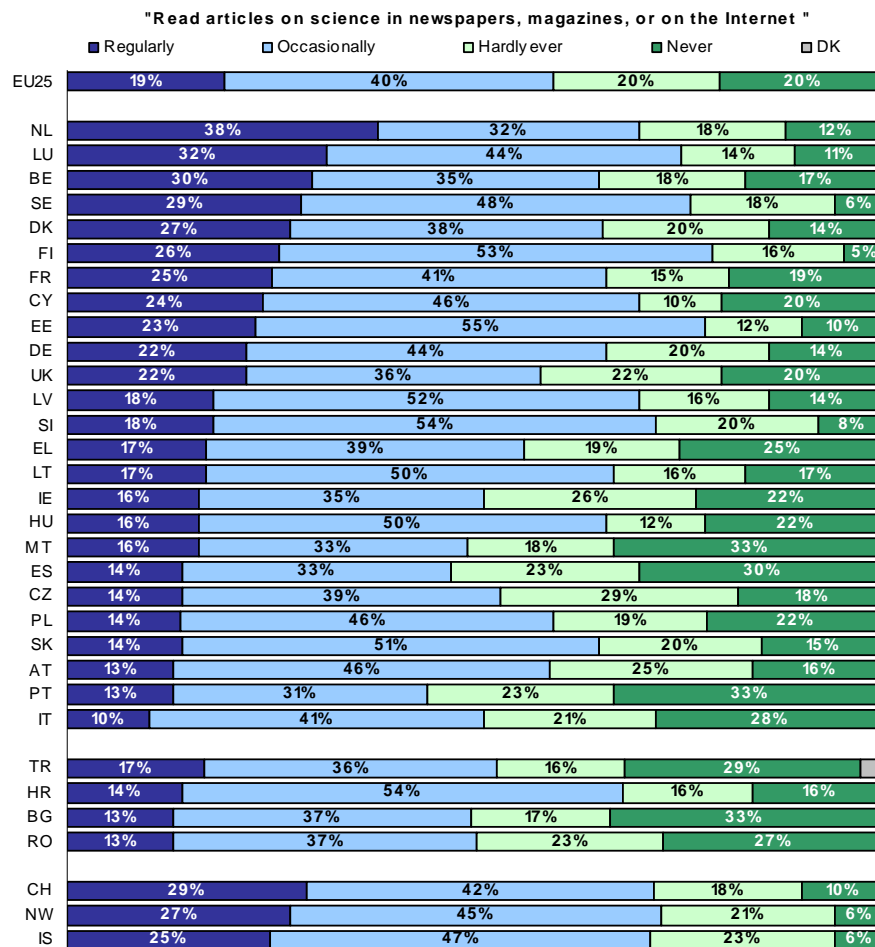
For the other two items, which are clearly more active types of involvement, the frequencies are far lower.

"Attending public meetings or debates about science and technology" only scores a mere 10% for those who attend regularly or occasionally (respectively 2% and 8%).

A strong majority, representing 90% of respondents say they hardly ever or never attend such meetings or debates (respectively 19% and 71%).

Similar results appear for "signing petitions or joining street demonstrations about nuclear power, biotechnology or the environment". For this item, only 13% say they do so regularly or occasionally (respectively 2% and 11%), while an overwhelming majority (87%) indicates that they do so hardly ever or never (respectively 14% and 73%).

Looking at country results in the graph below we can note that the Dutch have the highest rate of persons who **regularly read articles on science in newspapers, magazines or on the internet**. The other two BENELUX countries follow with rates above the 30% mark.



Italians are the least numerous to regularly read such articles, with only 10% claiming to do so. Austria, Portugal, Romania and Bulgaria also have similarly low rates.

In general, we can say that the four candidate countries have poor levels in this regard.

The EFTA countries on the other hand, all have rates above the EU average for read articles on science on a regular basis.

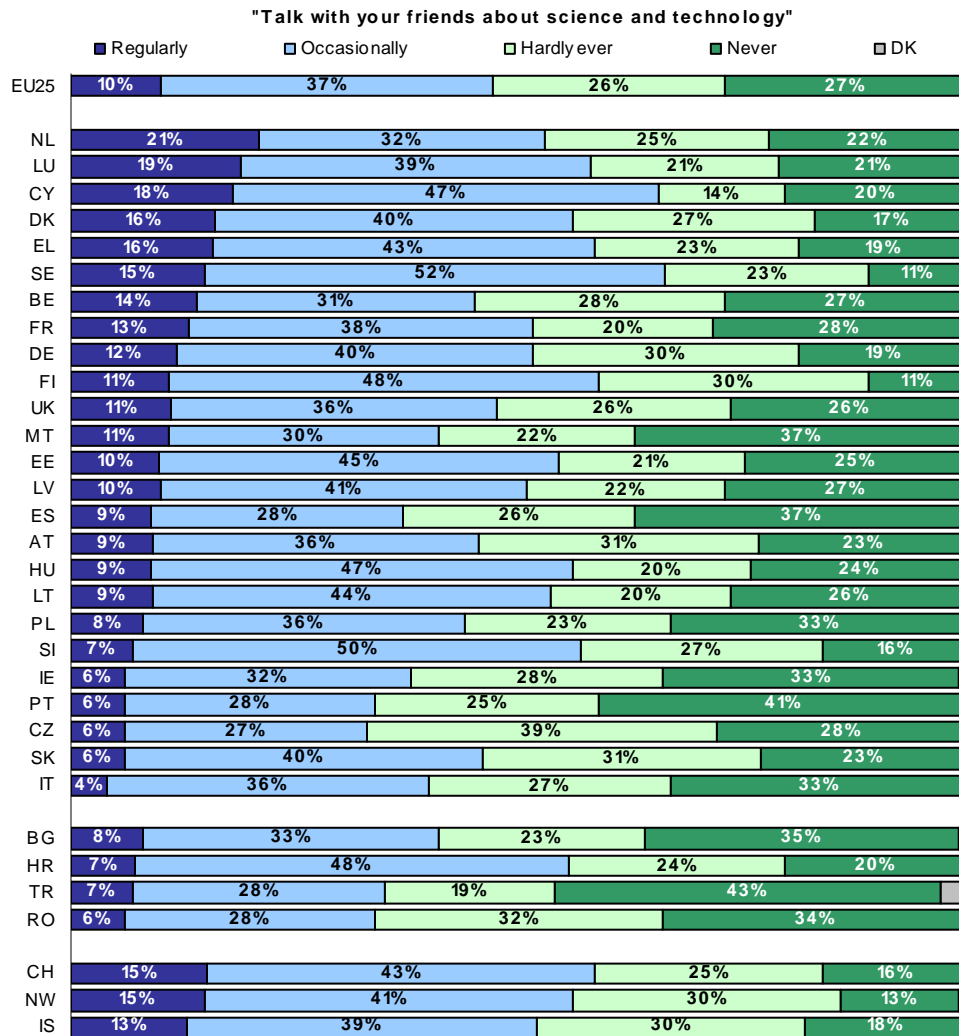
An analysis of results by socio-demographic characteristics shows that men tend to read such articles more often than women. Persons with a high level of education, students and managers also show high rates. On the contrary, people aged 55 and above tend to be less keen on reading these articles on a regular basis or occasionally.

It is possible to compare the results of 2005 with those of a Eurobarometer conducted in 1992 where a similar question has asked concerning the reading of scientific articles in newspapers or in scientific magazines⁸.

While in 1992 almost half of Europeans read articles on science in newspapers, with a rate of 45%, only one out of every five (21%) indicated that he/she read scientific articles in science magazines.

Although in this year's results we cannot distinguish between newspaper articles and magazines, we can nevertheless note an increase in the number of Europeans who read articles on science at a regular basis or occasionally, be it in newspapers, magazines or on the internet, at a rate of 59%.

⁸ EB 38.1 "Do you ever ...read articles on science in newspapers? ...read any scientific magazines?"

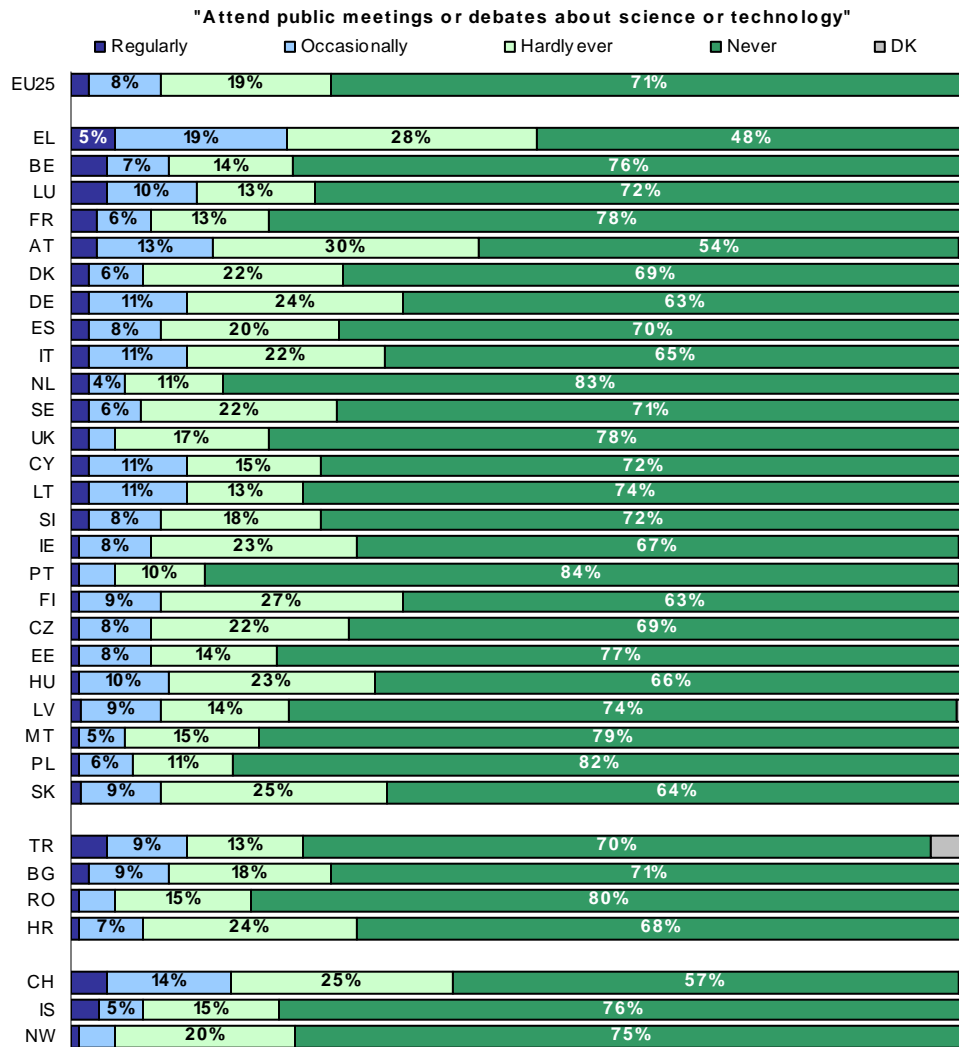


Talking with friends about science and technology is done on a regular basis mostly in the Netherlands (21%). This rate is 11 percentage points above the EU average.

However when we add up those who have such discussions on a regular basis and those who have them occasionally, we can note that Sweden (67%) and Cyprus (65%) emerge at the top of the ranking.

The Czech Republic (33%), Portugal (34%), Romania (34%) and Turkey (35%) on the other hand are on the bottom of this ranking and have the lowest number of citizens talking with friends about science and technology.

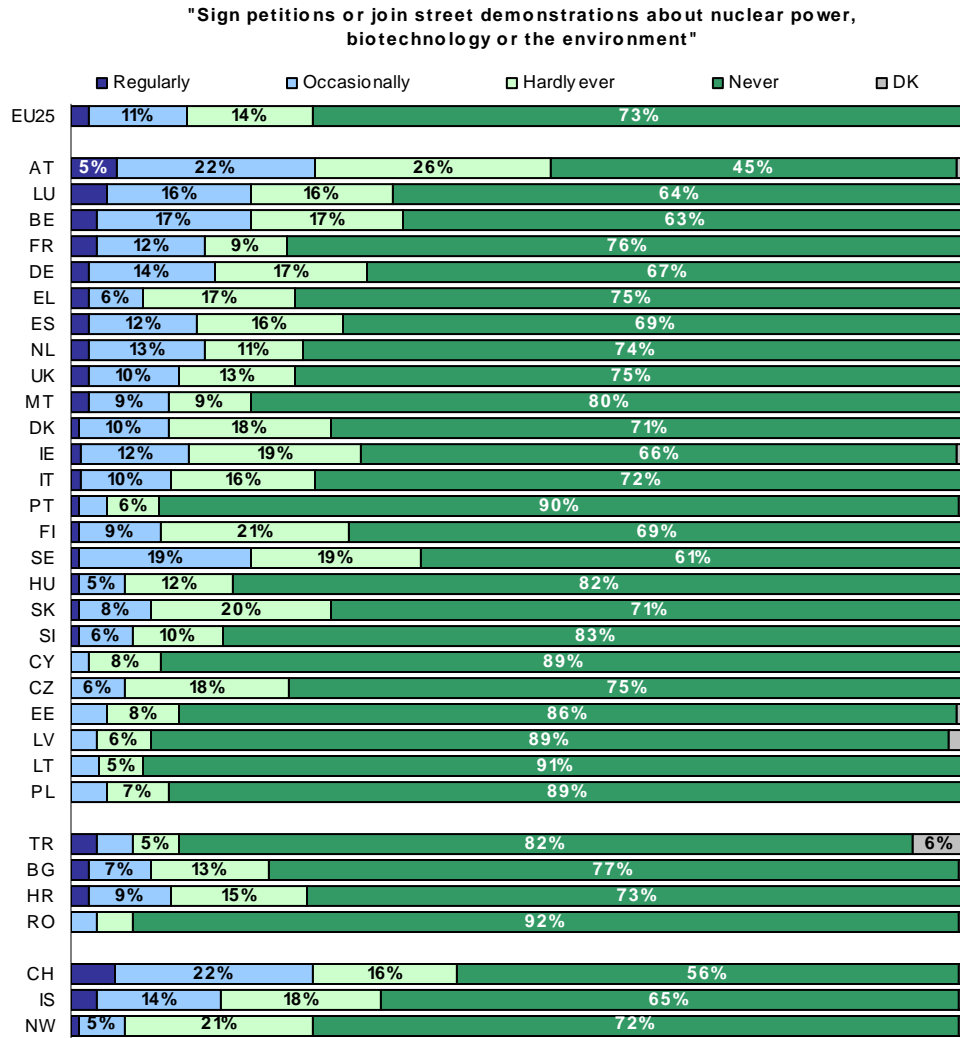
Men are far more numerous than women to claim that they talk with friends about science on a regular basis or occasionally. Persons with a high level of education, students and managers



As we can see in the graph above, only a small minority in each of the European countries **attends public meetings or debates about science or technology** on a regular basis or occasionally.

We can however note that respondents in Greece give the highest rate (24%) in this sense, with close to one fourth of citizens regularly or occasionally attending such meetings. This rate is 14 percentage points above the EU average. Switzerland follows with a rate of 18%.

Those who attend such meetings or debates the most are students, persons with a high level of education and managers.



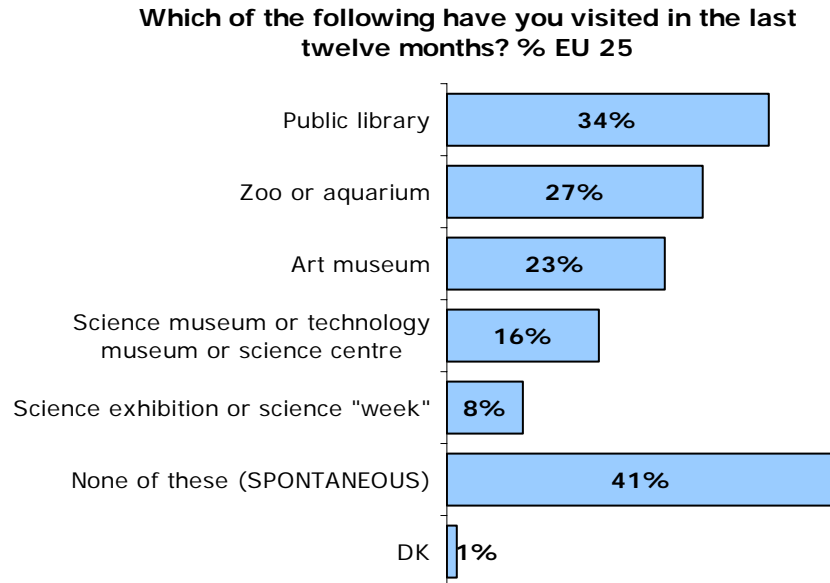
When it comes to **signing petitions or joining street demonstrations about nuclear power, biotechnology or the environment**, the Austrians and the Swiss seem to be the most active. In Austria, 27% claim to do so on a regular basis or occasionally. In Switzerland as well (26%), more than a quarter of respondents indicate this opinion.

However in the widespread majority, Europeans citizens tend to rarely or never sign petitions or join street demonstrations.

Among the minority which does claim to participate actively in this way, we find more often persons with a high level of education, persons who place themselves to the left on the political scale, as well as managers.

1.3.2. Visiting certain specific institutions

In order to further analyse the involvement of Europeans in science and technology, respondents were asked to indicate among a list of institutes which ones they had visited in the last twelve months.



Institutions and events which relate the most to science and technology, "namely science museums or technology museums or science centres" and "science exhibitions or science weeks" are clearly less visited than other non-scientific institutions. While only 16% of citizens in the European Union indicate that they have visited a science or technology museum in the last twelve months, another 8% do so for science exhibitions or science "weeks".

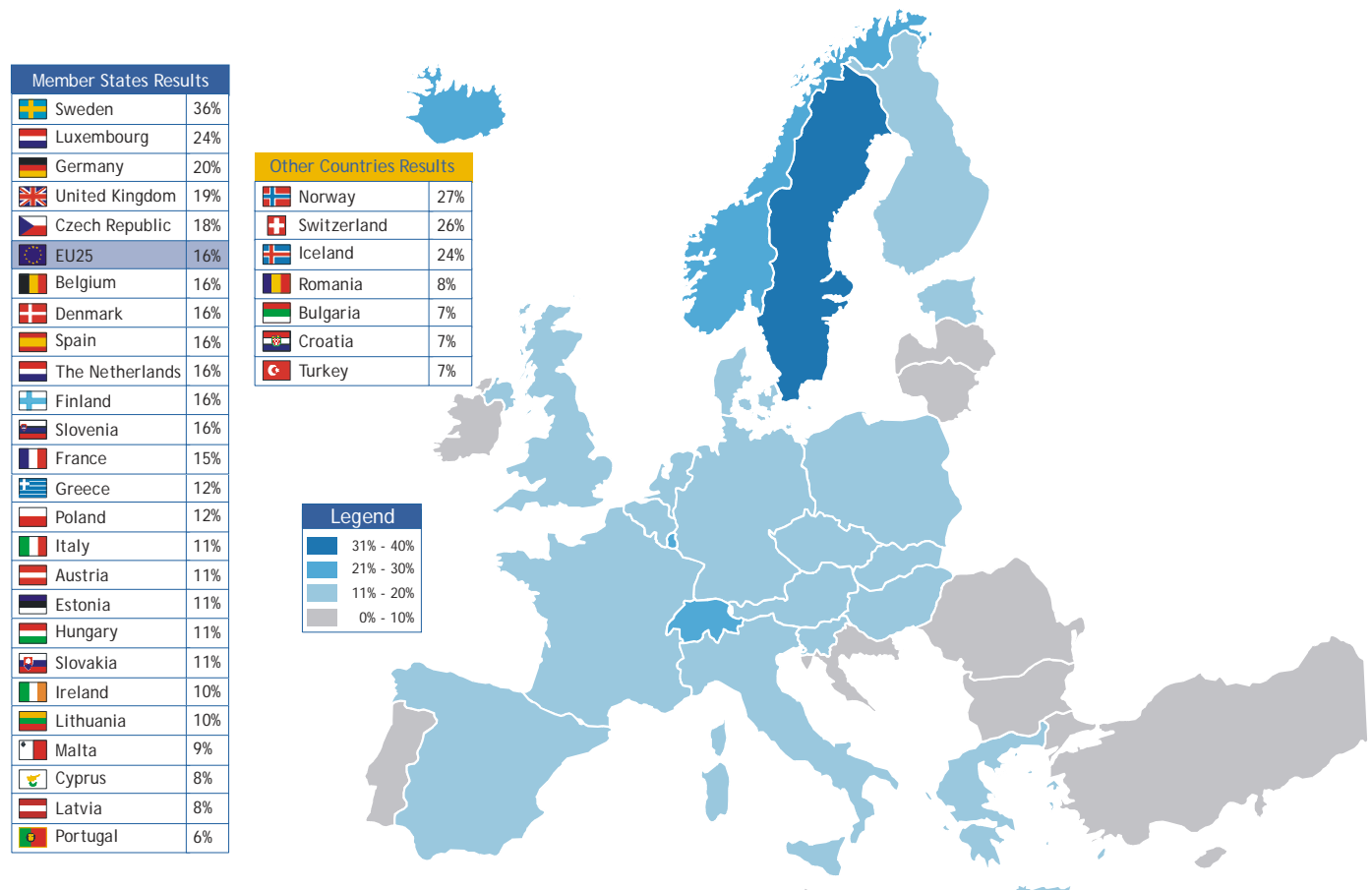
In comparison, 34% have been to a public library, 27% have visited a zoo or an aquarium and 23% say they have been to an art museum.

Finally, a relative majority of Europeans (41%) indicate they have been to none of the mentioned institutions.

When we look at the country results for this item, we can note that there are certain disparities between the individual countries. The map below illustrates the rates, in each country, of citizens having visited a science or technological museum or science centre.

Q4 Which of the following have you visited in the last twelve months?

Answers: Science museum or technology museum or science centre



Sweden seems to have by far the highest rate of respondents who claim that they have visited a science or technology museum in the last twelve months, with a rate of 36%. This rate is 20 percentage points above the EU25 average.

The result in Luxembourg follows with 24%. Germany (20%), the United Kingdom (19%) and the Czech Republic (18%) also have rates above the EU25 average.

The lowest rate among all the countries surveyed can be found in Portugal where only 6% of respondents indicate having visited such an institution.

The rates in all four candidate countries are extremely low as well, and reflect the result of the survey conducted in 2002 in the CC13 countries.

The EFTA countries for their part all have considerably high rates compared to the EU 25 average, with Norway presenting the highest rate at 27%.

Analysis by socio-demographic characteristics:

	Science museum or technology museum or science centre
EU25	16%
Sex	
Male	19%
Female	13%
Age	
15-24	19%
25-39	17%
40-54	19%
55 +	10%
Education (End of)	
15	7%
16-19	13%
20+	25%
Still Studying	26%
Household composition	
1	12%
2	14%
3	17%
4+	20%
Respondent occupation scale	
Self- employed	18%
Managers	30%
Other white collars	18%
Manual workers	14%
House persons	10%
Unemployed	10%
Retired	9%
Students	26%
Subjective urbanisation	
Rural village	14%
Small/mid size town	15%
Large town	20%

Men tend to indicate more than women that they have visited a science or technology museum in the last 12 months.

Those aged 55 and above are considerably less than the younger populations to have visited one of these specific museums.

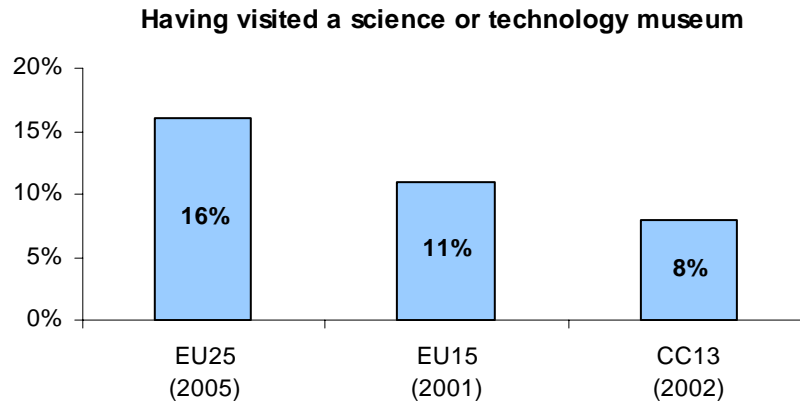
Persons having studied until the age of 20 or above as well as those still studying are significantly more numerous to have visited a science or technology museum than persons with a lower education level.

The household composition shows us that the more numerous the household, the more people tend to go to visit such museums.

Managers and students are more likely to have visited these museums in the past twelve months than the other occupational categories.

Finally, persons living in large towns are more numerous to have visited these museums than persons living in smaller towns or villages.

If we compare the results of the 2005 survey⁹ with those of 2002¹⁰ and 2001¹¹, respectively conducted in the 13 candidate countries and the European Union of 15 Member States, we can note that the rate of Europeans having visited science or technology museums has risen somewhat since 2001, passing from 11% to 16% in 2005.



It is however important to remind that the item wording has changed somewhat in the most recent survey compared to the former surveys which may partly explain this increase. While in 2001 and 2002 the item wording was "science and technology museums" the newest wording of this year's survey is somewhat broader and reads as follows: "science museum or technology museum or science centre".

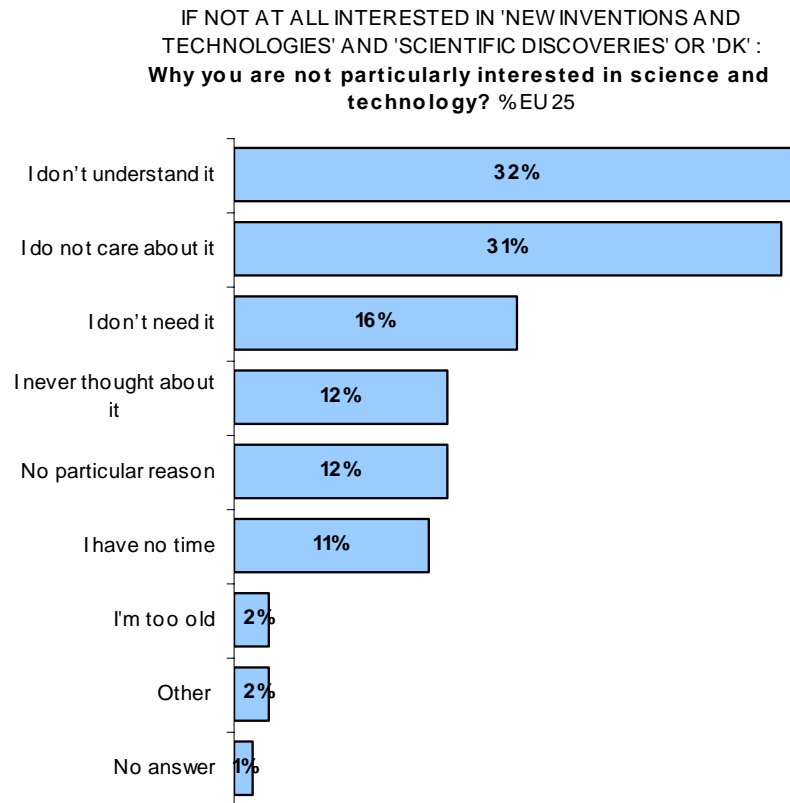
⁹ EB 63.1 "Which of the following have you visited in the last twelve months? Science museum or technology museum or science centre"

¹⁰ CC-EB 2002.3 "Which of the following have you visited in the last twelve months? Science and technology museum"

¹¹ EB 55.2 "Which of the following have you visited in the last twelve months? Science and technology museum"

Reasons for not visiting a science or technology museum:

Respondents who had not visited a science or technology museum in the last twelve months were asked if there were any particular reasons for this.



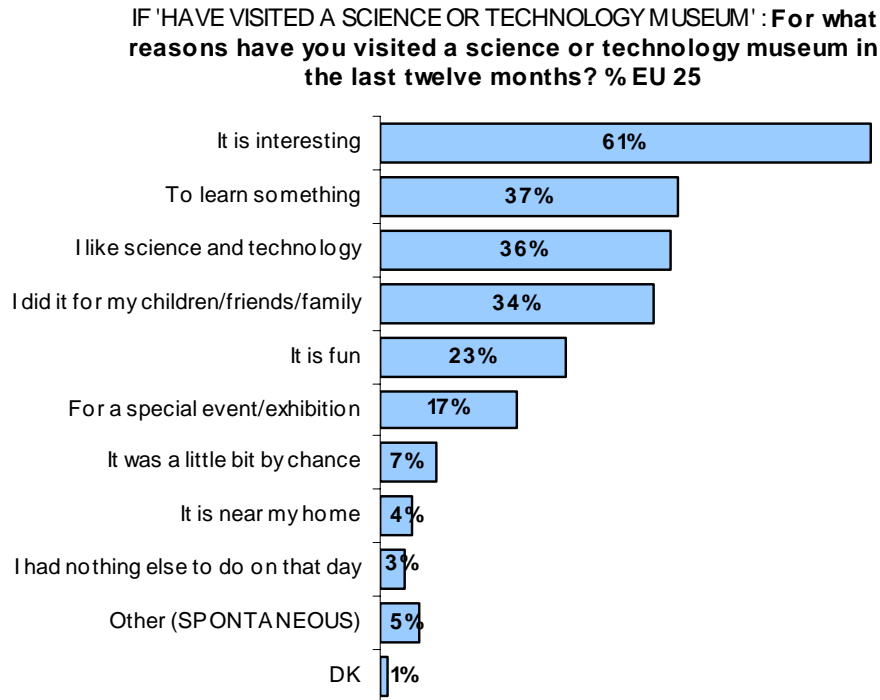
Results show that the main reason for not having visited such museums is the lack of time, with 35% of respondents answering this reason.

Other frequently mentioned reasons are the fact that these museums are too far away (23%), that people are simply not interested (22%) or that they simply did not think about going to such museums (21%).

Too pricey entrance fees (7%), the fact of not knowing where these museums are situated (9%), as well as the fact that such museums are too complicated (3%) were much less mentioned.

Reasons for visiting a science or technology museum:

Persons who had actually visited a science or technology museum in the last twelve months were then asked to indicate for what reasons they had made this visit.



A clear majority of the visitors indicate that their reason for visiting science or technology museums is due to the fact that it is interesting. Indeed 61% of respondents answered this.

Over a third of respondents also indicate that their reason for visiting was to learn something (37%) and the fact that they like science and technology (36%).

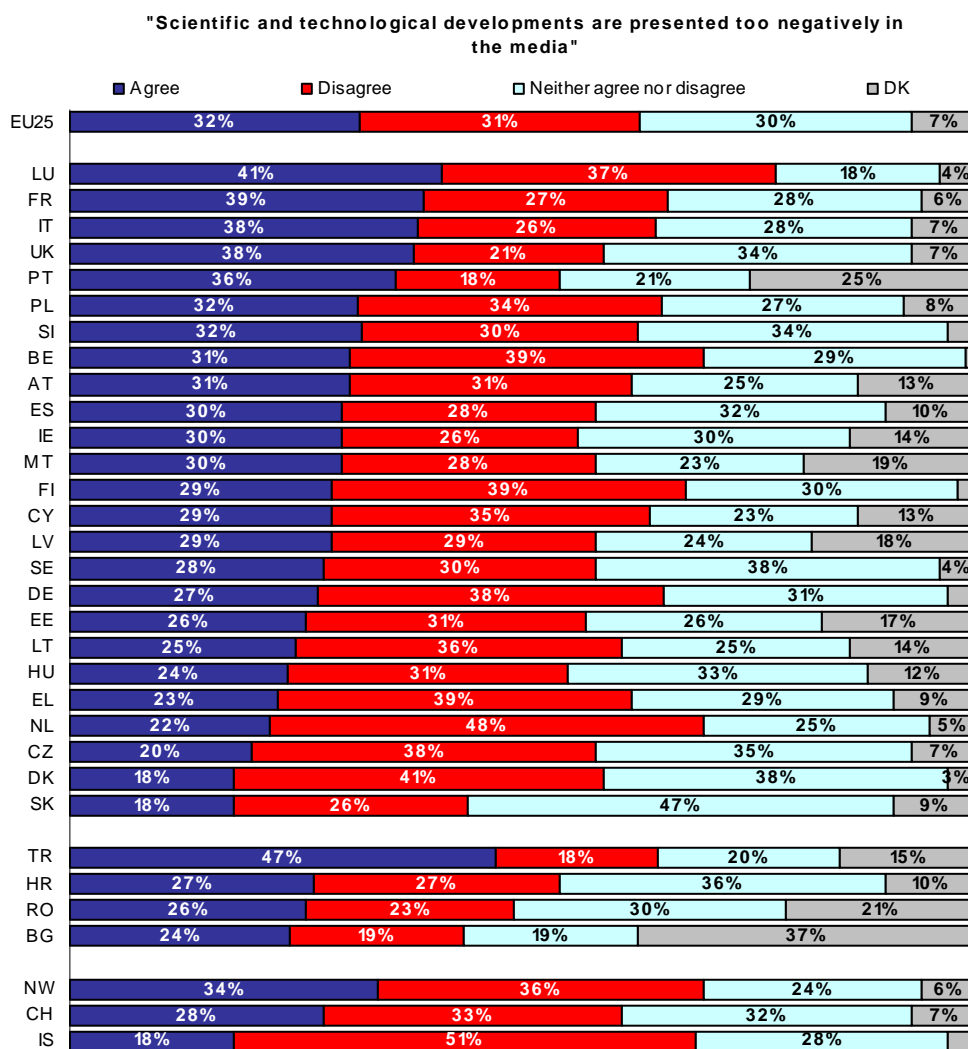
A further highly indicated reason by respondents is the fact of having visited such museums for the sake of children, friends or family (34%). This reflects somewhat less a true interest in the subject and represents more a social habit to accompany someone to a museum.

Reasons which are only rarely mentioned are the fact of having nothing to do on that day, the proximity to one's home, and having gone there by chance.

1.3.3. Science and technology presented in the media

- Scientific and technological developments are presented too negatively in the media -

When asked whether they agree or disagree with the statement whether **scientific and technological developments are presented too negatively in the media**, we can note that Europeans are strongly divided. 32% agree, 31% disagree and 30% neither agree nor disagree. This pattern of responses at the EU level shows that opinions are very divergent and that perhaps the statement was interpreted in different ways by respondents. We can ask ourselves what influence the media has on the interest and involvement of citizens in the field of science and technology.



Individual country results also confirm that there are no national distinctions on this issue.

We can perhaps point out to the result in Iceland where a slight majority (51%) disagrees with the idea that scientific and technological developments are presented too negatively in the media. Finally, we can also note that in Bulgaria, a significant number of non-responses were indicated by respondents (37%).

2. Image and knowledge of science and technology

In this second part of the report we will begin by looking at European's perception of science, namely what they regard as being scientific. Then we will test the level of knowledge of European citizens on science by looking at the results of a quiz which they responded to.

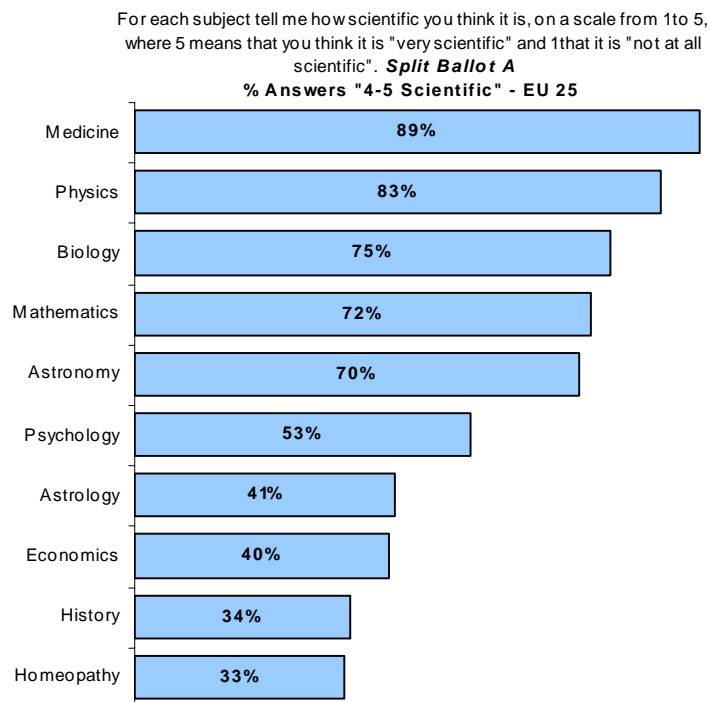
2.1. What do European citizens consider as being "scientific"?

Source questionnaire: Q.9

- Medicine and physics perceived as most scientific -

Respondents were asked to indicate on a scale from 1 to 5 how scientific they consider each subject among a list of items: 1 corresponding to "not at all scientific" and 5 to "very scientific".

Furthermore, a split ballot was integrated into this question in order to determine whether the term "horoscope" replacing the term "astrology" would have any influence on the results.



The graph above shows the sum of responses "4" and "5" on the response scale representing the opinion that the subject is "scientific".

Results of split ballot "A" show us that medicine is considered as the subject that most Europeans consider as "scientific", with a rate of 89%.

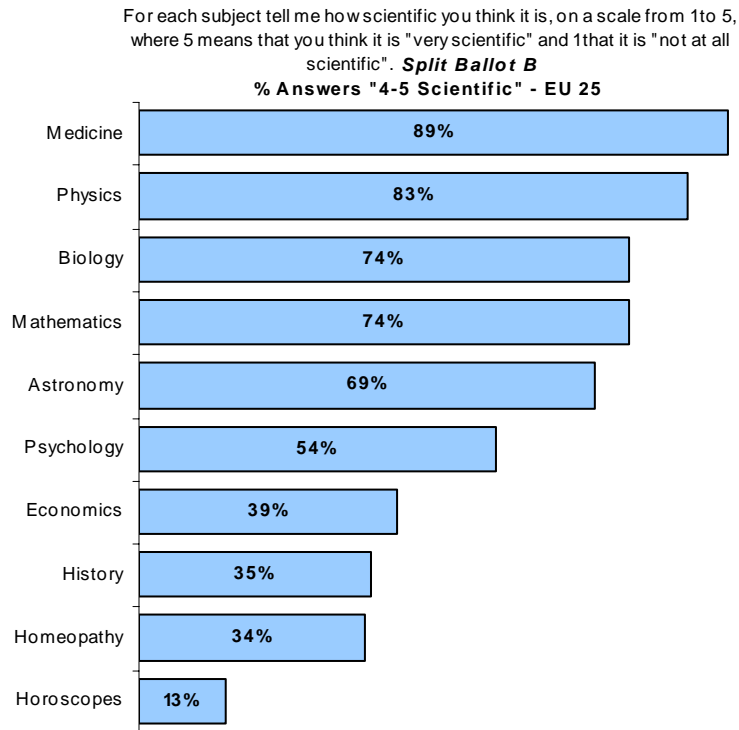
Physics follows closely with 83% of respondents considering it as a scientific subject.

Biology (75%), Mathematics (72%) and Astronomy (70%) also score considerable rates above the 70% mark. A slight majority (53%) also considers Psychology to be a scientific subject.

Astrology, the item which is replaced in split B by Horoscopes, reaches a less significant rate of 41%.

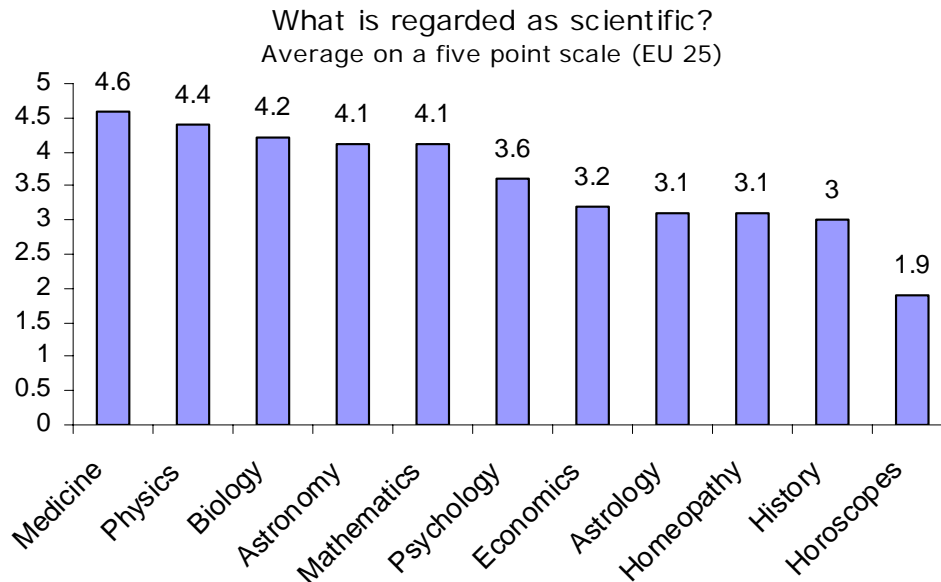
Economics (40%), History (34%) and lastly Homeopathy (33%) receive the lowest judgements by Europeans that these subjects are scientific.

Split ballot "B" representing the same list with the replacement of "Astrology" by "Horoscope" sees the results only slightly modify with this alteration.



We can note however that the replacement of "Astrology" with "Horoscopes" has seen this subject drop to the end of the list, and has by far the lowest consideration for being scientific: only 13% of respondents consider horoscopes as being scientific.

In order to precisely see how each subject was rated on a 5 point scale, we can analyse the average result for the European Union.



Three distinct groups of subjects appear according to how scientific European citizens rate these.

The first group consists of subjects which are viewed as highly scientific, namely medicine, physics, biology, astronomy and mathematics.

The second group consists of subjects which are perceived as somewhat scientific. These are psychology, economics, astrology, homeopathy and history.

Finally, the last group consists of the only subject which is considered by Europeans as not at all scientific, namely "horoscopes".

When comparing results to an identical question asked in the survey in 1992¹² among the former EU 15 countries, several slight discrepancies emerge.

Comparison of results between 2005 and 1992
Average value on a five-point scale "Scientific rating of subjects"

	EU 25 (2005)	EC 12 (1992)	Difference
Biology	4.2	4.2	0
Astronomy	4.1	4.1	0
History	3.0	2.6	+0.4
Physics	4.4	4.5	-0.1
Astrology	3.1	3.0	+0.1
Economics	3.2	2.8	+0.4
Medicine	4.6	4.5	+0.1
Psychology	3.6	3.4	+0.2
Mathematics	4.1		
Homeopathy	3.1		
Horoscopes	1.9		

We can note in the table above that results on the scientific aspect of the proposed subjects have only slightly evolved.

"History" has risen by 0.4 points, passing from an average rate of 2.6 in 1992 to 3.0 in 2005.

The same evolution can be seen for the subject "economics" which has also risen by 0.4 points from 2.8 in 1992 to 3.2 in 2005.

"Psychology", "medicine" and "astrology" have only slightly risen, while "biology" and "astronomy" have remained identical.

The only subject to have slightly decreased in its scientific aspect is "physics".

The subjects "mathematics", "homeopathy" and "horoscopes" did not appear in the questionnaire in 1992 and can therefore not be compared.

¹² Eurobarometer 38.1 « Europeans, Science and Technology » 1992

It is interesting to look at the results of the subject "Horoscopes" by socio-demographic characteristics in order to see how different categories of populations rate this subject on the scientific scale.

Horoscopes	Not scientific	Scientific
EU25	72%	13%
Sex		
Male	76%	11%
Female	67%	15%
Age		
15-24	71%	15%
25-39	72%	13%
40-54	74%	13%
55 +	70%	12%
Education (End of)		
15	64%	14%
16-19	71%	14%
20+	81%	10%
Still Studying	73%	14%
Respondent occupation scale		
Self- employed	74%	13%
Managers	82%	8%
Other white collars	73%	13%
Manual workers	72%	13%
House persons	59%	18%
Unemployed	71%	13%
Retired	70%	11%
Students	73%	14%

Results show that persons having studied until the age of 20 or above seem more certain than those with a lower education that horoscopes are not scientific.

Furthermore, we can note that managers are significantly more convinced than the other occupation categories that horoscopes are not considered as scientific.

Finally, we can see that men seem somewhat more certain than women that horoscopes are not considered as a scientific subject. This result should however be analysed carefully. Indeed, the responses to this item are highly linked to the level of education. If we introduce the level of education into the results by sex, results for women tend to be very different from that observed in the table above. As we can now see below, the higher the education women have, the more they tend to answer that horoscopes are not scientific. Those having ended their studies at the age of 20 years or above are 78% to indicate that horoscopes are not scientific, which is a rate 6 percentage points above the EU average and 11 points above the general result for women.

Horoscopes	Not scientific	Scientific
Female	67%	15%
Education (End of)		
15	59%	15%
16-19	67%	16%
20+	78%	13%
Still Studying	70%	16%

2.2. Level of knowledge

Source questionnaire: Q.10

- Good level of scientific knowledge among Europeans -

In the survey, a quiz was presented to respondents in order to test their knowledge on science and technology.

For each of the following statements, please tell me if it is true or false.
If you don't know, say so, and we will go on to the next one (% EU25)

Quiz statements (T= true; F= false)	True	False	DK/NA
1. The Sun goes around the Earth (F)	29%	66%	4%
2. The centre of the Earth is very hot (T)	86%	7%	7%
3. The oxygen we breathe comes from plants (T)	82%	14%	4%
4. Radioactive milk can be made safe by boiling it (F)	10%	75%	15%
5. Electrons are smaller than atoms (T)	46%	29%	25%
6. The continents on which we live have been moving for millions of years and will continue to move in the future (T)	87%	6%	8%
7. It is the mother's genes that decide whether the baby is a boy or a girl (F)	20%	64%	16%
8. The earliest humans lived at the same time as the dinosaurs (F)	23%	66%	11%
9. Antibiotics kill viruses as well as bacteria (F)	43%	46%	11%
10. Lasers work by focusing sound waves (F)	26%	47%	28%
11. All radioactivity is man-made (F)	27%	59%	14%
12. Human beings, as we know them today, developed from earlier species of animals (T)	70%	20%	10%
13. It takes one month for the Earth to go around the Sun (F)	17%	66%	16%

Results of this quiz show that for most statements a majority of citizens in the European Union answered correctly, which allows us to conclude that Europeans have a good knowledge of scientific topics.

However for three statements only a relative majority of respondents was able to indicate the correct answer.

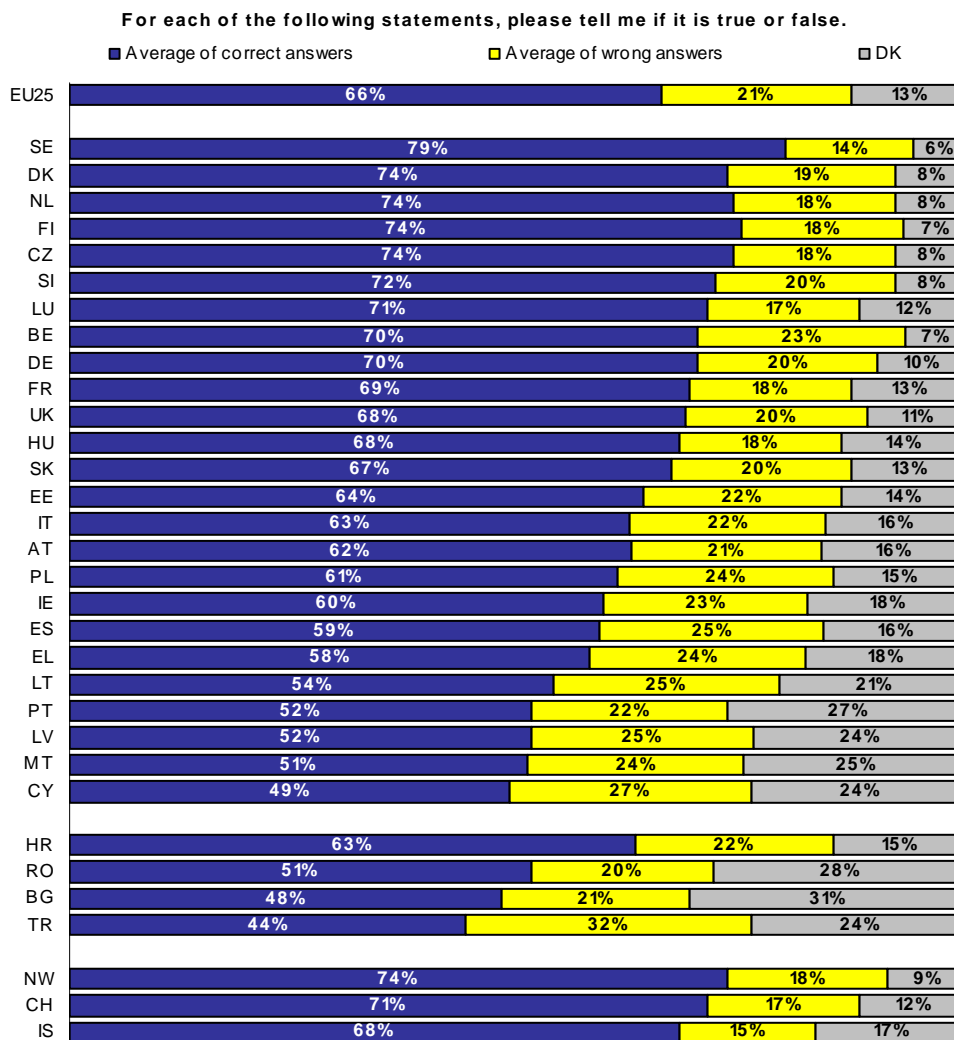
"Electrons are smaller than atoms": while 46% indicate the correct answer, we must note over one in four respondents (29%) give the wrong answer and another 25% don't know or refuse to answer.

"Antibiotics kill viruses as well as bacteria": Again, 46% answer correctly. However, for this statement another 43% give the wrong answer, which clearly indicates a lack of knowledge in this domain.

"Lasers work by focusing sound waves": For this statement, 47% give the correct answer, while 26% answer incorrectly. Another 28% don't know or refuse to answer.

The average of correct answers reaches 66% for the European Union, while that of wrong answers remains quite low at 21%.

The graph below represents the average of correct answers and wrong answers as well as non-responses by country.



We can note that Sweden has the highest rate of correct answers among all the surveyed countries, with a rate of 79%. This rate is 13 percentage points above the EU 25 average. The Northern European countries, namely Denmark, Finland, Norway, the Netherlands, as well as the Czech Republic follow with a rate of 74% of correct answers each.

The lowest scores can be observed in Turkey with an average of only 44% of correct answers. Bulgaria (48%) and Cyprus (49%) follow with similar rates below the 50% mark.

Furthermore, we can note that while the EFTA countries all have rates above the EU 25 average, the Candidate countries on the contrary are all below the EU 25 average.

- Variation of scientific knowledge throughout time -

In order to compare the variation of the averages of correct answers by country throughout a time-series, namely 1992, 2001, 2003 and 2005, we identified all identical quiz items throughout these four surveys and calculated the averages of correct answers.

The identical quiz items found in each survey and used to calculate the averages are: "The oxygen we breathe comes from plants" (true); "Electrons are smaller than atoms" (true); "Antibiotics kill viruses as well as bacteria" (false); "All radioactivity is man-made" (false).

Variation of averages of correct answers by country ¹³				
COUNTRY	2005 average	Variation 2002-2005	Variation 2001-2005	Variation 1992-2005
BE	60%		12	13
CZ	67%	10		
DK	66%		3	6
DE	60%		9	10
EE	57%	4		
EL	47%		3	5
ES	51%		3	6
FR	61%		8	7
IE	55%		8	10
IT	56%		1	6
CY	39%	1		
LV	45%	-3		
LT	46%	0		
LU	66%		14	17
HU	67%	7		
MT	37%	3		
NL	67%		1	11
AT	53%		0	
PL	49%	0		
PT	45%		6	5
SI	63%	10		
SK	57%	6		
FI	71%		5	
SE	74%		3	
UK	61%		5	6
BG	42%	1		
HR	60%			
RO	48%	7		
TR	41%	5		
CH	64%			
IS	63%			
NO	67%			

¹³ Average of correct answers for 4 quiz items. Only identical items throughout the surveys EB 38.1 (1992); EB 55.2 (2001), CCEB 2002.3 (2002) and EB 63.1 (2005) were used for these averages.

Results of averages by country show that there has been a clear rise in the number of correct answers to the quiz since 1992. This is the case in practically all countries surveyed.

Certain variations are quite significant especially when we look at those between 1992 and 2005. This is namely the case for Belgium (+13), Germany (+10), Ireland (+10), Luxembourg (+17) and the Netherlands (+11) where the average of correct quiz answers has significantly risen.

In other countries the variations are very small or even inexistent. This is especially the case for variations between 2001 and 2005 for Austria (+0) and Italy (+1).

As seen earlier, Sweden seems again to have the highest rate of correct answers (74%) when we look at this new average. The variations show that this was already the case in 2001 where its rate reached 71% of correct answers.

Finally, we can see that the average of correct answers has decreased with time (since an earlier survey in 2002) in only one country, namely in Latvia where we can observe a slight drop of 3 points.

Analysis of quiz results by socio-demographic categories:

	Average of correct answers	Average of wrong answers	DK
EU25	66%	21%	13%
Sex			
Male	70%	20%	10%
Female	62%	22%	16%
Age			
15-24	70%	20%	10%
25-39	70%	20%	9%
40-54	68%	21%	11%
55 +	59%	22%	19%
Education (End of)			
15	53%	25%	22%
16-19	67%	22%	12%
20+	76%	16%	7%
Still Studying	74%	18%	8%
Respondent occupation scale			
Self- employed	70%	20%	10%
Managers	78%	16%	6%
Other white collars	70%	21%	9%
Manual workers	66%	22%	12%
House persons	56%	24%	21%
Unemployed	64%	23%	14%
Retired	59%	22%	19%
Students	74%	18%	8%
Religious services			
More than once a week	54%	23%	23%
Once a week	59%	23%	18%
About once a month	63%	22%	15%
About each 2 or 3 month	65%	22%	13%
Only on special holydays	67%	21%	13%
About once a year	71%	20%	9%
Less often	67%	20%	13%
Never	70%	19%	10%

Results by socio-demographic characteristics show certain significant disparities between categories.

Men have a higher rate (70%) of correct answers than women (62%).

Populations aged 15 to 54 have considerably higher rates of correct answers than the oldest populations aged 55 and above (59%).

The education levels show significant disparities as well. While those who went to school until the age of 15 or less have an average rate of 53% of correct answers, those who studied until the age of 20 or above show an average of 76%.

Among the different occupations, students (74%) and managers (78%) show the highest knowledge in this quiz, while house persons have a significantly lower result (56%).

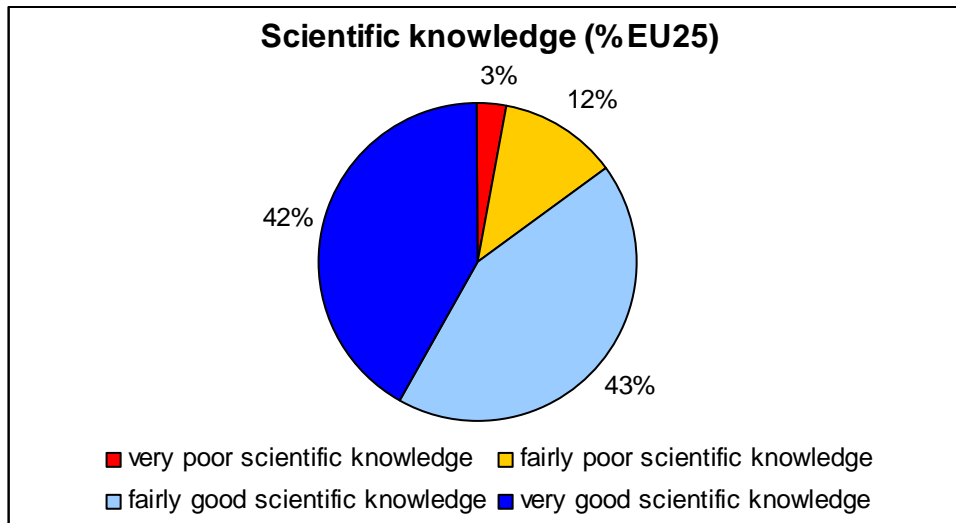
Finally, if we look at the frequency of attending religious services, we can note that the more religious one is the less one tends to give correct answers in this quiz on science. While those who attend religious services more than once a week have an average rate of 54% of correct answers, those who never attend reach a rate of 70%.

In order to categorize respondents by levels of knowledge we have classified them in four different groups:

- Respondents with a **very good scientific knowledge**, meaning respondents who answered between 10 and 13 correct answers.
- Respondents with a **fairly good scientific knowledge**, meaning those who answered between 6 and 9 correct answers.
- Respondents with a **fairly poor scientific knowledge**, meaning those who answered between 3 and 5 correct answers, and finally,
- Respondents with a **very poor scientific knowledge**, meaning those who answered between 0 and 2 correct answers.

Scientific knowledge scale - % EU 25:

Knowledge – number of correct answers	%
Very good scientific knowledge - 10 to 13 correct answers	42%
Fairly good scientific knowledge - 6 to 9 correct answers	43%
Fairly poor scientific knowledge - 3 to 5 correct answers	12%
Very poor scientific knowledge - 0 to 2 correct answers	3%



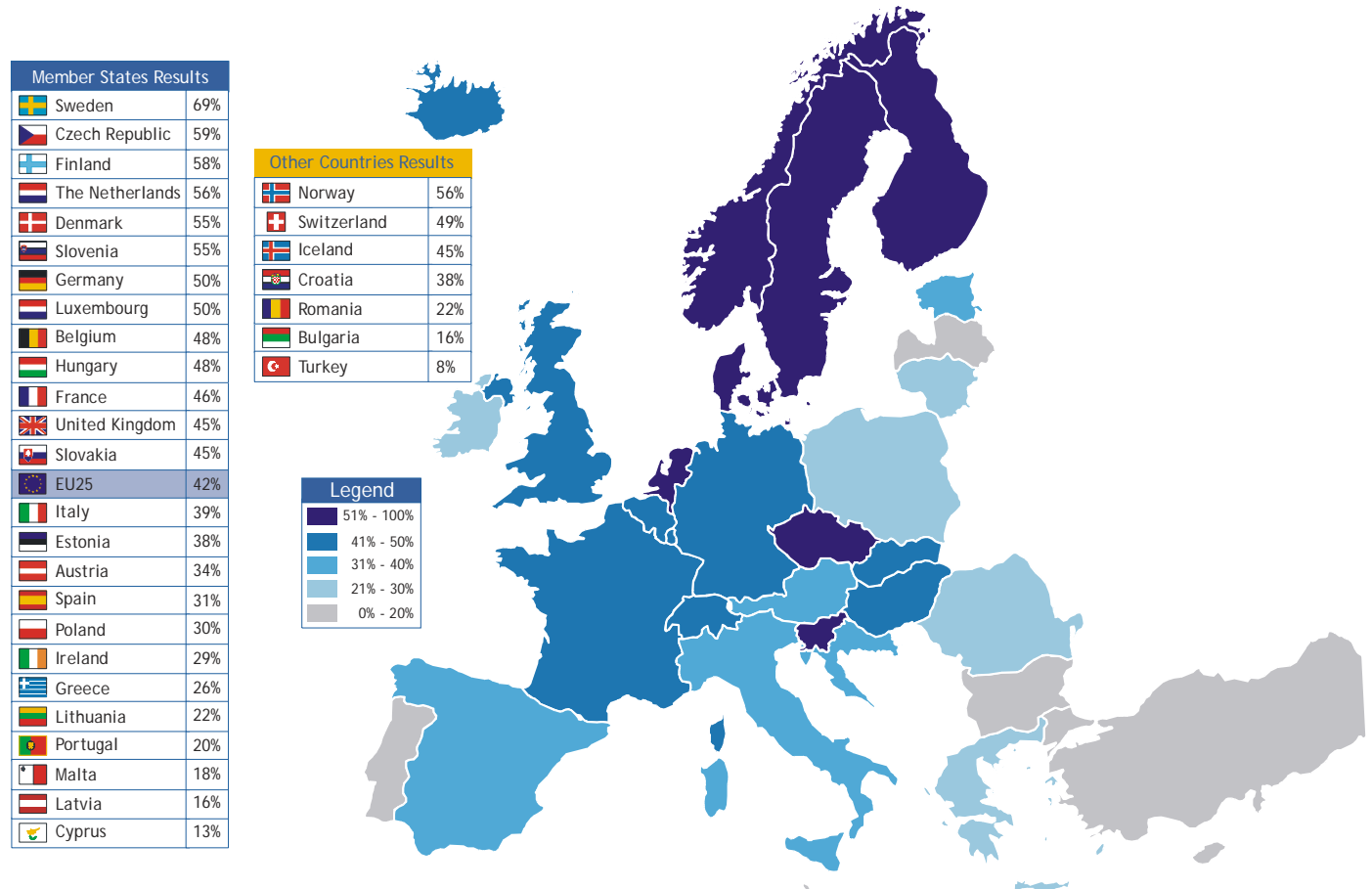
When analysing results by country using this knowledge index we observe that the already commented discrepancies are confirmed.

The map below illustrates the category of "very good scientific knowledge", namely persons having given between 10 and 13 correct answers.

The EU average shows a rate of 42% of respondents with a very good scientific knowledge.

Q10(recap) Here is a little quiz. For each of the following statements, please tell me if it is true or false. If you don't know, say so, and we will go on to the next one.

Answers: *Very good scientific knowledge*



The colour legend indicates well that the Nordic countries, above all Sweden (69%), as well as the Netherlands, the Czech Republic and Slovenia have the highest number of respondents who are considered as having a very good scientific knowledge based on our scale of correct answers.

We can also distinguish that many countries of Eastern Europe have a considerably lower knowledge level.

The lowest number of persons who have a very good scientific knowledge are found in Turkey (8%), Cyprus (13%), Latvia (16%), Bulgaria (16%), Malta (18%) and Portugal (20%).

- Comparing average results of correct answers with past surveys -

Comparison of 2005 results with those of 2001¹⁴:

Question: "Here is a little quiz. For each of the following statements, please tell me if it is true or false.
If you don't know, say so, and we will go on to the next one."

Quiz statements (T= true; F= false)	2005 (%EU25)	2005 (%EU15)	2005 (%NMS10)	2001 (%EU15)	Difference EU15 2005/EU15 2001
The Sun goes around the Earth (F)	66%	65%	74%	67%	-2
The centre of the Earth is very hot (T)	86%	87%	81%	88%	-1
The oxygen we breathe comes from plants (T)	82%	80%	87%	80%	0
Radioactive milk can be made safe by boiling it (F)	75%	75%	74%	64%	+11
Electrons are smaller than atoms (T)	46%	45%	52%	41%	+4
The continents on which we live have been moving for millions of years and will continue to move in the future (T)	87%	88%	81%	82%	+6
The earliest humans lived at the same time as the dinosaurs (F)	66%	67%	60%	59%	+8
Antibiotics kill viruses as well as bacteria (F)	46%	49%	30%	40%	+9
Lasers work by focusing sound waves (F)	47%	47%	47%	35%	+12
All radioactivity is man-made (F)	59%	60%	52%	53%	+7
Human beings, as we know them today, developed from earlier species of animals (T)	70%	72%	60%	69%	+3
It takes one month for the Earth to go around the Sun (F)	66%	65%	73%	56%	+9

In order to clarify the comparison of results for this year's survey with those of 2001, we have indicated 3 separate totals for the results of 2005, namely EU25, EU15 and NMS10 (= New Member States).

Before comparing with earlier results, we can observe among this year's results certain noteworthy differences between the averages of the "old" and the "new" Member States of the European Union. It seems that citizens in the EU15 tend to answer more correctly for certain items while for other items, the NMS10 citizens have higher rates of correct answers. For the first item "The sun goes around the Earth" respondents in the new Member States have a somewhat higher rate of correct answers than those in the EU15, at 74% against 65%.

For the item "Antibiotics kill viruses as well as bacteria" we can see that on the contrary, citizens in the EU15 have a significantly higher rate of correct answers than those in the NMS10, with respectively 49% against 30%.

In total however, we can say that in 2005 citizens in the EU15 tend to have a higher rate of correct answers than those in the New Member States.

¹⁴ EB 55.2 « Europeans, Science and Technology » 2001

If we compare the results of the quiz in this year's survey for EU15 with those of Eurobarometer 55.2 conducted in 2001, equally in the EU15, we can note a positive trend in the knowledge of science. It is important to remind that only those statements are compared which have remained identical in both surveys.

Globally, we can see that Europeans in the 15 Member States tend to answer more correctly in average to the statements of the quiz than 4 years ago. The highest increases concern the statements "Radioactive milk can be made safe by boiling it" and "Lasers work by focusing sound waves", which have gone up respectively by 11 percentage points and 12 percentage points. "It takes one month for the Earth to go around the Sun" has also risen by 9 percentage points.

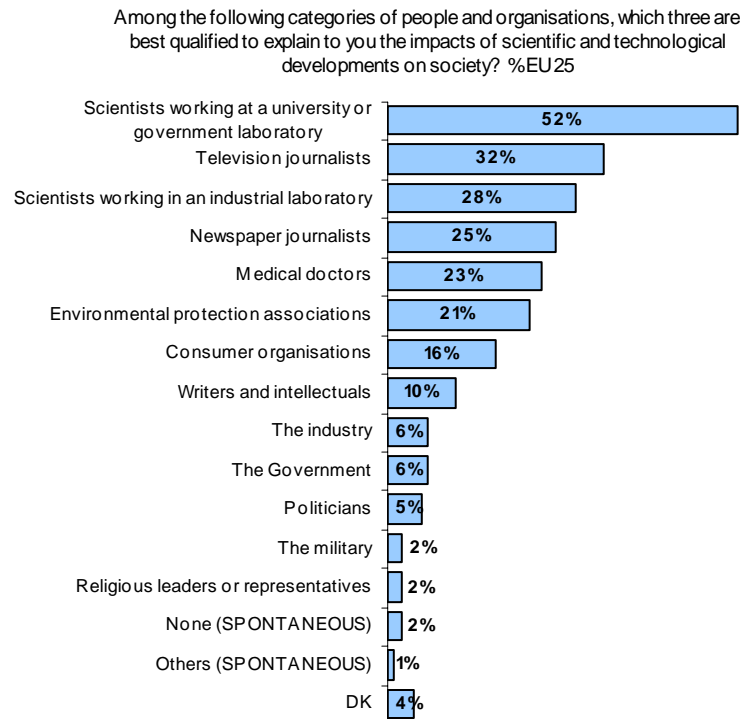
For only two statements do we see a slight decrease in the rate of correct answers, namely "the sun goes around the Earth" and "the centre of the Earth is very hot", which have decreased by respectively 2 points and 1 point.

2.3. Best qualified to explain science and technology impacts on society

Source questionnaire: Q.7

- Scientists working in the public sector regarded as best qualified -

Respondents were asked to indicate among a list of professions and institutions, which three are best qualified to explain to the public the impacts of scientific and technological developments on society.



Results clearly show that a majority of European citizens (52%) consider scientists working at a university or a governmental laboratory.

In second place we find television journalists with a rate of 32%.

The third position is occupied by scientists working in an industrial laboratory, with 28%. It is interesting to compare this result to that of scientists in the public sector. European citizens clearly tend to favour scientists from the public sector than from the private sector in order to explain the impacts of such developments on society.

This can be explained by the fact that citizens tend to perceive the public sector, namely universities and government laboratories, as being in the general interest of all citizens, whereas this is not the case for research financed by industry or the private sector.

Newspaper journalists (25%), medical doctors (23%) and environmental protection associations (21%) also receive scores above the 20% mark.

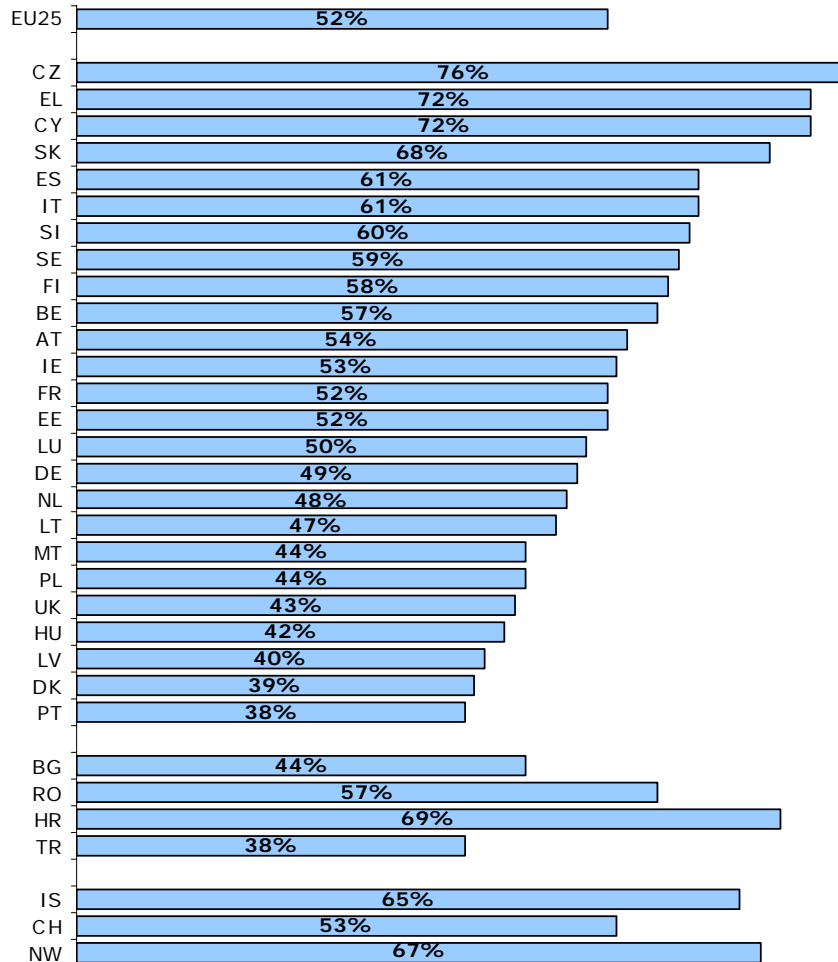
On the bottom of the graph we can observe that religious leaders or representatives (2%) as well as the military (2%) receive the lowest rates and are clearly not considered qualified to explain such developments on society in the eyes of European citizens.

There is equally a lack of belief in politicians (5%), the government (6%) or the industry (6%) which also score below the 10% mark.

When looking at the country results for the most popular category, namely "scientists working at a university or government laboratory", we can note important discrepancies among the individual countries.

Among the following categories of people and organisations, which three are best qualified to explain to you the impacts of scientific and technological developments on society?

Scientists working at a university or government laboratory



The Czech Republic (76%), Greece (72%) and Cyprus (72%) have the highest numbers of respondents indicating this category with rates above the 70% mark.

On the contrary, Portugal (38%) and Turkey (38%) as well as Denmark (39%) have the lowest rates of citizens showing belief in scientists of the public sector to explain to them the impact of scientific and technological developments on society.

Among the candidate countries we can note that Croatia (69%) has a far higher rate than the other three countries for this category.

Analysis by socio-demographic categories:

	Scientists working at a university or government laboratory	Scientists working in an industrial laboratory	Television journalists
EU25	52%	28%	32%
Sex			
Male	54%	30%	30%
Female	51%	26%	33%
Age			
15-24	61%	34%	29%
25-39	59%	31%	29%
40-54	53%	28%	32%
55 +	43%	22%	35%
Education (End of)			
15	40%	23%	36%
16-19	51%	28%	34%
20+	63%	30%	26%
Still Studying	66%	35%	27%
Respondent occupation scale			
Self- employed	57%	31%	28%
Managers	63%	32%	24%
Other white collars	60%	31%	28%
Manual workers	53%	27%	32%
House persons	46%	25%	33%
Unemployed	46%	28%	38%
Retired	40%	23%	37%
Students	66%	35%	27%
Subjective urbanisation			
Rural village	49%	27%	34%
Small/mid size town	54%	28%	30%
Large town	54%	29%	31%

People who prefer scientists working at a university or government laboratory to explain to them the impact of science on society are most often those aged 15 to 24, persons with a high level of education or still studying, managers or other white collar workers and people living in small or large towns.

Preference for scientists working in industrial laboratories is more often found among persons still studying and those aged 15 to 24.

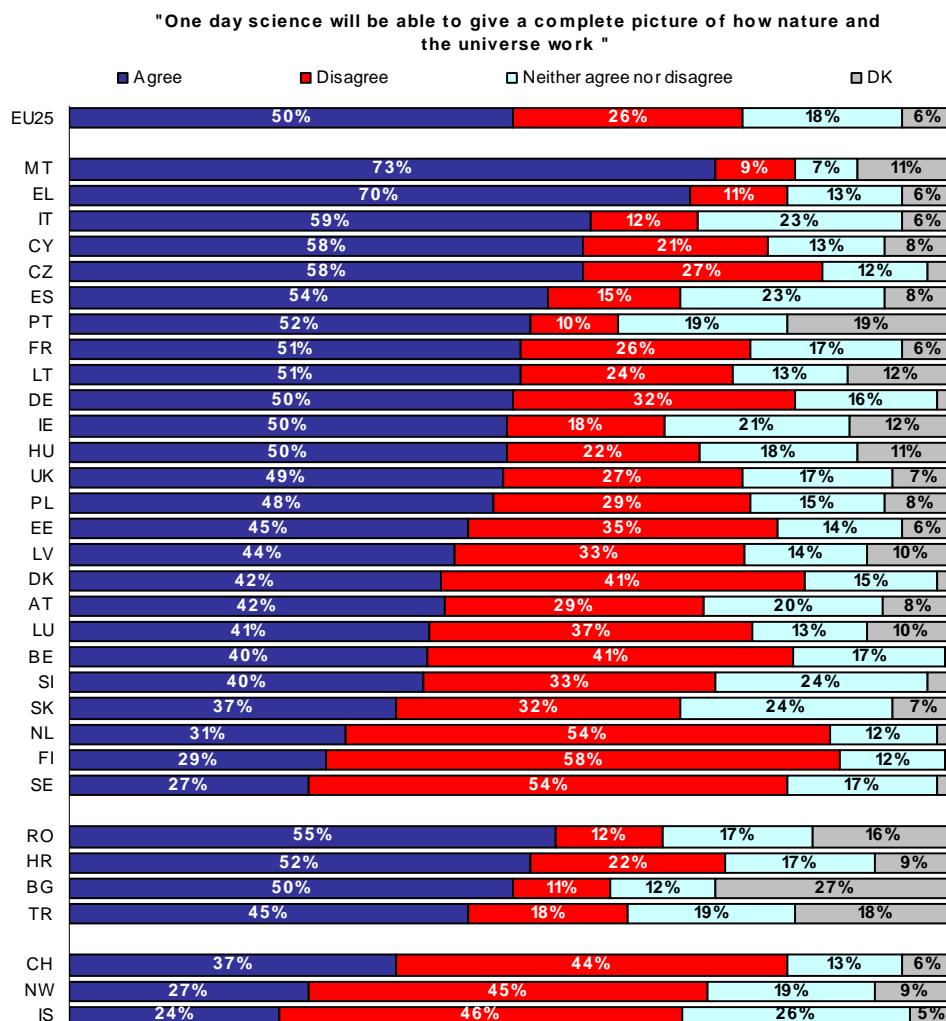
Finally, those who prefer television journalists to explain to them this impact of science on society are more often persons aged 55 and above, those with a lower level of education, the unemployed and retired as well as persons living in rural villages.

2.4. Science and the functioning of our universe

Source questionnaire: Q.15

In order to further analyse the image of science, respondents were presented a statement announcing that **"one day science will be able to give a complete picture of how nature and the universe work"**.

Results show that a majority of Europeans (50%) believe that science will be capable of discovering all the mysteries of our universe and the nature which surrounds us.



The citizens most enthusiastic about the capacity of scientific research to reach this objective are found in Malta (73%) and Greece (70%).

Most candidate countries, with the exception of Turkey, have a majority of citizens of the same opinion.

The more pessimistic populations to this statement can be observed in Finland where 58% of the respondents disagree. A majority of citizens in Sweden (54%) and the Netherlands (54%) are also of this opinion.

Men, the youngest populations, those with a lower level of education, as well as those living in larger towns tend to agree the most with this statement.

3. Attitudes towards Science and Technology

In this third part we will analyse how European citizens actually perceive science and technology and their attitude towards the development of this field.

We will look at both optimistic and more reserved viewpoints concerning science and technology. Then, we will look into how much faith, superstition and science influence people's lives. Further on, we will focus on Europeans' attitudes towards the industrial use of science and technology and their influence on the economy, as well as their opinion on supporting scientific research. Finally, we will look at opinions on science and animal testing.

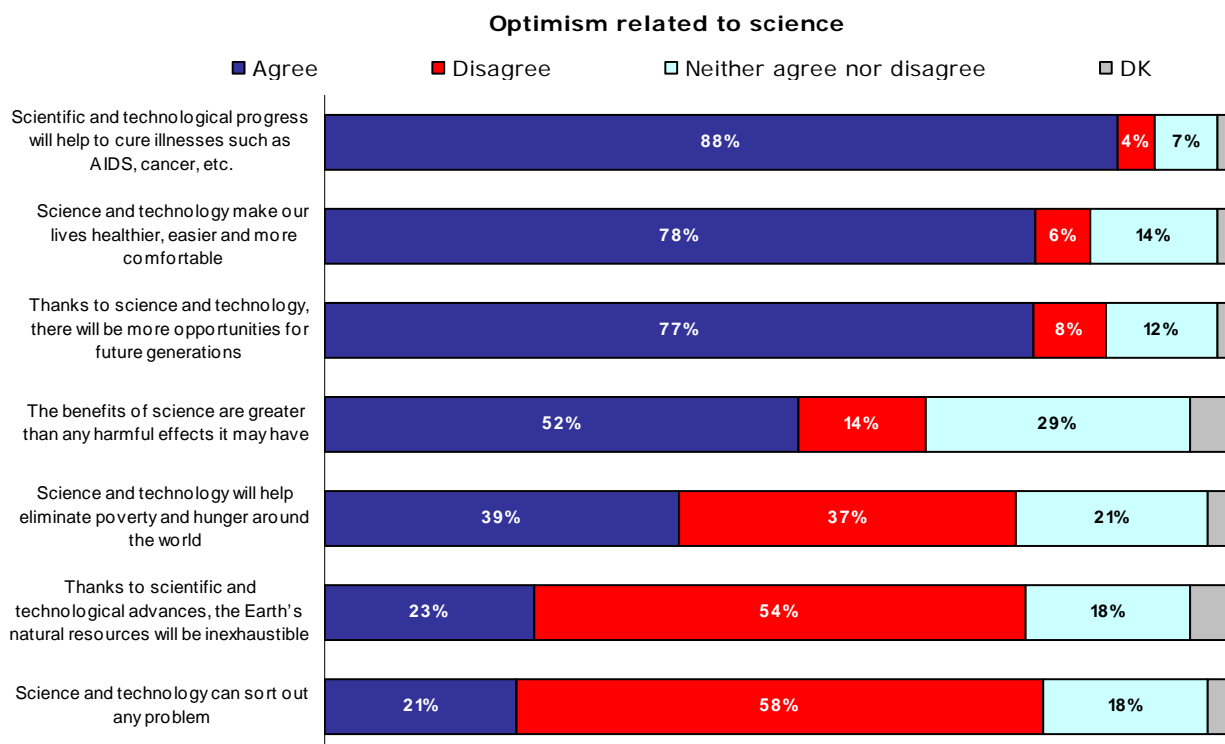
Where possible we will show any evolutions in trend questions compared to the survey results in 1992.¹⁵

3.1. Optimism regarding science and technology

Source questionnaire: Q.12, Q.13

We will first look at how respondents perceive the beneficial results of science and technology. Respondents were asked to indicate for a number of statements to what extent they agree or disagree with them.

Results show that Europeans are very optimistic concerning science and technology for certain aspects as well as somewhat more sceptic for others. Although it may bring benefits, Europeans do not place too high hopes in science and technology to solve all the worlds' problems. Below, we will look at each statement in detail to see whether there are any significant differences of opinion among the individual European countries.



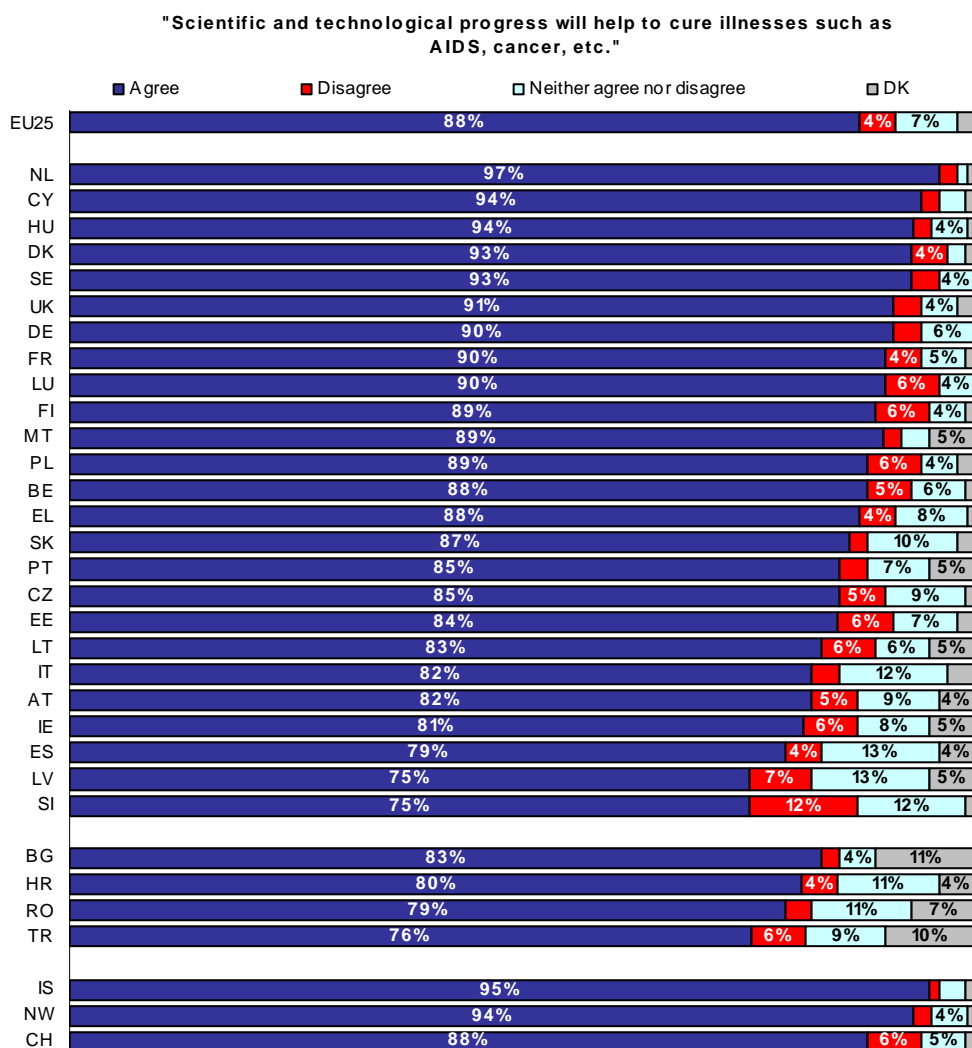
¹⁵ EB 38.1 "Europeans, Science and Technology" 1992

- Science and technological progress will help to cure illnesses -

Europeans are a vast majority to agree that **science and technology developments will help cure illnesses such as AIDS or cancer**. Indeed 88% show optimism in this positive aspect such developments could bring along.

This is the statement which is supported by the highest majority of Europeans.

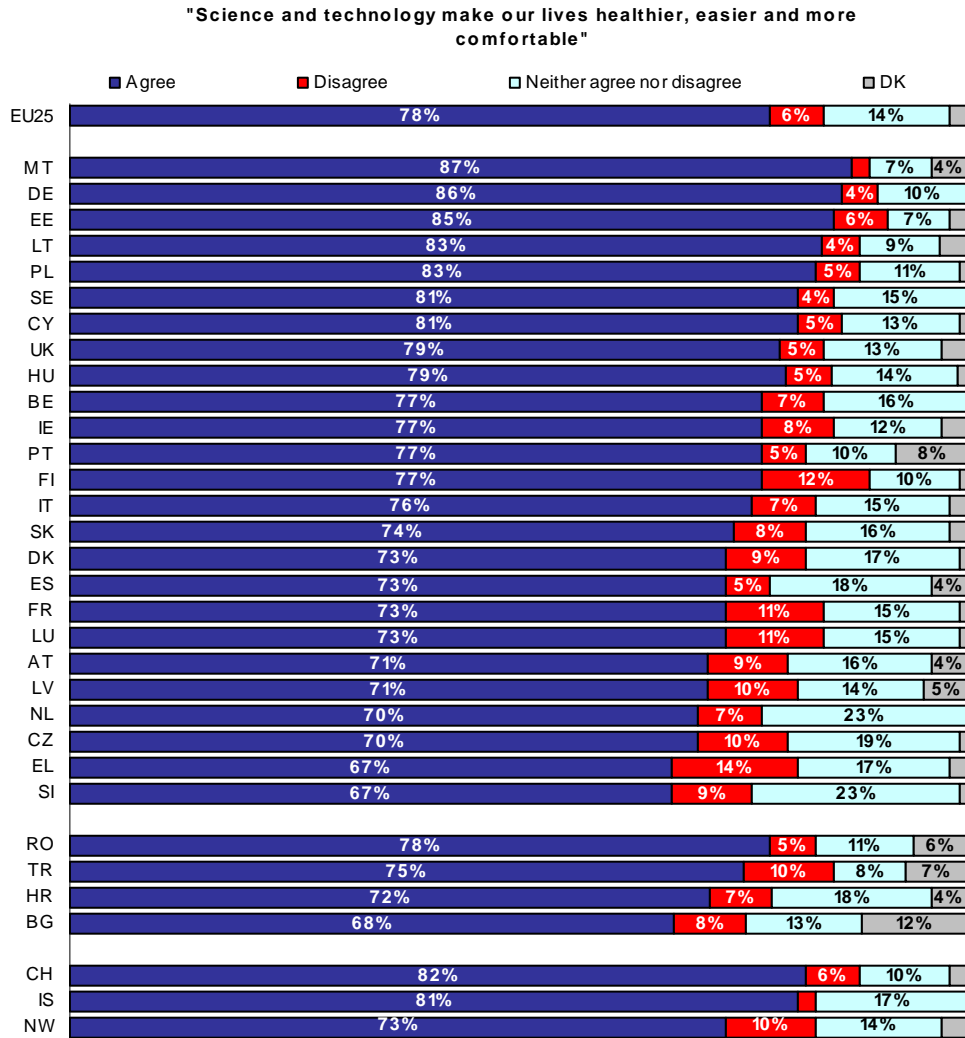
Compared to the result in 1992 (84%) we can observe an increase of 4 percentage points in the rate of agreement.



Results by country show us that there is widespread agreement among all European countries on this aspect. Indeed over three quarters of citizens in each surveyed country agrees with the fact that scientific and technological progress will help cure illnesses.

- Science and technology make our lives healthier, easier and more comfortable -

Europeans also tend to agree upon the fact that **science and technology make our lives healthier, easier and more comfortable**, with a rate of 78% (+2 points since 1992, – 76%) agreeing at the EU 25 average.

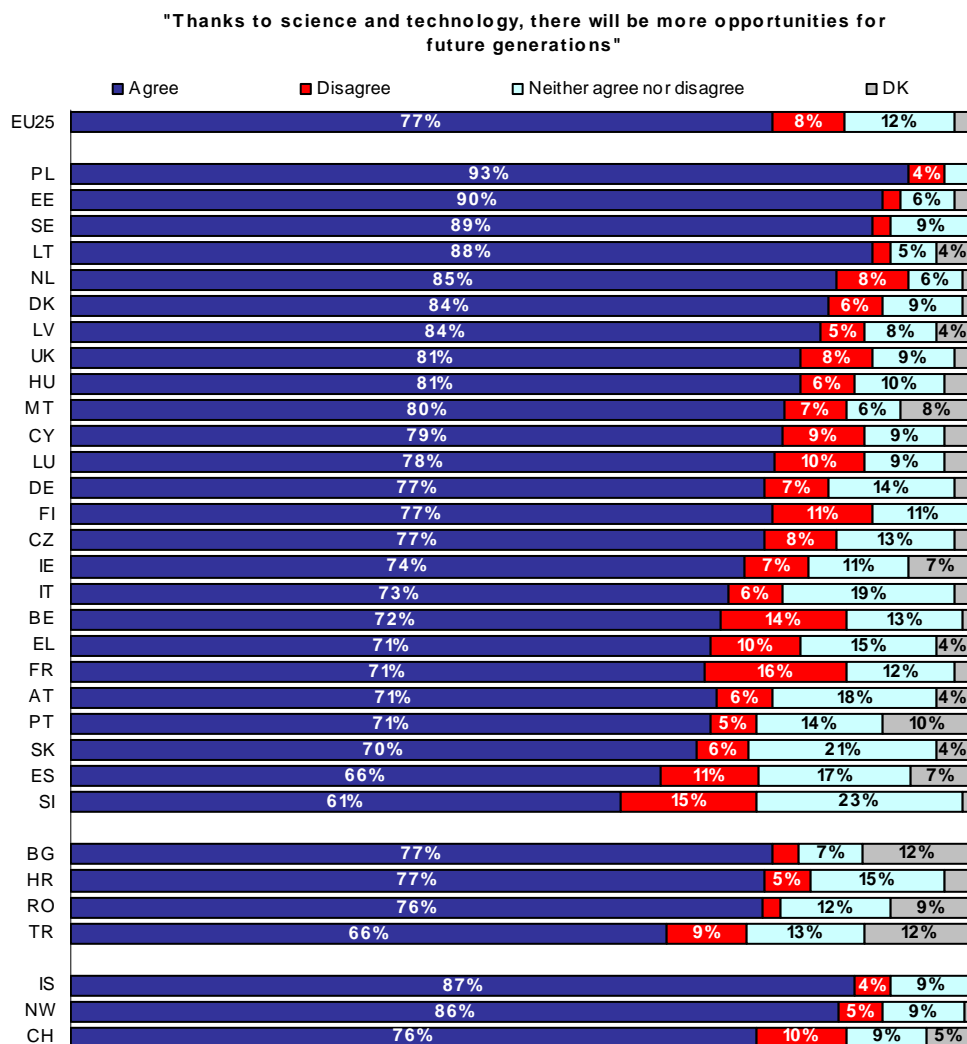


Here again we can say that there is widespread agreement on this statement among the individual European countries.

Malta (87%) tops the ranking, while Slovenia (61%) and Greece (67%) as well as Bulgaria (68%) show somewhat lower rates of agreement.

- More opportunities for future generations -

Over three quarters of respondents in the European Union (77%) also agree that **thanks to science and technology, there will be more opportunities for future generations**. This rate has increased significantly, by 14 percentage points, compared to 1992 (63%).



Results in each European country continue to show widespread agreement with this statement. There are however some slight differences.

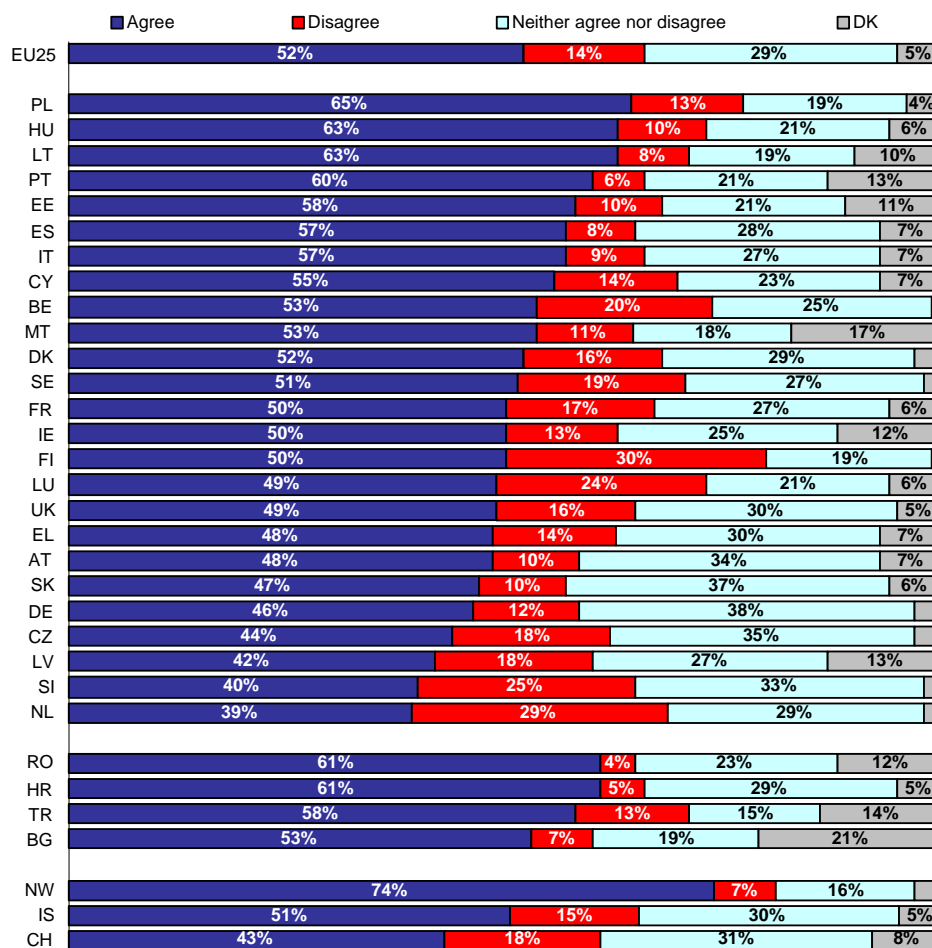
While over 90% of respondents in Poland (93%) and Estonia (90%) show agreement with this statement, they are significantly fewer to do so in Slovenia (61%), Spain (66%) and Turkey (66%).

- Benefits of science greater than any harmful effects it may have -

Although the responses to this statement are somewhat more divided, a majority of citizens in the European Union (52%, unchanged since 1992) agree that **science's benefits are greater than any harmful effects it may have**.

We can note that a considerable number of citizens neither agree nor disagree on this statement

"The benefits of science are greater than any harmful effects it may have"



Those who tend to agree most with this statement are citizens in Norway, with a result of 74%. This rate is 22 percentage points above the EU 25 average.

Poland (65%), Hungary (63%), Lithuania (63%) and Portugal (60%) follow with rates above the 60% mark.

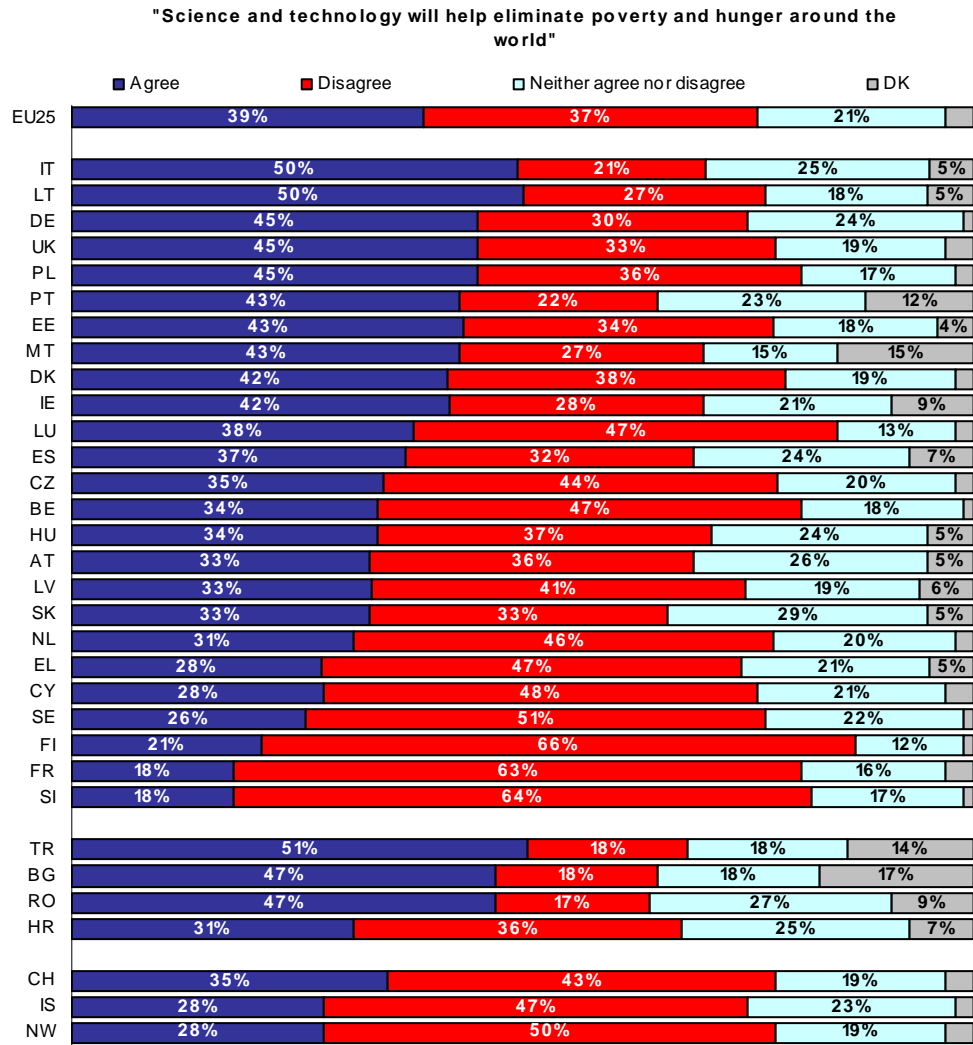
On the other hand, countries with the lowest agreement rates are the Netherlands (39%) and Slovenia (40%).

The highest rate of disagreement with this statement can be found in Finland where 30% of Finnish citizens indicate such an opinion.

Finally, when we look at the socio-demographic result, we can note that men and older populations seem to agree somewhat more with this statement.

- Science and technology will help eliminate poverty and hunger around the world -

Opinions seem to be much divided on this statement whether science and technology can actually help put an end to world poverty and hunger: at the EU average 39% of citizens agree, 37% disagree and 21% neither agree nor disagree.



In only three countries do we see a majority of citizens agreeing with this statement, namely Turkey (51%), Italy (50%) and Lithuania (50%).

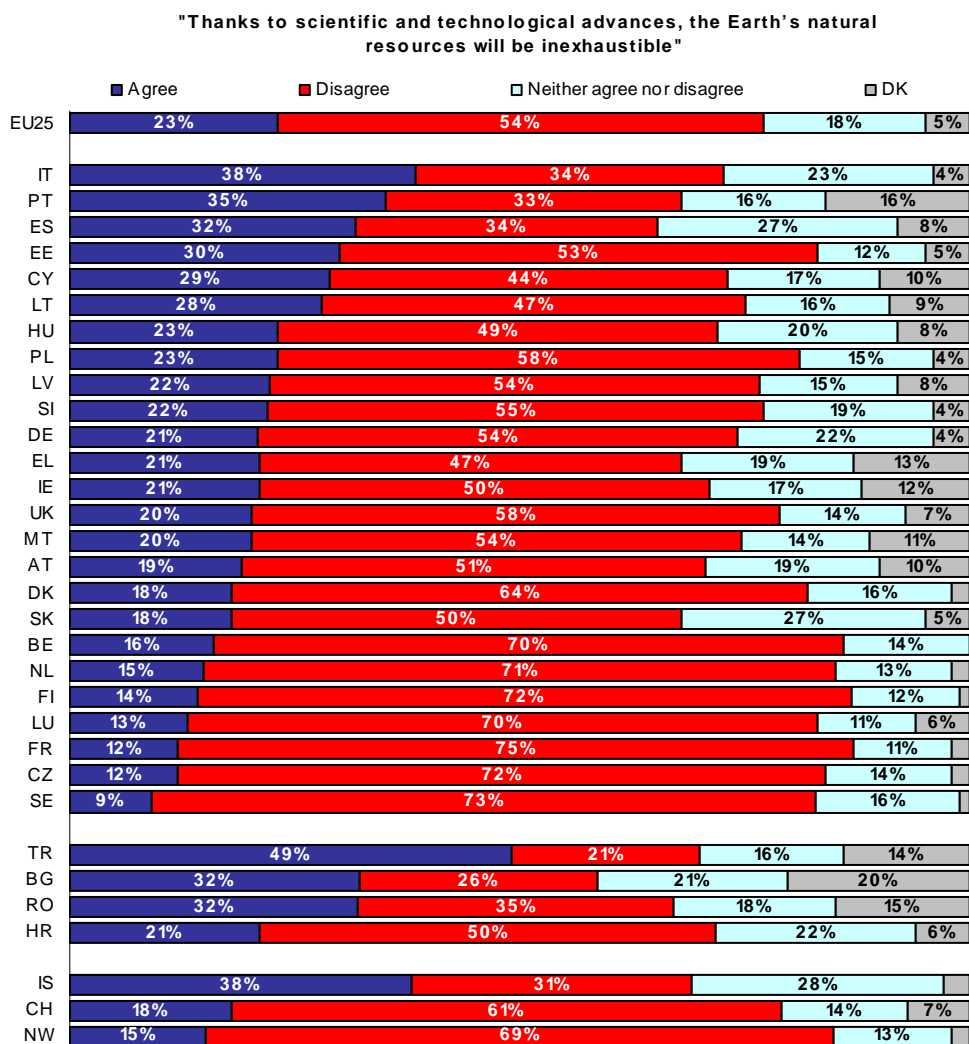
Considerable rates of disagreement can be observed among citizens in Finland (66%), Slovenia (64%) and France (63%). Sweden (51%) and Norway (50%) also have a majority of citizens disagreeing with this statement.

Once, again we can note that men and older populations as well as those living in larger towns agree somewhat more with this statement than the other socio-demographic categories.

- Thanks to scientific and technological advances, the Earth's natural resources will be inexhaustible -

Most Europeans do not agree that **science and technology will allow the Earth's natural resources to be inexhaustible**. Indeed only 23% agree with this statement at the EU average. This rate has remained unchanged since 1992.

However, a clear majority of Europeans (54%) shows scepticism towards this idea.



Citizens in Turkey are the only ones to show a relative majority (49%) agreeing with this statement. Italy (38%) and Iceland (38%) also have somewhat higher rates of agreement than the EU average.

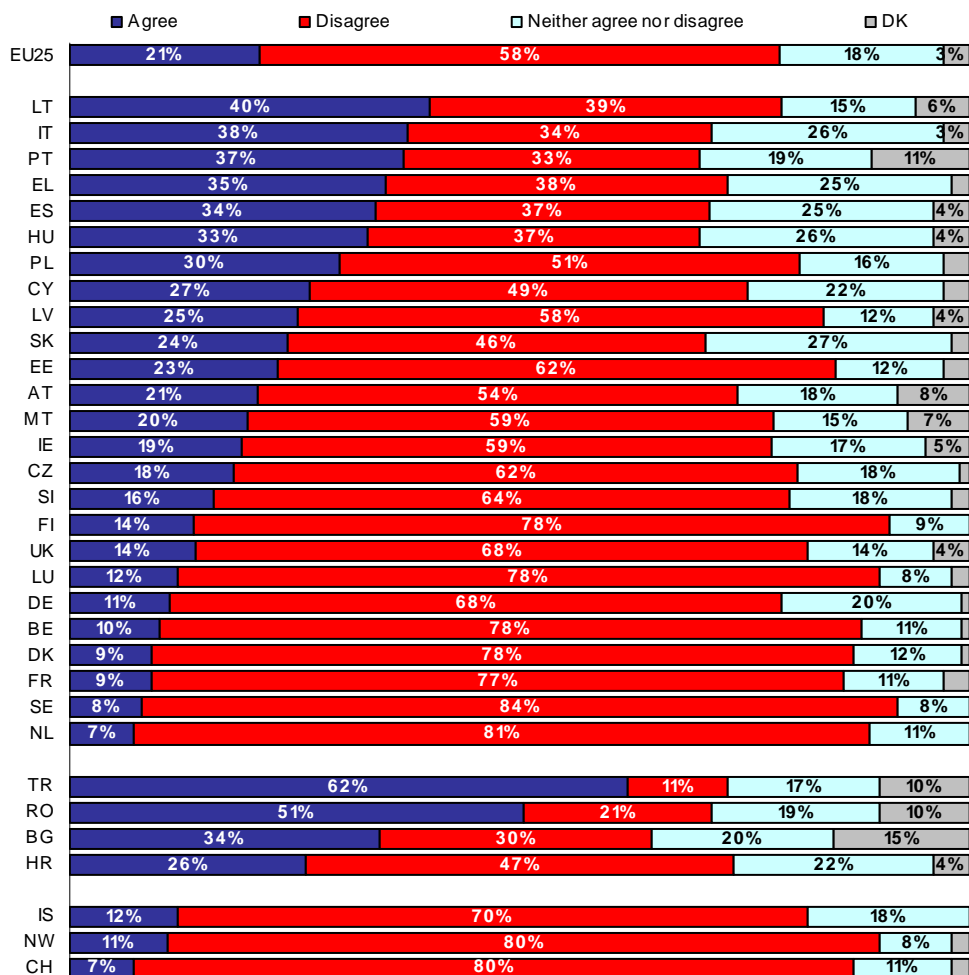
Highest rates of disagreement are found in France (75%) and Sweden (73%). The Czech Republic (72%), Finland (72%), the Netherlands (71%), Belgium (70%) and Luxembourg (70%) also have rates of disagreement above the 70% mark.

Those who disagree the strongest are persons aged 25 to 54, persons with a high level of education, as well as managers.

- Science and Technology can sort out any problem -

What we observed in the last few statements is confirmed in this last statement. Few Europeans put **hope into science and technology for sorting out any kind of problem**. Only 21% at the EU average indicate that they agree with this statement, while a clear majority (58%) shows disagreement to this statement.

"Science and technology can sort out any problem"



People in Sweden and the Netherlands are the most sceptical towards this idea, with respectively 84% and 81% disagreeing that science and technology can sort out any problem. Norway and Switzerland follow with equally 80%.

Among the EU countries, Lithuania (40%), as well as the Southern countries Italy (38%), Portugal (37%) Greece (35%) and Spain (34%) have somewhat higher rates of agreement than the EU average.

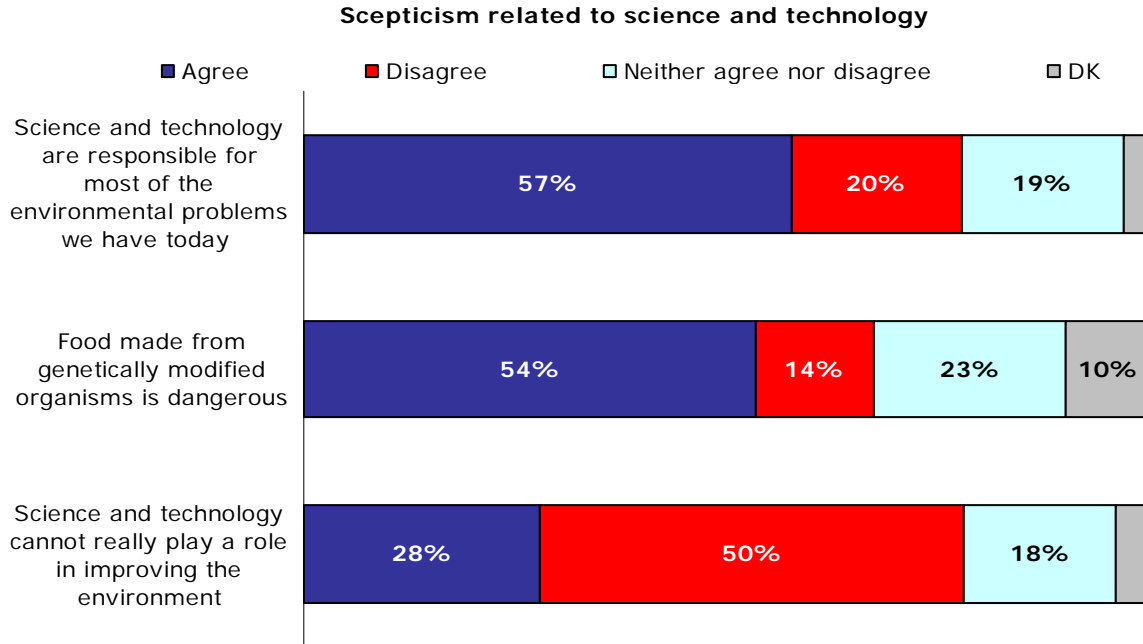
However, in two countries we observe a majority of citizens agreeing with the fact that science and technology can sort out any problem, namely Turkey (62%) and Romania (51%). The candidate countries in general all have a rate of agreement above that of the EU average.

Women, persons aged 25 to 54, persons with a high education level and managers disagree the most with this statement.

3.2. Reserved views concerning science and technology

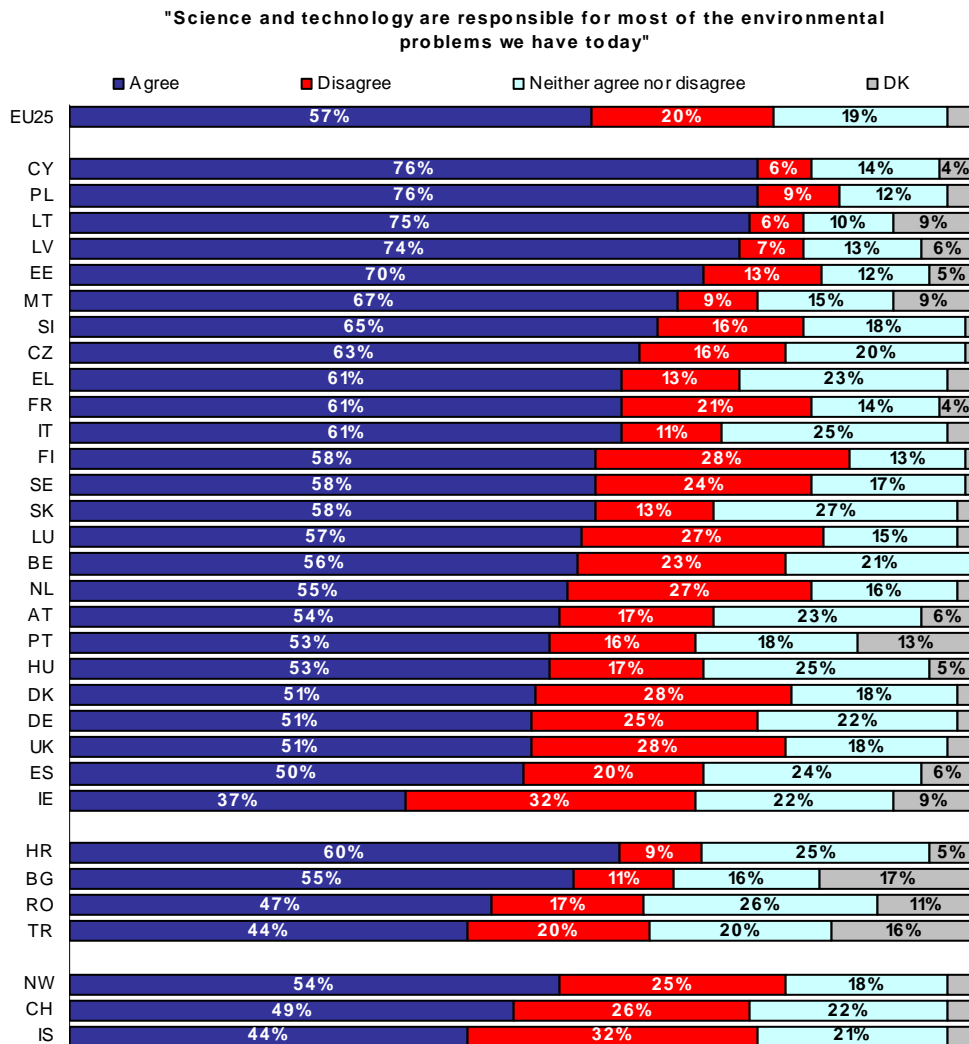
Source questionnaire: Q.12, Q.13

Another series of statements investigates the more reserved attitudes of Europeans towards science and technology.



- Science and technology responsible for most environmental problems today -

A clear majority of Europeans in the European Union (57%) agree that **science and technology are responsible for most of the environmental problems the world is facing today**.



Country results however, show some significant disparities between the opinions of the individual countries. Over three quarters of citizens in Cyprus (76%), Poland (76%) and Lithuania (75%) put the blame on science and technology for most environmental problems. However, only 37% do so in Ireland. Ireland's rate is 20 percentage points below the EU average. Citizens in Iceland (44%) and Turkey (44%) are also fewer to agree with this statement.

The highest rates of agreement from a socio-demographic point of view are found among the youngest populations, students and the unemployed.

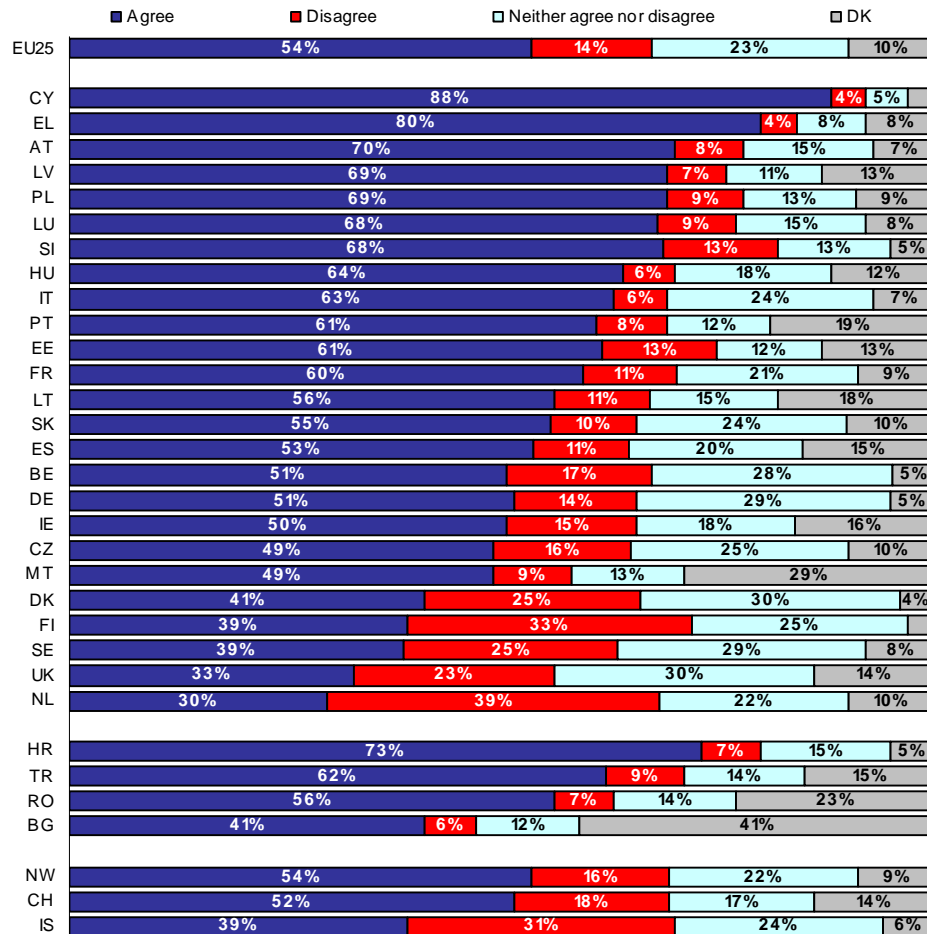
- Food made from Genetically Modified Organisms is dangerous -

This issue of genetically modified organisms in the dishes of Europeans has stirred much controversy throughout Europe in recent years. Whether or not foods made from GMO's is dangerous to our health remains to be proven.

Nevertheless, the results of this study show that a majority of Europeans (54%) agrees that such food is indeed dangerous in their opinion.

It should also be noted that 23% indicate that they neither agree nor disagree, a result which perhaps reflects this uncertainty of a danger or not to our health.

"Food made from genetically modified organisms is dangerous"



Country results, however, show important discrepancies in the opinions of Europeans. The Cypriots and the Greeks are the most fervent opponents to GMO foods since respectively 88% and 80% agree that such food is dangerous.

We can also note that Croatia (73%) and Austria (70%) have agreement rates above the 70% mark.

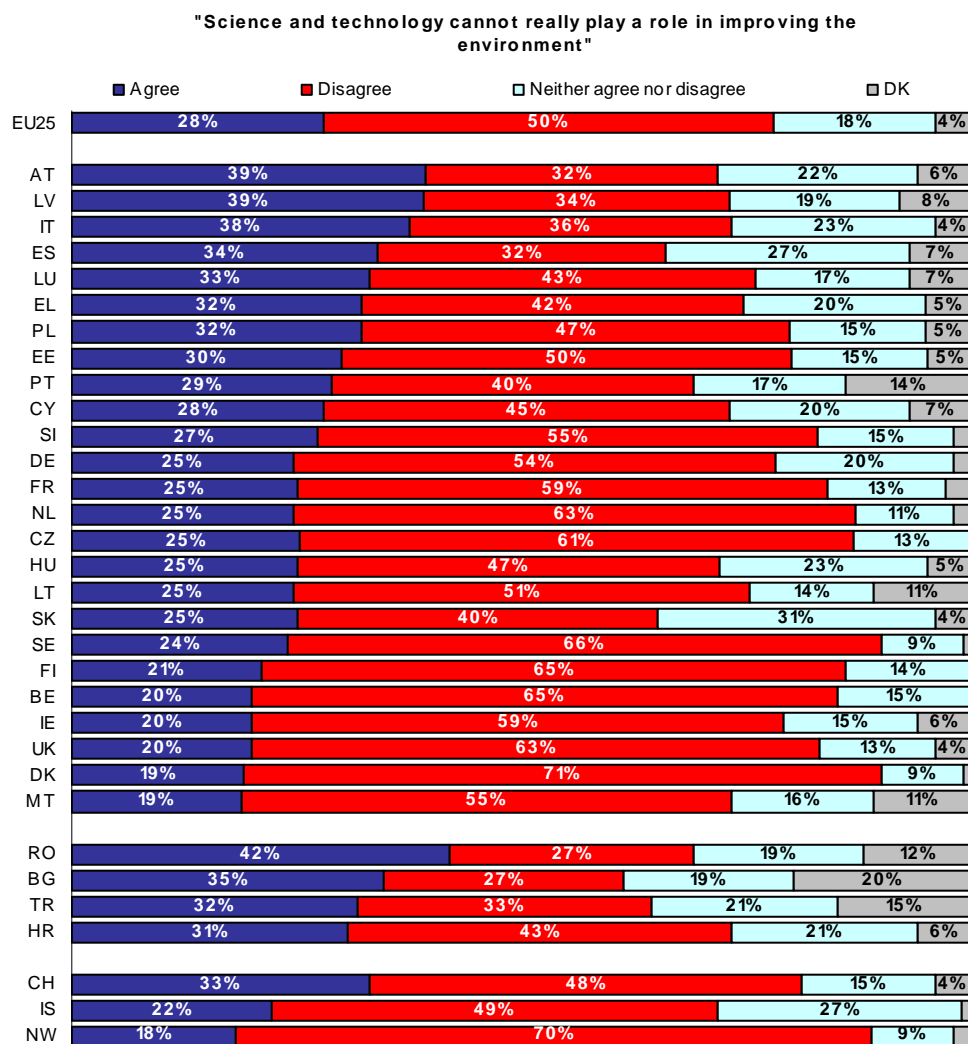
On the other hand, respondents in the Netherlands and the United Kingdom seem far less certain about such dangers since only 30% and 33% respectively agree on this statement. We should note that the Netherlands' rate of disagreement to this statement (39%) is highest in Europe.

Women, those aged 25 and above, persons with the lowest level of education, the self-employed, house persons and the retired people show the highest rates of agreement.

- Science cannot play a role in improving the environment -

Most Europeans do not agree with this statement and believe on the contrary that science can play a role in improving the environment. Indeed 50% of respondents in the EU disagree with this statement.

Results for a similar statement in 1992¹⁶ show that this rate of disagreement was somewhat higher at the time (60%).



Those who believe most in science playing a positive role for the environment are found in Denmark and Norway, where respectively 71% and 70% of citizens disagree with this pessimistic statement.

Citizens in Sweden (66%), Finland (65%), Belgium (65%), the United Kingdom (63%), the Netherlands (63%) and the Czech Republic (61%) also have disagreement rates above the 60% mark.

Men, younger populations and the most educated have the highest rates of agreement.

¹⁶ EB 38.1 « Scientific and technological research cannot play an important role in protecting the environment and repairing it »

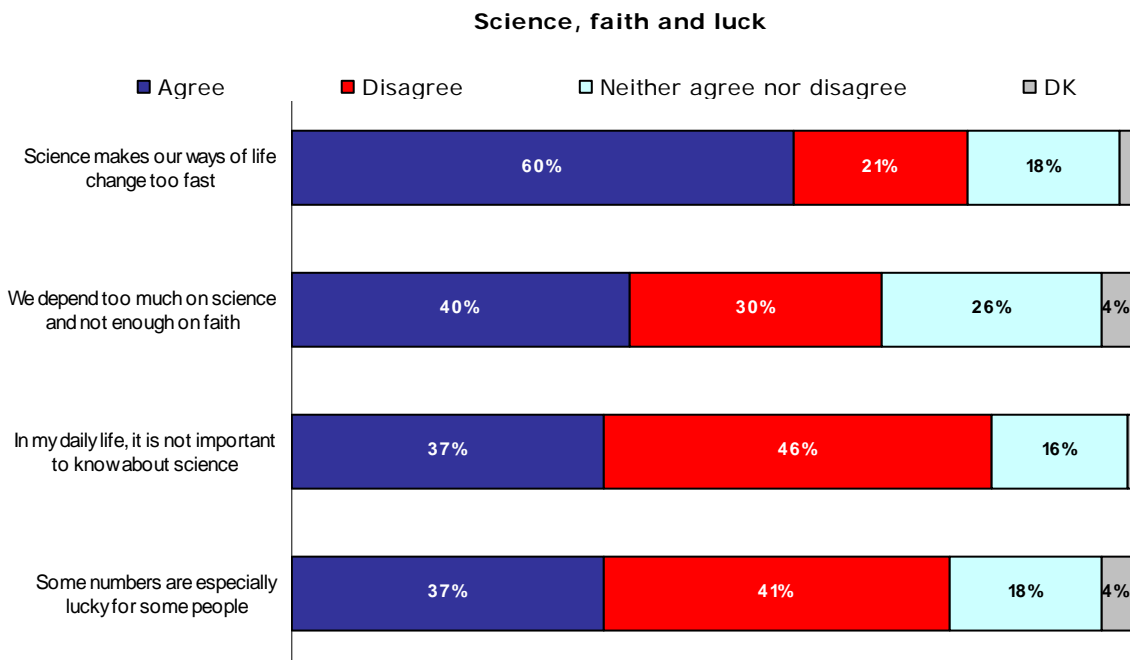
3.3. Science, faith and luck

Source questionnaire: Q.12, Q.13

Respondents were presented several statements concerning the influence science has on our daily lives and how it is modifying our patterns and also affecting our spiritual life.

We will see in what manner Europeans perceive this influence and whether there is a conflict between faith and science for them on a personal scale.

Furthermore we will see whether superstition and luck are recognised by citizens throughout Europe.

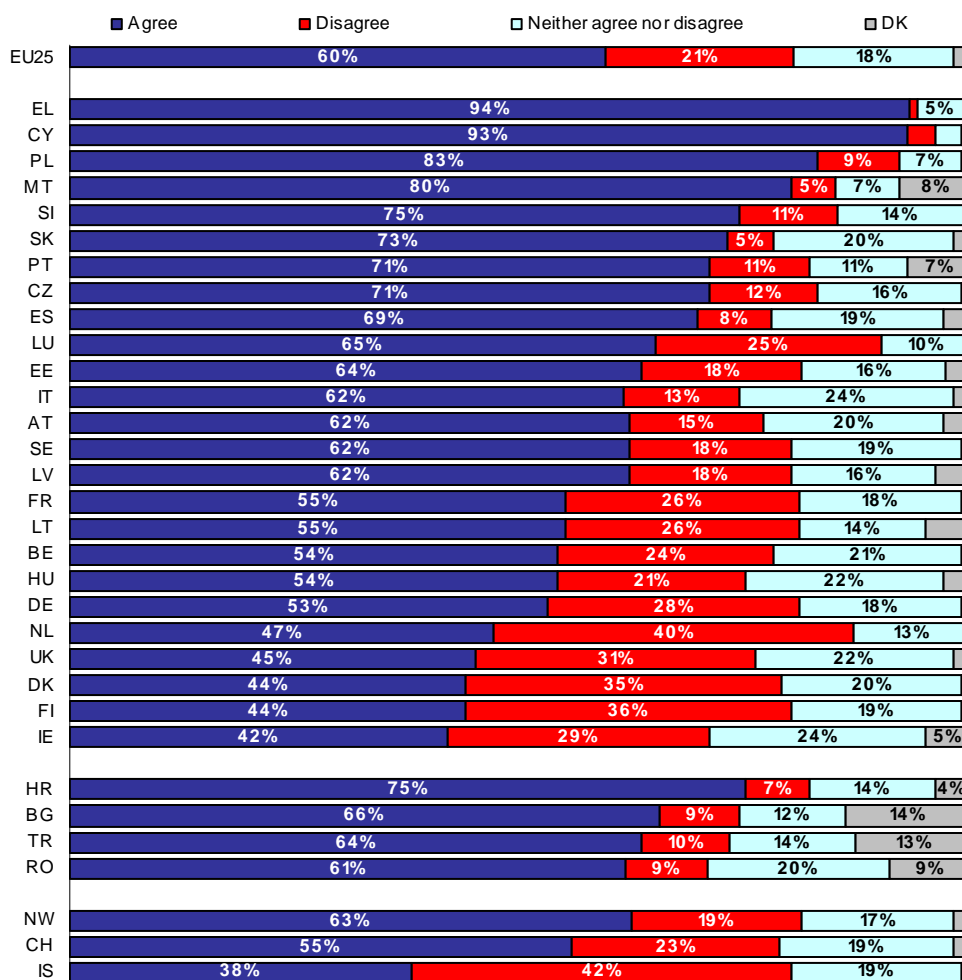


- Science makes our ways of life change too fast -

A clear majority of Europeans (60%, +5 points) indicates that **science indeed makes our ways of life change too fast**. These responses may reflect a certain fear of scientific developments, but they also acknowledge the progress of science and the gap which has appeared between scientific innovation and society.

In 1992, this rate of agreement represented a somewhat smaller majority (55%).

"Science makes our ways of life change too fast"



Greece and Cyprus are by far the countries where citizens are most numerous to agree with this opinion. Respectively 94% and 93% express their concern that science is making our ways of life change too fast. Poland (83%) and Malta (80%) also have significantly high rates.

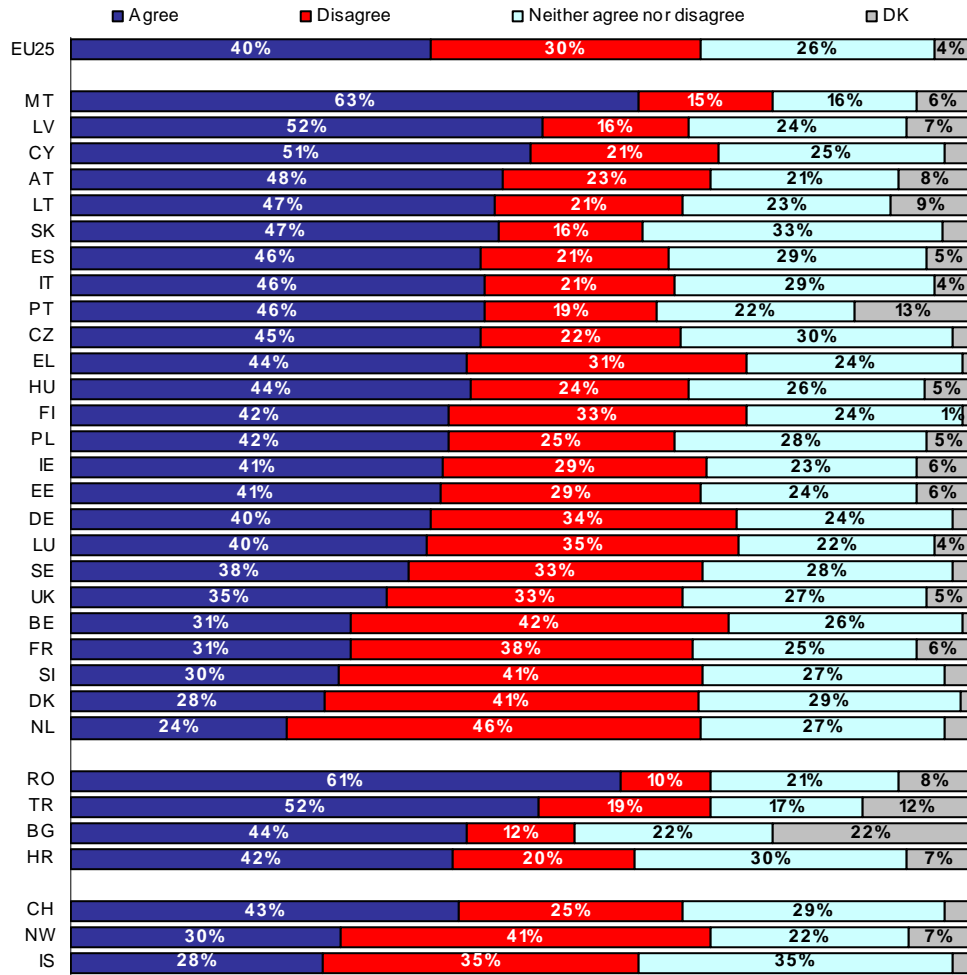
The country where this statement receives the lowest support is Iceland with only 38% indicating agreement. Ireland (42%), Finland (44%), Denmark (44%), the United Kingdom (45%) and the Netherlands (47%) are also countries where less than 50% of citizens bring up such concerns.

Women, the oldest populations, those with the lowest level of education, manual workers and persons living in rural areas are the most numerous to feel this way.

- Too dependant on science and not enough on faith -

Slightly more Europeans tend to agree (40%) with this statement than to disagree (30%) with the fact that **"we depend too much on science and not enough on faith"**. Furthermore, 26% indicate that they neither agree nor disagree. In 1992, the rate of agreement with this statement was 2 points higher (42%).

"We depend too much on science and not enough on faith"



The strongest belief is found in Malta where 63% of respondents agree with this statement. Malta's rate is 23 percentage points above the EU average. The score in Romania follows with 61% agreeing. Latvia (52%) and Cyprus (51%) also have a majority of their citizens agreeing with a lack of dependence on faith.

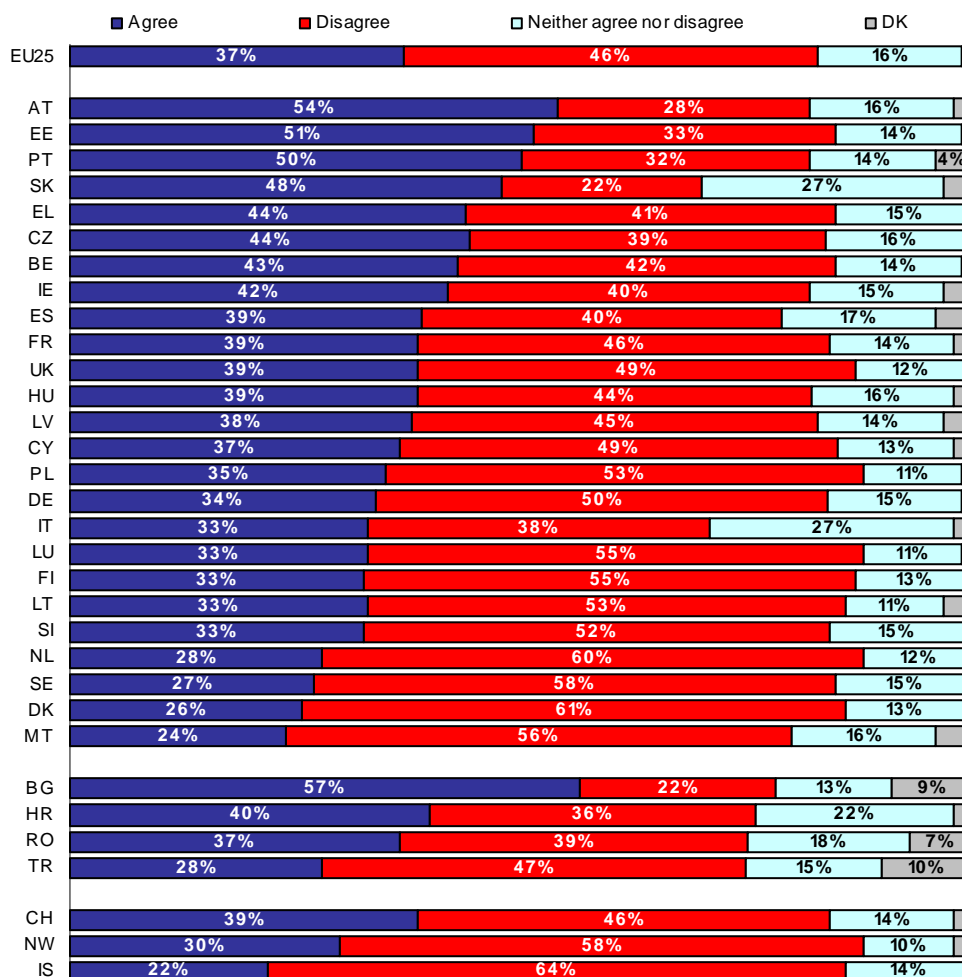
Countries where citizens are fewest to believe in this problem are found in the Netherlands (24%), Denmark (28%) and Iceland (28%). As seen earlier, these countries seem to take less into consideration the religious aspect towards science.

As for the previous statement, we can note that women, the oldest populations and the least educated indicate the highest levels of agreement.

- Not important to know about science in the daily life -

People who are not interested or who do not feel the necessity to know about science in their daily lives are a minority in the European Union (37%, +4 points). This aspect points towards the voluntary rejection of science in our everyday lives. In 1992, this rate of agreement reached only 33%.

"In my daily life, it is not important to know about science"



Results show that a relative majority of citizens disagrees with this opinion and believes it is important to know about science even in our daily lives.

Persons who are most opposed to the idea that one can live without scientific knowledge in their daily lives are mainly found in Iceland (64%), Denmark (61%) and the Netherlands (60%).

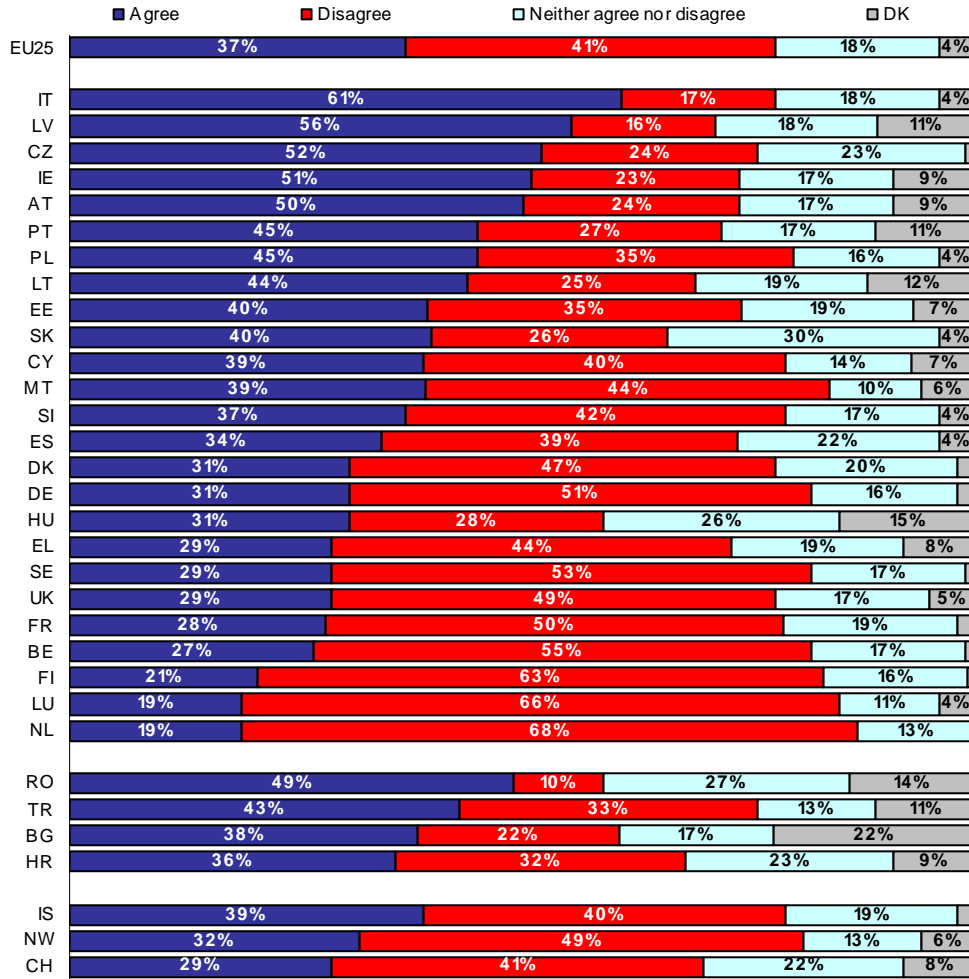
Only in Bulgaria (57%), Austria (54%), Estonia (51%) and Portugal (50%) do a majority of citizens on the contrary agree that they can live without the knowledge of science in their everyday lives.

Once again the same socio-demographic categories as seen earlier are those which agree most that they do not need scientific knowledge in their daily lives.

- Some numbers are especially lucky for some people -

It is a commonly known superstition that **certain numbers are lucky for certain specific people**. Europeans are nevertheless rather divided on the belief of this idea. Indeed, 37% in the EU (+1 point since 1992) think that this is actually possible while 41% on the contrary do not agree with such superstition.

"Some numbers are especially lucky for some people"



Such superstition is found mostly among citizens in Italy, where 61% agree that some numbers are luckier than others for some people. A majority of citizens in Latvia (56%), the Czech Republic (52%), Ireland (51%) and Austria (50%) also show belief in the existence of lucky numbers.

Those who are the least convinced are found in the Netherlands (68%), Luxembourg (66%) and Finland (63%).

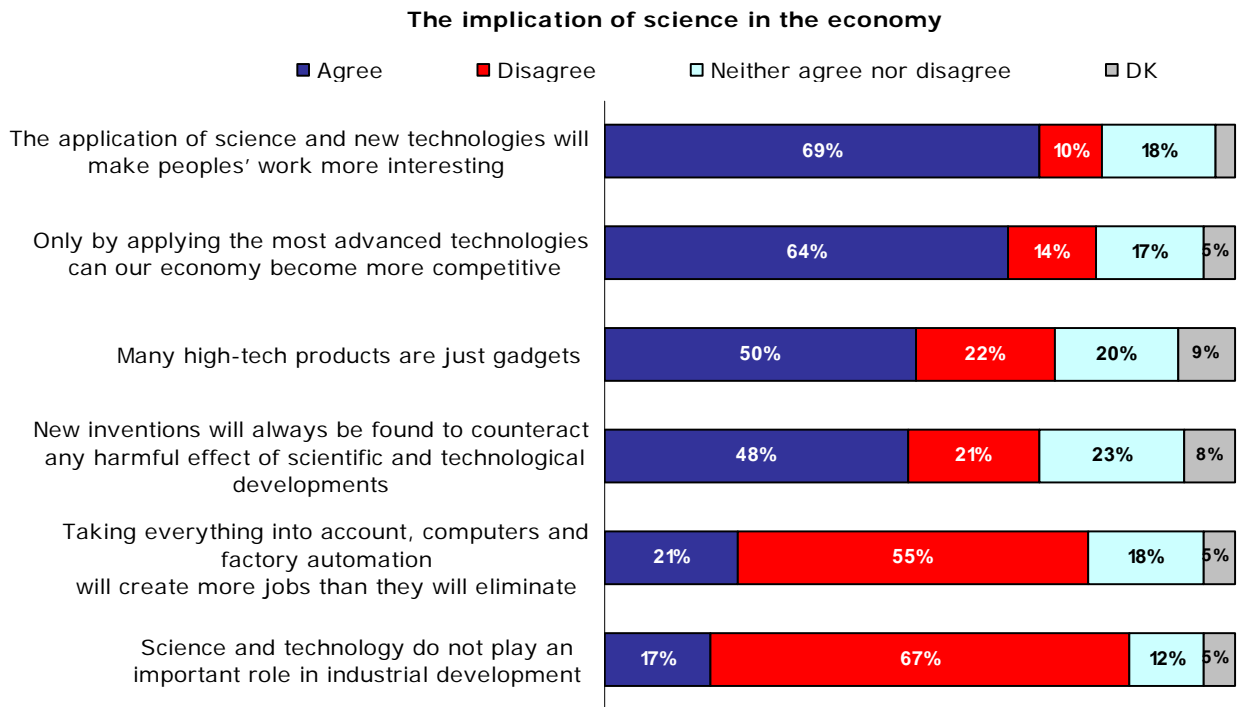
People who believe the most that such numbers actually exist are more often women, persons with a low level of education, house persons and the unemployed.

3.4. The implication of science and technology in the economy

Source questionnaire: Q.13

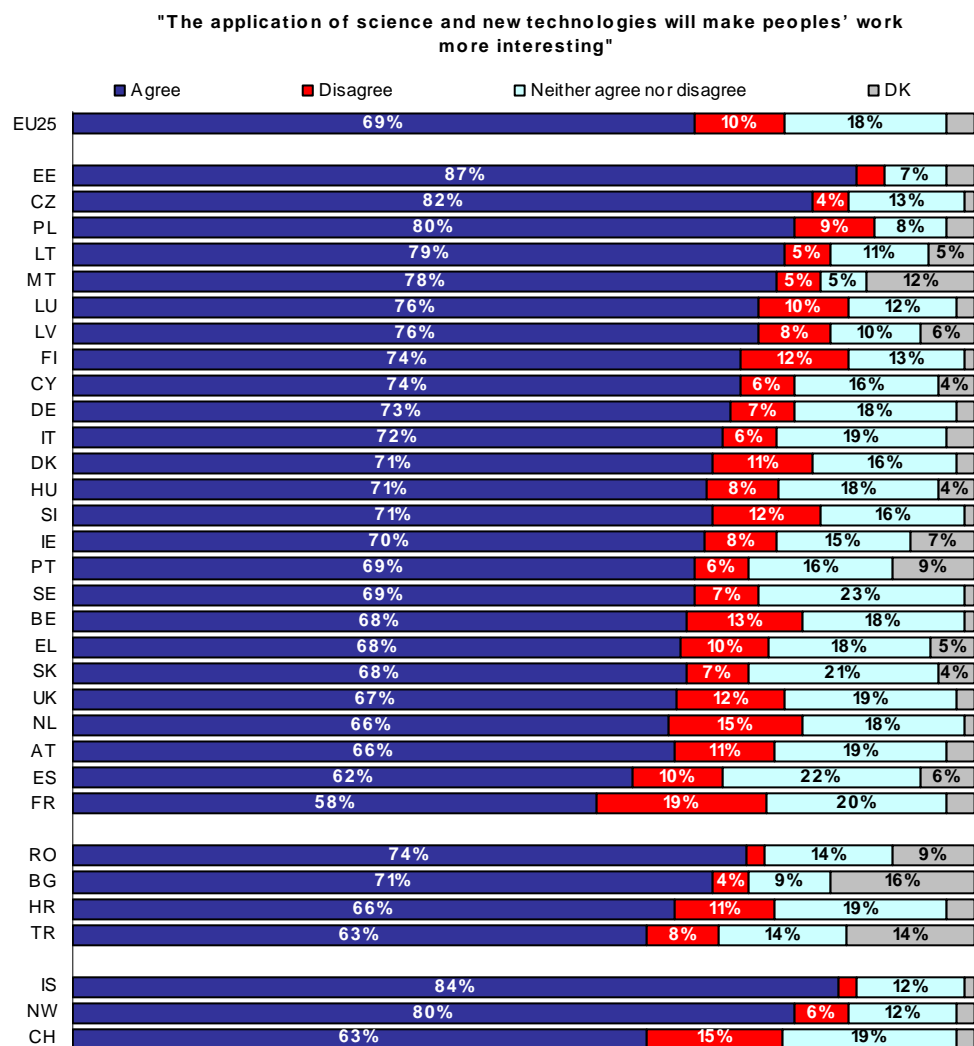
The following series of statements are planned to test the respondent's opinion on the economic implications of scientific and technological research. We will see to what extent Europeans agree or not that science and technology are linked to the development of today's economies.

We will look at several aspects concerning this issue, from the significance of basic scientific research to the implication of new technologies on the competitiveness of our economies.



- The application of science and new technologies will make people's work more interesting -

A clear majority of Europeans agrees that people's work will become more interesting thanks to the application of science and new technologies, with a rate of 69% at the EU25 average indicating this opinion.



The highest rate of agreement with this statement can be found in Estonia where 87% of citizens believe science and technology can make people's work more interesting.

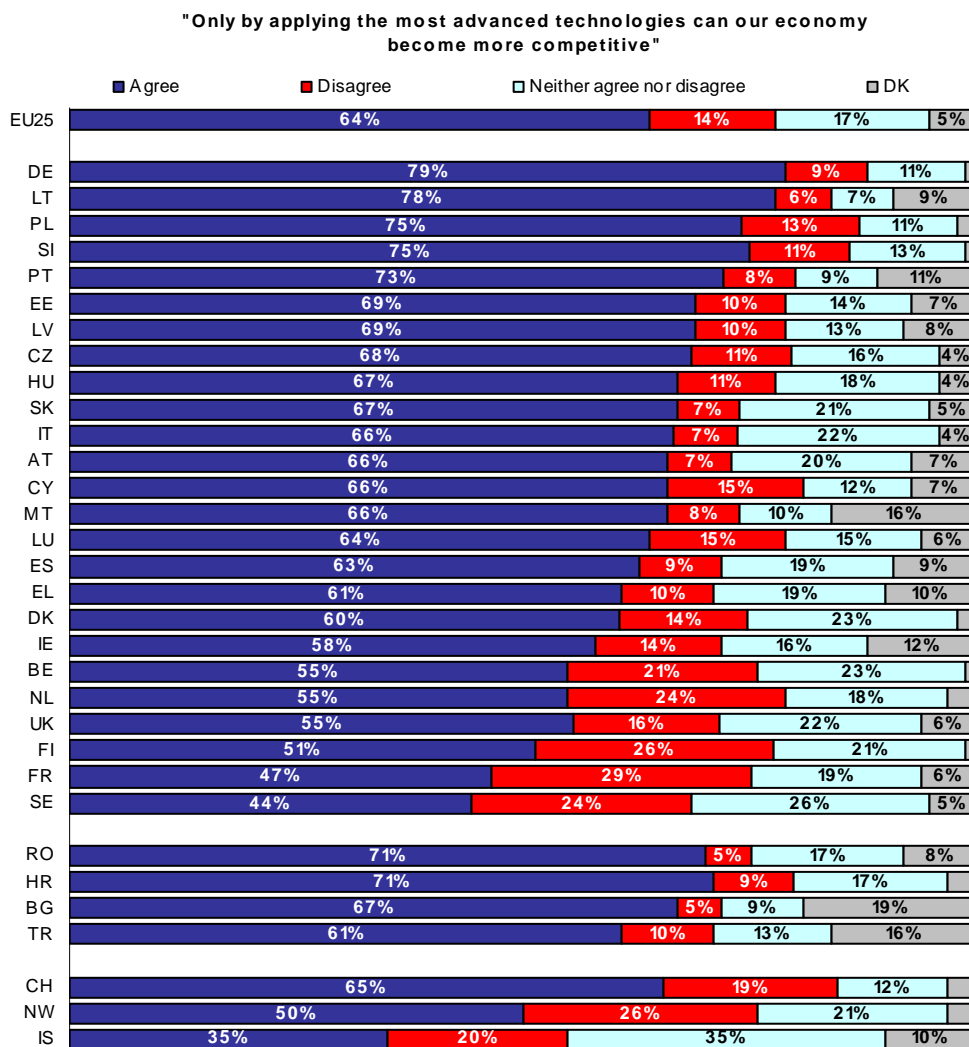
We can also observe that the 5 highest rates of agreement among the 25 EU Member States are all found in new Member States of the Union. Estonia's result is followed by the Czech Republic (82%), Poland (80%), Lithuania (79%) and Malta (78%).

Lowest results of agreement, on the other hand, are found in France and Spain. France's result is 11 percentage points below the EU25 average.

- Application of advanced technologies and competitiveness of the economy -

Most Europeans (64%, -3 points) are aware that in order for their economy to be more competitive it is important to apply the most advanced technologies.

The link between economic competitiveness and science and technology is evident for most citizens. In the Eurobarometer survey in 1992, this rate reached 67%.



However, not all countries are in harmony on this aspect as the graph above shows.

The Germans are the first to acknowledge the link between advanced technologies and a competitive economy, with 79% agreeing with this statement. This rate is 15 percentage points above the EU average. Three quarters of citizens in Lithuania (78%), Poland (75%), Slovenia (75%) also recognize this link.

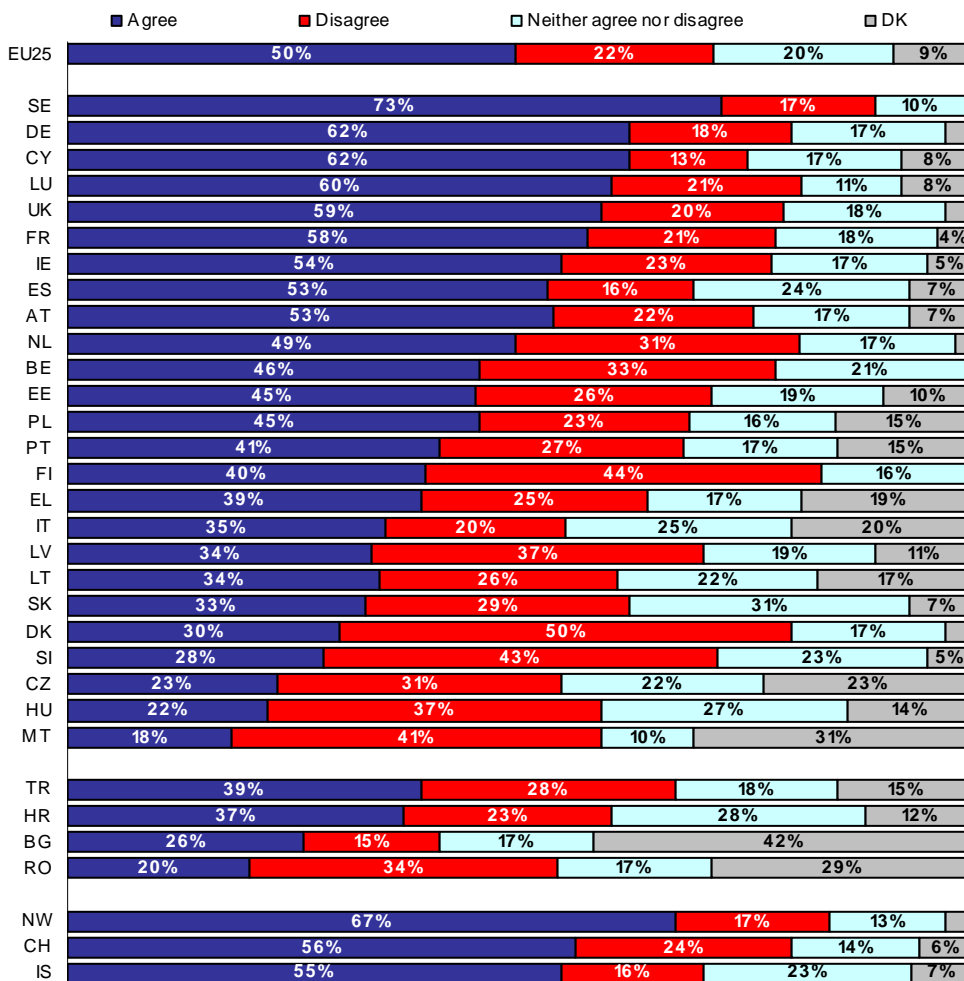
Portugal (73%), Romania (71%) and Croatia (71%) also have rates above the 70% mark.

On the contrary, we can see that people in Iceland (35%), Sweden (44%) and France (47%) are far fewer to concede that this link exists between advanced technologies and economic competitiveness. Less than a majority agree with the proposed statement.

- High-tech products are just gadgets -

At the same time however, Europeans are quite numerous to say that **high-tech products are just gadgets**. Undeniably, a majority representing 50% of citizens in the EU agree with this negative opinion on technological developments linked to the economy.

"Many high-tech products are just gadgets"



Those who believe strongest in this statement are found in Sweden (73%) and Norway (67%). Germany (62%), Cyprus (62%) and Luxembourg (60%) also have rates above the 60% mark.

On the contrary, citizens in Malta (18%), Romania (20%), Hungary (22%) and the Czech Republic (23%) are the least to have the same opinion on this statement.

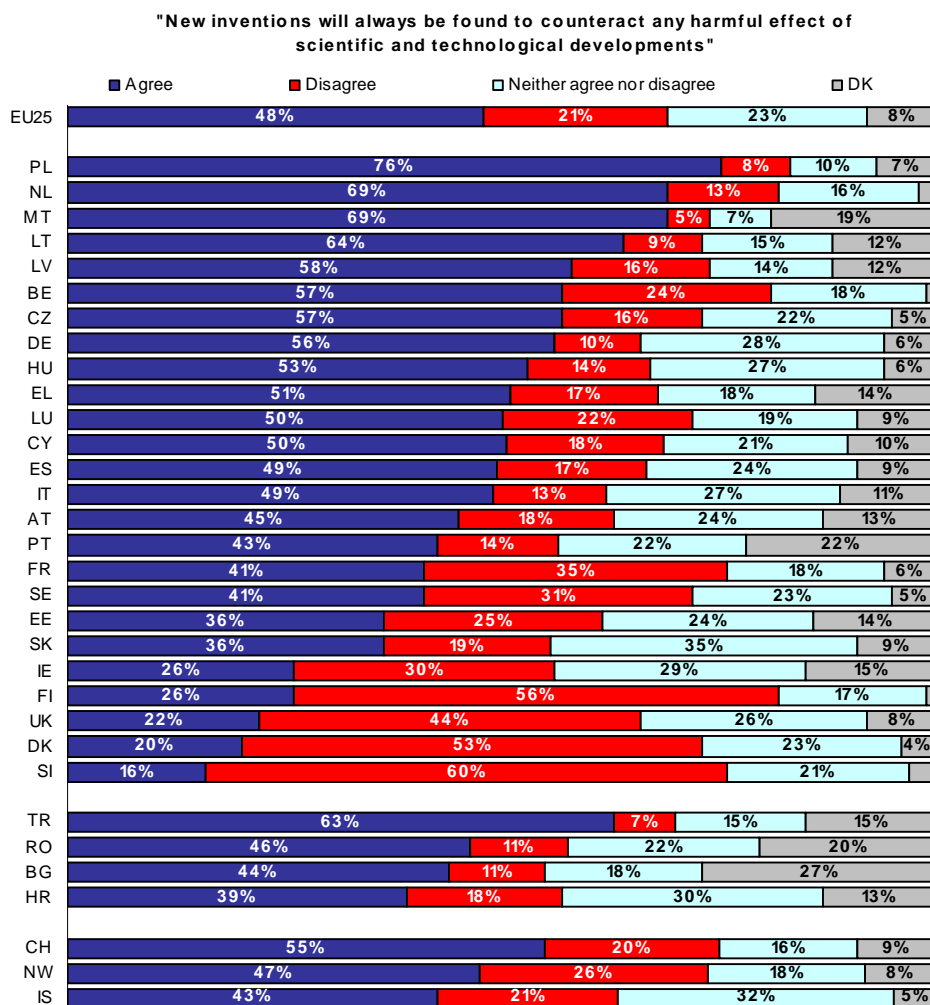
Highest rates of disagreement are found in Denmark (50%) and Finland (44%).

Persons aged 25 to 54, those with a higher education as well as manual workers tend to be the most numerous to think that most high tech products are just gadgets.

- *New inventions will always be found to counteract any harmful effects of scientific and technological development* -

A relative majority of Europeans (48%, +1 point since 1992) has faith in science and technological development and believes that new inventions will be developed to counteract any sort of harmful effect they may have.

Results by country show however that there is a real opposition of opinion on this matter.



The Poles (76%) are the most confident about new inventions being able to counteract any harmful effects of scientific and technological developments. The Polish rate is 28 percentage points above the EU average. Results in the Netherlands (69%) and Malta (69%) follow.

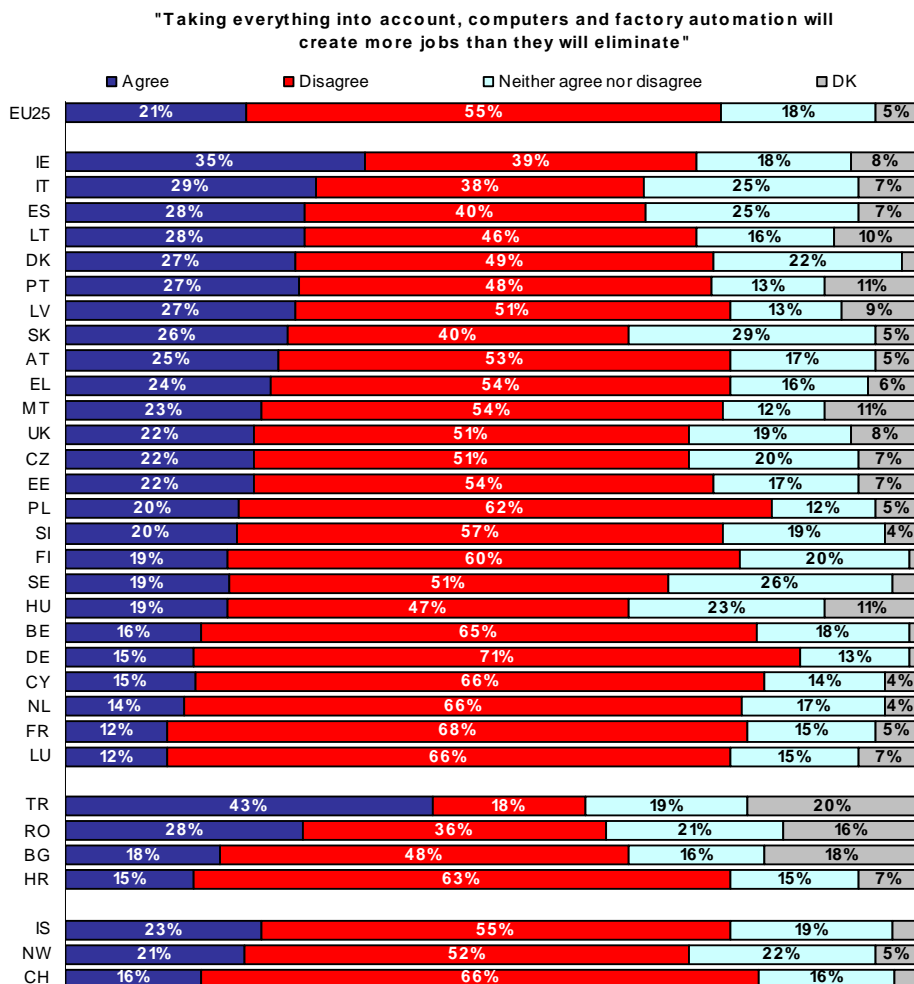
On the contrary, only 16% have the same opinion in Slovenia, Denmark (20%), the United Kingdom (22%), Finland (26%) and Ireland (26%) also show significantly low rates of agreement.

In Slovenia (60%), Finland (56%) and Denmark (53%) a clear majority of citizens disagree with this statement and do not believe in the protection of new inventions from harmful effects of scientific or technological developments

- Computers and factory automation will create more jobs than they will eliminate -

The question whether technological advances in industry and factory automation have lessened or on the contrary created more jobs has largely been debated, especially in times of relocation of industry from the European continent.

Asked whether they believe that **technological advances such as computers and factory automation will create more jobs than they will eliminate**, results show that most Europeans (55%, +10 points) are not at all convinced by job creations from these technological advances. However, if we compare this result to that of 1992 (65%) we can note a sharp decrease of 10 percentage points in the rate of disagreement.



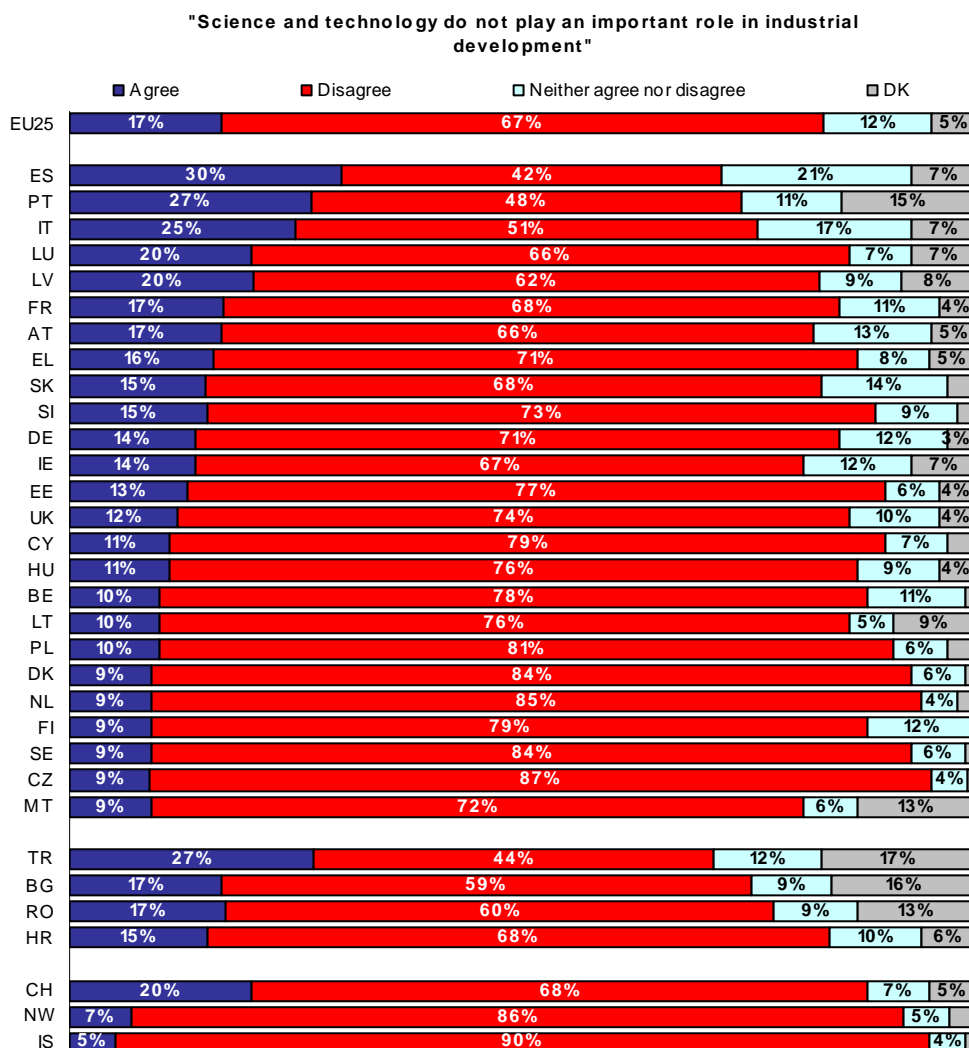
Again we can note that there is an exception to this general opinion found in Turkey. 43% of Turks agree that more jobs will be created than eliminated thanks to technological advances such as computers or factory automation. Otherwise, in all European countries, the proportion of those who disagree surpasses those who agree on this statement.

The highest rates of disagreement are found in Germany (71%) and France (68%) the two countries where the relocation of companies in recent years has brought up major dissatisfaction among workers and is partially blamed for the rise in unemployment. Luxembourg (66%), the Netherlands (66%), Cyprus (66%) and Croatia (63%) follow with similar rates.

- Science and technology do not play an important role in industrial development -

This last statement shows how Europeans perceive the implication of science and technology in the economy, namely in industrial development.

As we have concluded with the past statements, Europeans are well aware that science and technology have a role to play in industrial development. 67% (-2 points since 1992¹⁷) of respondents in the European Union disagree with the statement that **science and technology do not play an important role in industrial development**.



This opinion is widespread in Europe although to a somewhat lesser extent in certain countries than others.

The highest rates of disagreement and thus the opinion that science and technology do actually have an important role to play in industrial development are found in Iceland (90%) and the Czech Republic (87%). The lowest rates, on the other hand, are found in Spain (42%) and in Turkey (44%).

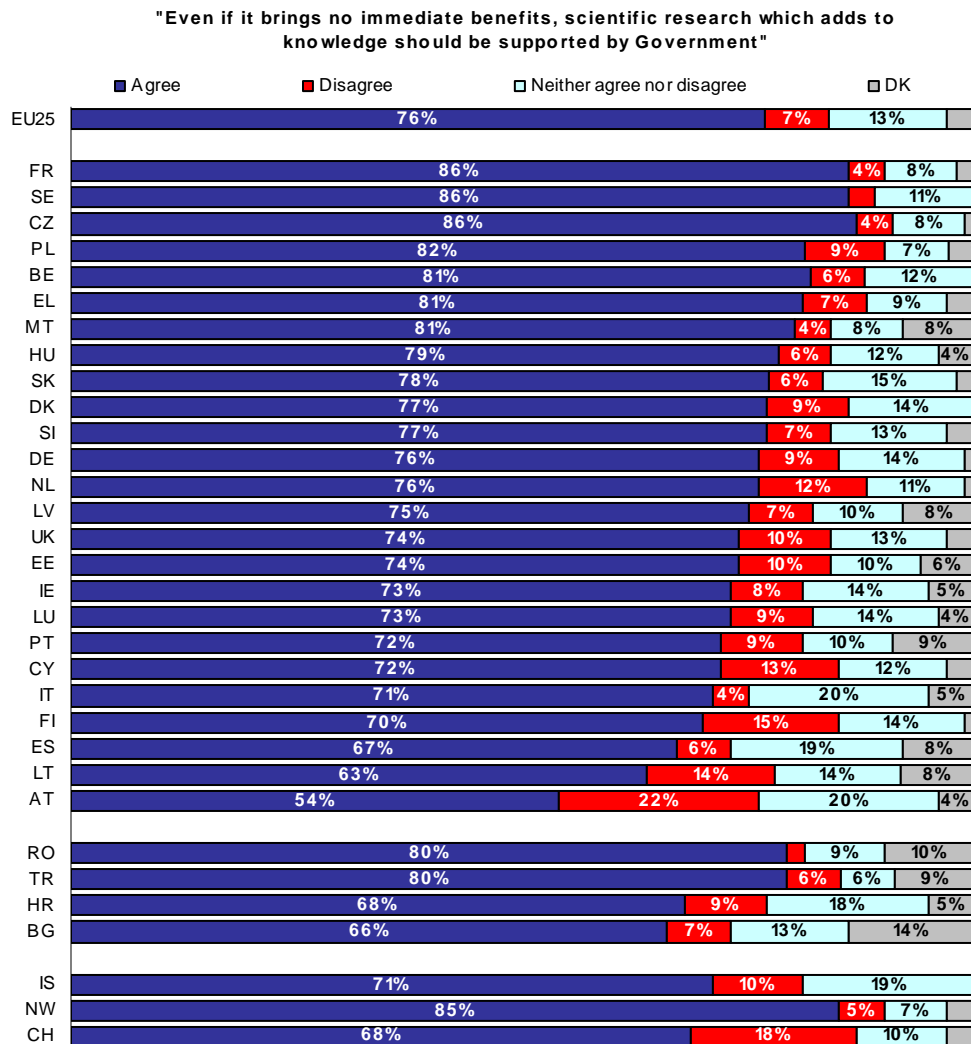
¹⁷ It is important to remind that the wording of this item was somewhat different in 1992: "Scientific and technological research do not play an important role in industrial development"

3.5. Support for scientific research

In this chapter we will see whether or not Europeans would like to see scientific research supported.

- *Scientific research which adds to knowledge should be supported by government* -

When asked to indicate whether or no they agree with the statement that even if it brings no immediate benefits, scientific research which adds to knowledge should be supported by Government, results show that a significant majority (76%) of citizens in the EU agree. Compared to a similar statement proposed in 1992 this rate has risen by 3 points (73%)¹⁸.



On a country by country analysis we can see that there are slight discrepancies although a majority of citizens agree in each country.

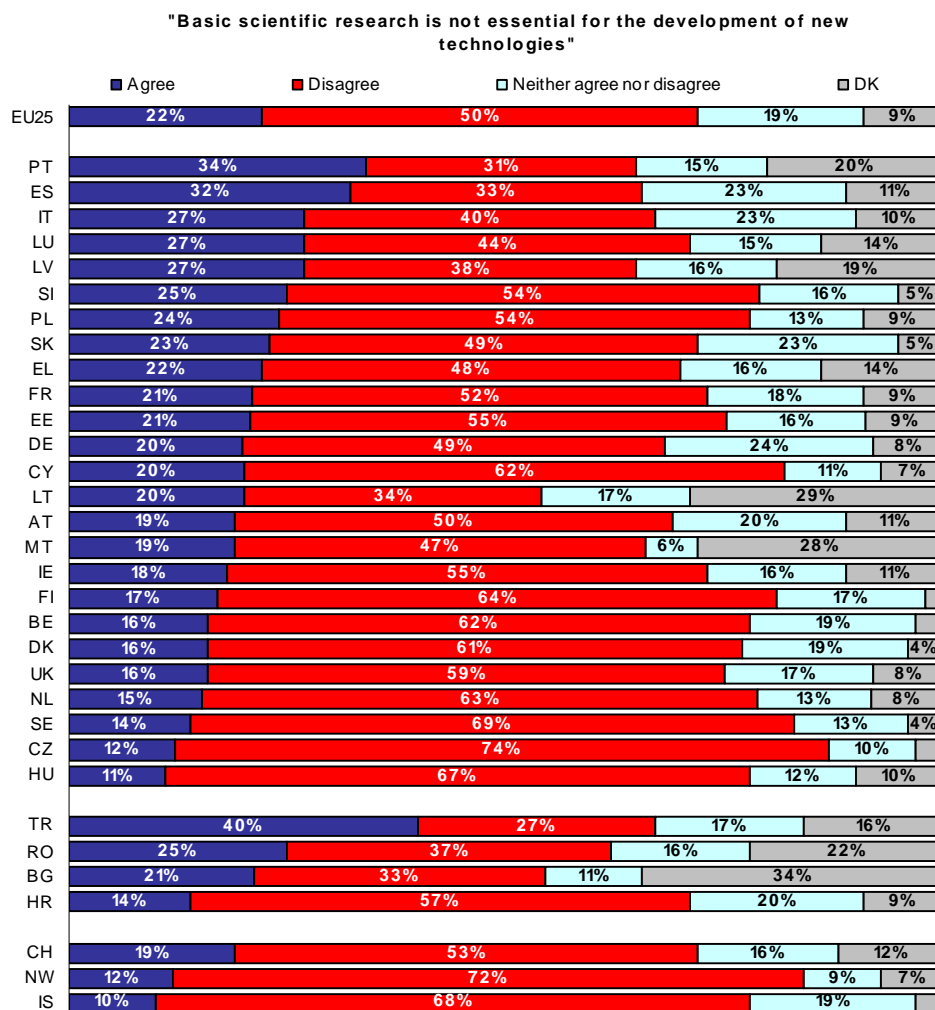
While France, Sweden and the Czech Republic have the highest rates at 86%, as well as Norway at 85%, Austrians seem far less convinced since only 54% of respondents agree with this statement.

¹⁸ EB 38.1 "Even if it brings no immediate benefits, scientific research which advances the frontiers of knowledge is necessary and should be supported by the government" 1992

- Basic scientific research is not essential for the development of new technologies -

Europeans are a majority (50%, -1 point) to disagree with the statement that basic scientific research is not essential for the development of new technologies. Here Europeans further acknowledge that such new technologies can only be the fruit of basic scientific research, which needs to be supported.

The result of a similar statement in 1992¹⁹ shows that this level of disagreement has practically not changed (a majority of 51% of Europeans indicated this opinion at the time).



Those who disagree the most are the Czechs (74%) and the Norwegians (72%) with rates above the 70% mark.

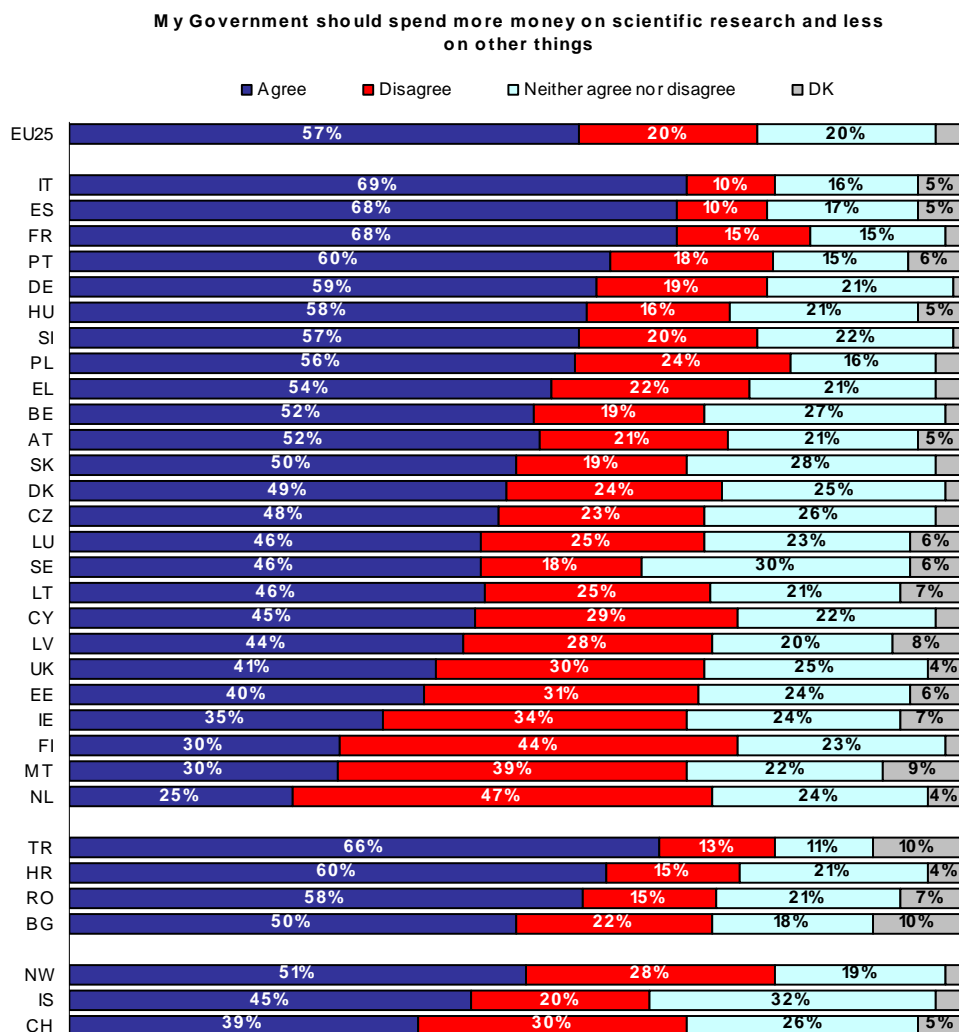
The only exception to this line of thinking is found in Turkey where a relative majority (40%) believes on the contrary that such basic scientific research is not essential.

Men, those aged 40 to 54, the highly educated, managers and students disagree the most with this statement.

¹⁹ EB 38.1 « New technology does not depend on basic scientific research »

- My government should spend more money on scientific research and less on other things -

Finally, results for the statement that "my government should spend more money on scientific research and less on other things" receives support from 57% of citizens in the EU. Again, we can note that Europeans are in favour of supporting scientific research



Once again we can see that citizens in Italy (69%) and Spain (68%) are the most numerous along with those in France (68%) to support this idea. Turkey also shows a considerable rate of agreement (66%).

On the contrary, only one in four citizens in the Netherlands wish to see their government spend more money on research than on other things. This rate is 32 percentage points below the EU average. Finland and Malta follow with similarly low rates (both at 30%).

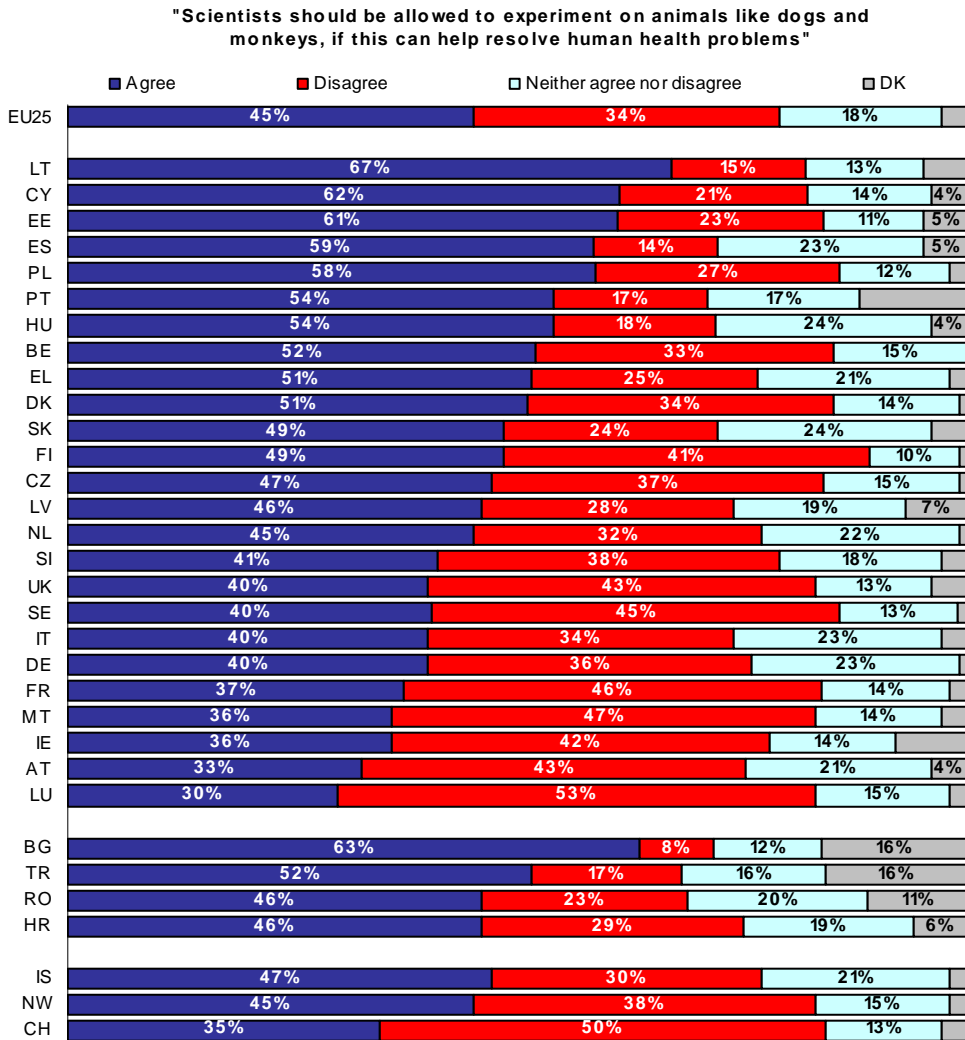
3.6. Science and animal testing

Source questionnaire: Q.12

A statement on the issue of animal testing was also presented to the respondents in this survey in order to analyse their opinion on this subject.

Asked whether **"scientists should be allowed to experiment on animals if this can help resolve human health problems"** respondents in the European Union seem somewhat divided although a relative majority (45%) appears to be in favour of this. 34% indicate that they disagree while 18% say that they neither agree nor disagree.

A similar statement in 1992²⁰ shows that Europeans were far less in favour of such experimentation on animals, since only 28% agreed. This disparity between results can however be explained by the difference of wording in the statement which makes animal testing sound far more cruel in the 1992 survey.



²⁰ EB 38.1 "Scientist should be allowed to do research that causes pain and injury to animals like dogs and chimpanzees if it can produce new information about serious human health problems"

It seems that there is an East–West division within Europe on this issue, since countries of eastern Europe seem more in agreement with this statement than countries of western Europe.

Lithuanians (67%), Bulgarians (63%), Cypriots (62%) and Estonians (61%) show the highest rates in favor of animal testing if this can help resolve human health problems.

On the contrary, countries where we find the lowest rates of agreement are Luxembourg (30%), Austria (33%) and Switzerland (35%).

In Luxembourg and Switzerland a majority of citizens seem to be against such testing since respectively 53% and 50% indicate being in disagreement with the proposed statement.

The analysis by socio-demographic results shows us that there are several differences of opinion among the different categories.

	Agree	Disagree
EU25	45%	34%
Sex		
Male	52%	28%
Female	39%	39%
Age		
15-24	35%	45%
25-39	44%	34%
40-54	45%	34%
55 +	50%	28%
Education (End of)		
15	44%	29%
16-19	44%	36%
20+	51%	31%
Still Studying	37%	43%
Respondent occupation scale		
Self- employed	50%	30%
Managers	46%	31%
Other white collars	42%	37%
Manual workers	45%	36%
House persons	39%	31%
Unemployed	44%	37%
Retired	50%	29%
Students	37%	43%

Men (52%) seem to agree far more than women (39%) with animal testing.

The older the population, the more people agree with this statement: while only 35% of those who are aged 15 to 24 agree, the rate of agreement reaches 50% among those aged 55 and above.

The level of education also shows that the more one has studied, the more one is in favour of animal testing.

Among the different occupations, we can see that the self-employed and the retired are most in favour of this statement.

4. Responsibilities of scientists and policy-makers

In this fourth part of the analysis we will start by focusing on how Europeans perceive the role of scientists and their responsibility in society. It will be interesting to see whether scientists benefit of their respectful image or if they are feared due to their extensive knowledge and should have their research more supervised by legislation.

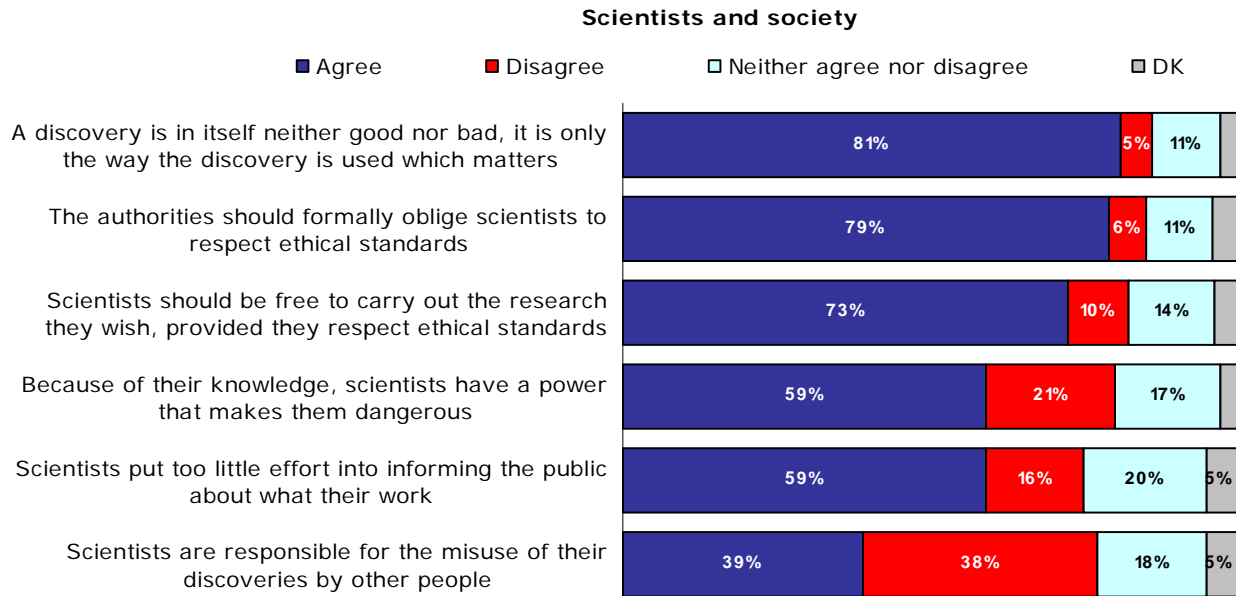
Then, in a second chapter, we will look what role policy-makers should play with regard to science. What can policy-makers do to protect society from any harmful scientific and technological developments? Where should the line be drawn and limits set to scientific research?

And finally, in a third chapter, we will look at what the public has to say in the decision making process concerning science and technology.

4.1 Scientists and society

Source questionnaire: Q.12, Q.14, Q.15

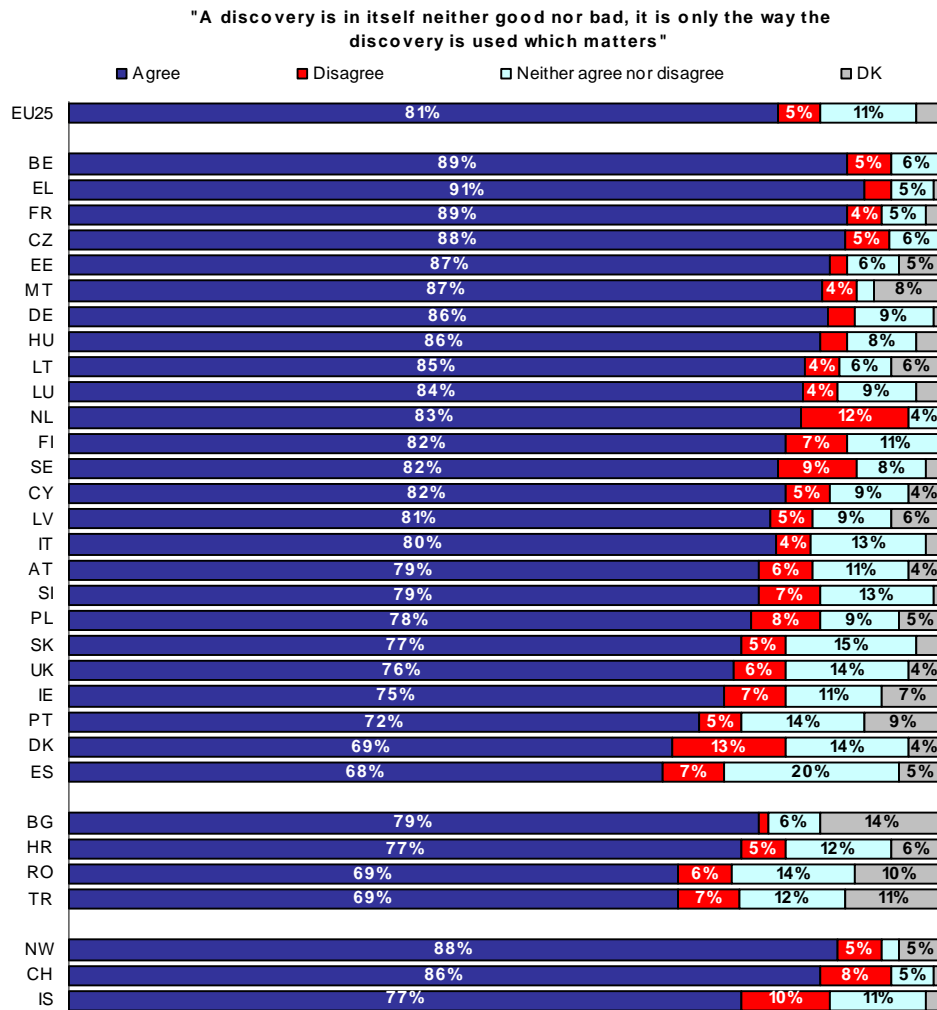
What role do scientists play in society? What are their responsibilities? We will look at Europeans' opinions on this topic by analyzing responses to a set of statements.



- A discovery in itself is neither good nor bad, it is only the way the discovery is used which matters -

Europeans seem to largely agree upon the fact that what counts when a new discovery is made is the way it is used. 81% of respondents throughout the European Union agree with this statement.

In this sense, it shows that people do not judge scientific research on its result but more what is made out of these results.



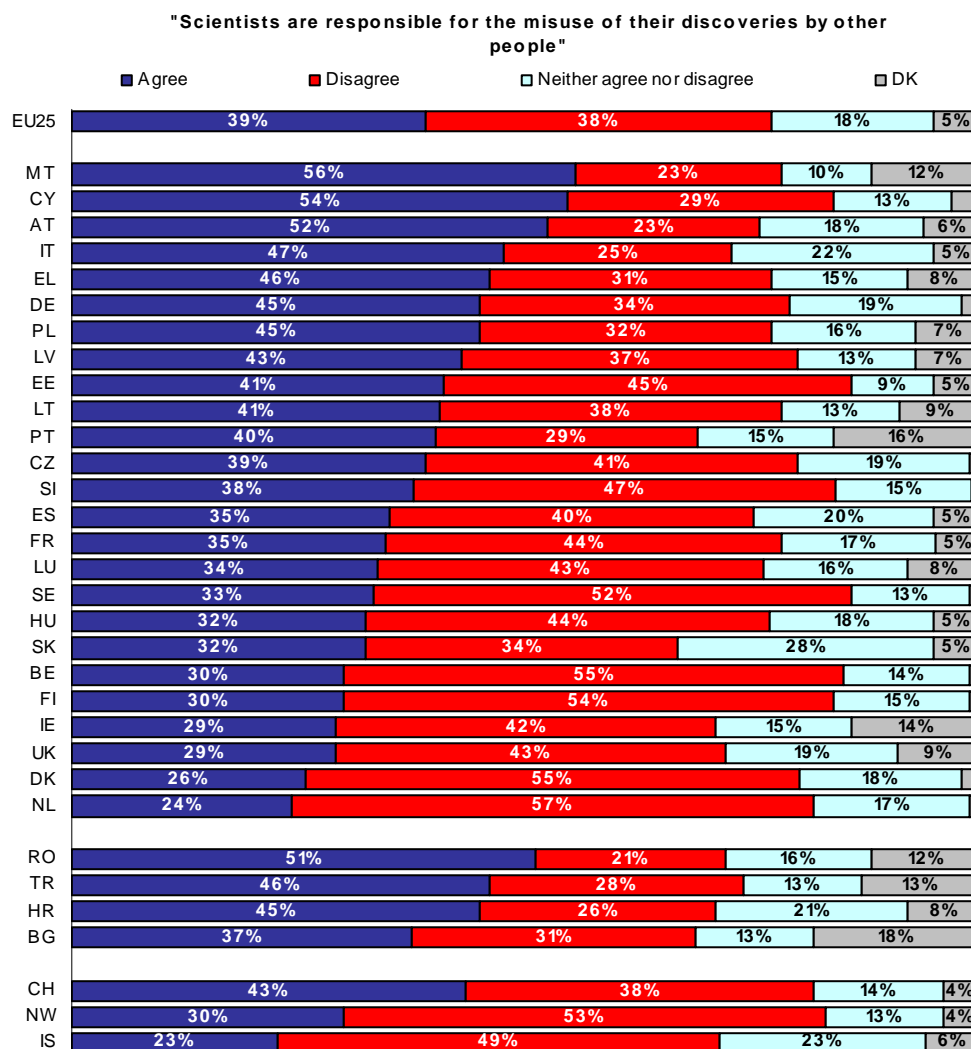
Country results show that in each European country a majority agrees with this statement. There are no exceptions to this trend.

Greece (91%), Belgium (89%) and France (89%) have the highest rates of agreement while Spain (68%), Denmark (69%), Turkey (69%) and Romania (69%) appear at the bottom of the graph.

- Scientists are responsible for the misuse of their discoveries by other people -

However, Europeans seem divided on whether scientists are responsible or not for the misuse of their discoveries by other people, with 39% agreeing and 38% disagreeing. This statement is somewhat linked to the statement we analysed above, namely about the way a scientific discovery is used, Europeans having overwhelmingly pointed out to the importance of this aspect.

A considerable proportion of citizens do seem to believe that scientists are responsible for any misuse of their discoveries by others, as results below seem to point out below.



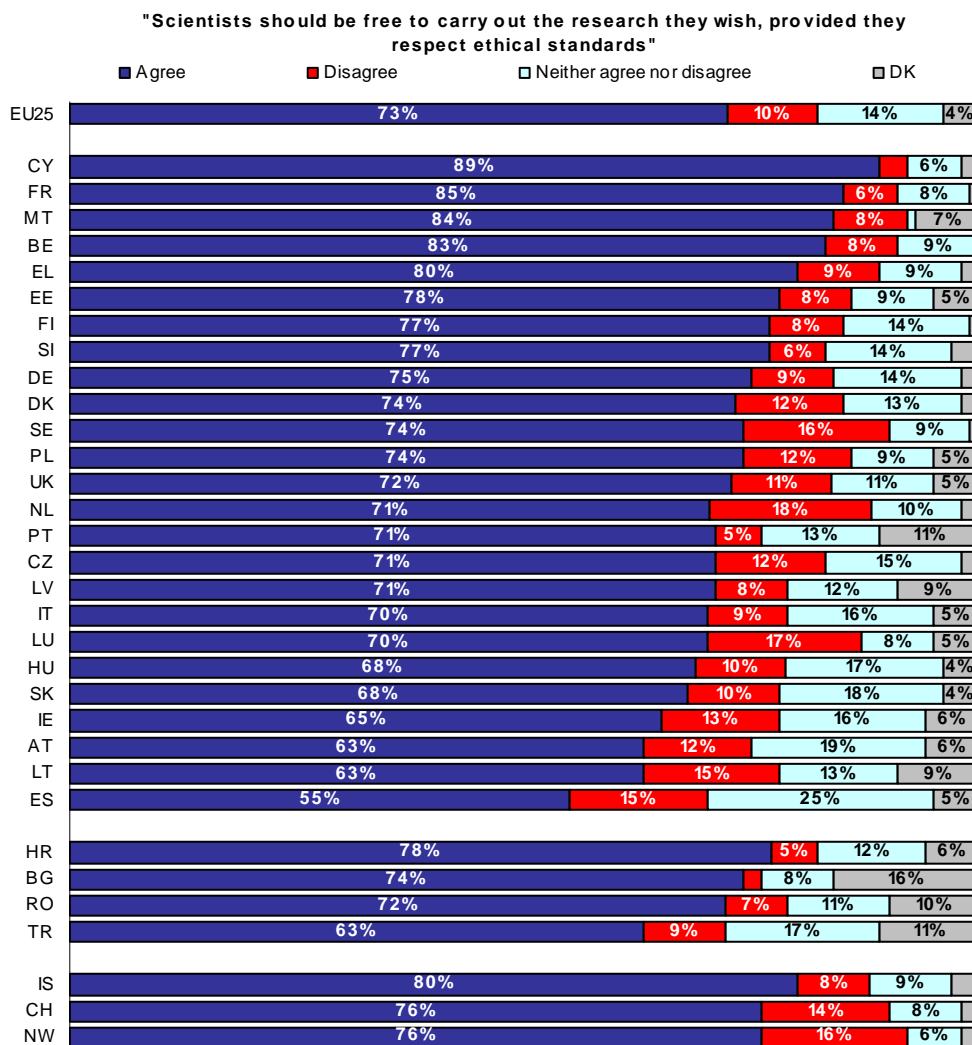
While citizens in Malta (56%), Cyprus (54%), Austria (52%) and Romania (51%) are a majority to put the responsibility on scientists, this is far less the case in the Netherlands (24%), Denmark (26%), the United Kingdom (29%) or Ireland (29%). Norway, Finland and Belgium also have very high rates of persons opposed to this idea.

The older the population, the more people tend to agree with this statement. The education level also shows that those having left school at the age of 15 years or less also tend to agree somewhat more with this statement.

- *Scientists free to carry out research they wish, provided they respect ethical standards* -

To answer the question presented above, Europeans also clearly indicate that scientists should respect ethical standards when carrying out research. As a matter of fact, 73% of Europeans in the EU agree with this statement.

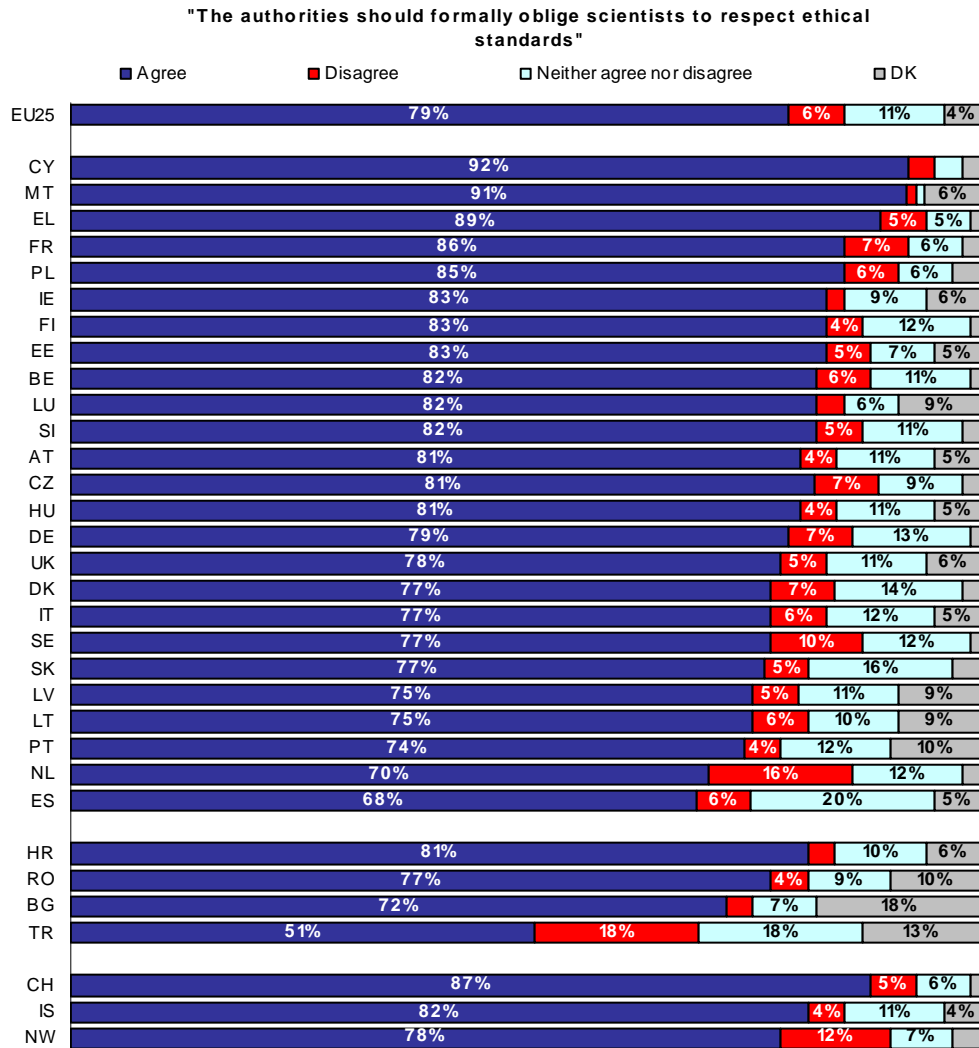
In the opinion of citizens, this is the only boundary scientists should have when conducting research, and also points to their responsibility towards society.



Again, we can see that there are no exceptions to this European trend. Spain, with only 55% agreeing, has the lowest rate. This is due to the rather high response rate of people saying that they neither agree nor disagree (25%) with this statement.

- The authorities should formally oblige scientists to respect ethical standards -

Furthermore, a large majority of European Union citizens (79%) also agrees that **the authorities should formally oblige scientists to respect ethical standards**. As seen above, Europeans place high importance to this issue of respecting ethical standards in scientific research. While the results seen before reflect what we could call a guideline for scientists to respect these standards, the results for this new item clearly represent a stronger perception of citizens with the idea of an obligation for scientists to respect ethical standards, which is guaranteed by public authorities.



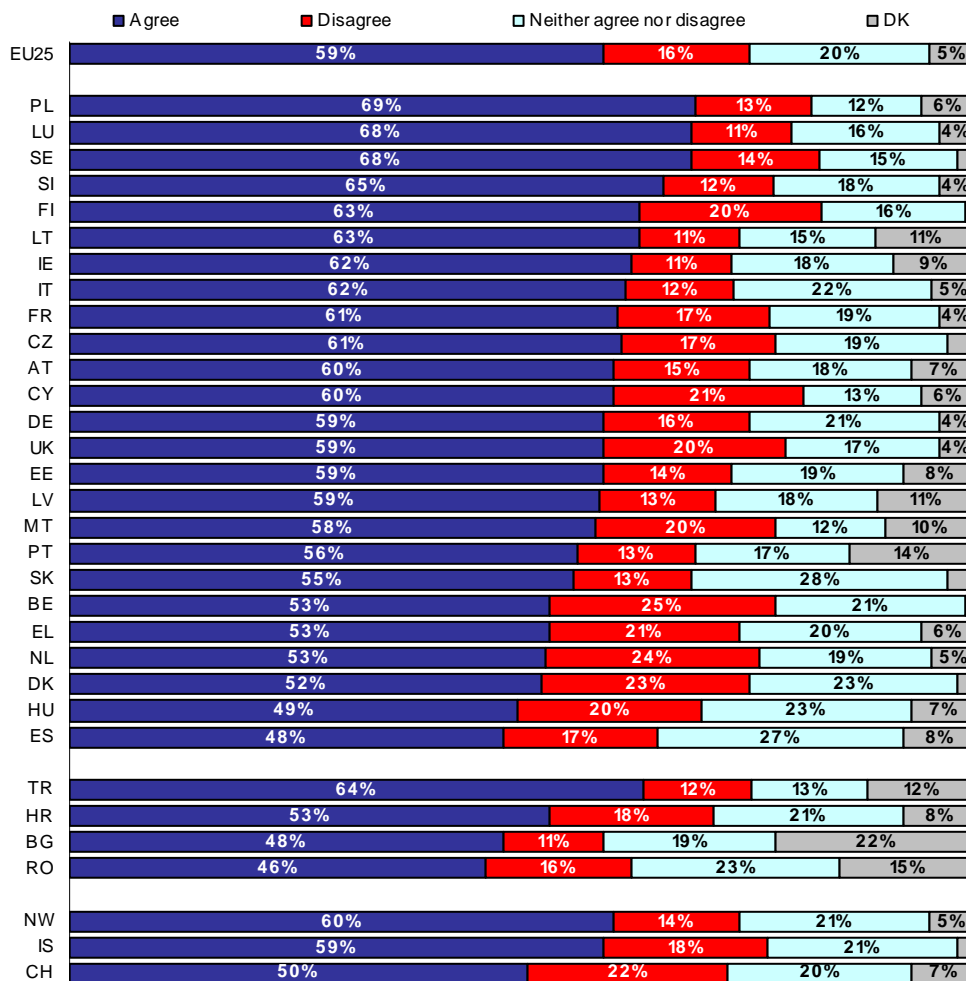
All European countries seem to largely agree with this statement.

Only Turkey has a slightly lower rate than the average, with 51% of respondents of this opinion.

- Scientists put too little effort into informing the public about their work -

A more pejorative perception of scientists points out that a majority of Europeans (59%) believe scientists put too little effort into informing the public about their work. A considerable number of Europeans also answer that they neither agree nor disagree with this statement.

"Scientists put too little effort into informing the public about their work"



Highest rates of agreement can be found in Poland (69%), Luxembourg (68%) and Sweden (68%). Slovenia and Turkey follow with respectively 65% and 64% of citizens agreeing.

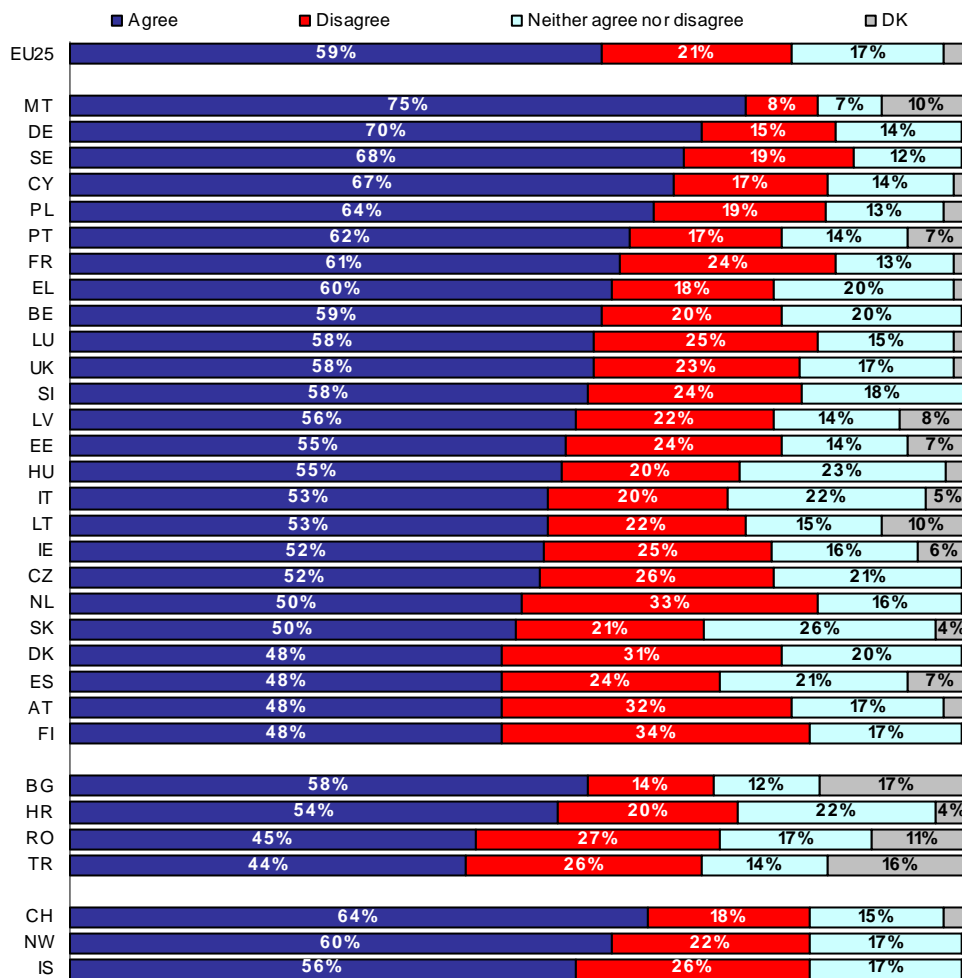
The lowest rates of persons agreeing with this statement are found in Romania (46%), Bulgaria (48%), Spain (48%) and Hungary (49%), where less than a majority show agreement with this statement.

- Because of their knowledge, scientists have a power that makes them dangerous -

The image of scientists in Europe can also take more pessimistic forms. A majority of 59% of European citizens indicates that **scientists, due to their knowledge, have a power that makes them dangerous**. In a survey in 1992, the result for the same statement gave identical rates of agreement (59%).

As we saw earlier, Europeans are willing to let scientists research as much as they like as long as they respect ethical standards, but at the same time, Europeans fear that scientists may have too much power which makes them potentially dangerous.

"Because of their knowledge, scientists have a power that makes them dangerous"



Certain countries perceive this danger somewhat more than others. Citizens agreeing most with this statement are found in Malta (75%) and Germany (70%).

On the other hand, citizens in Turkey (44%) and Romania (45%) seem the least worried about this issue. Respondents in Finland, Austria, Spain and Denmark (all at 48%) are also less than a majority to agree with this statement.

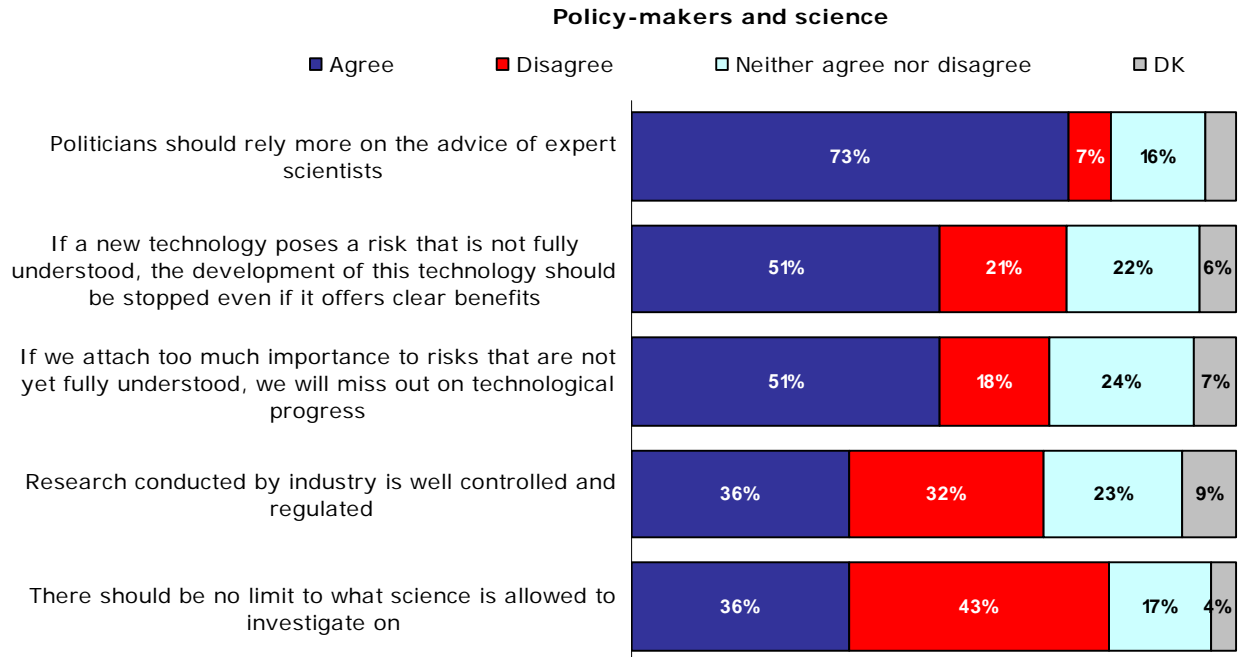
The older populations, those with a lower level of education as well as people living in rural villages are the most numerous to show this fear.

4.2. Policy-makers and science

Source questionnaire: Q.14, Q.15

In this second chapter we will look at how Europeans perceive the relation between policy-makers and the field of science.

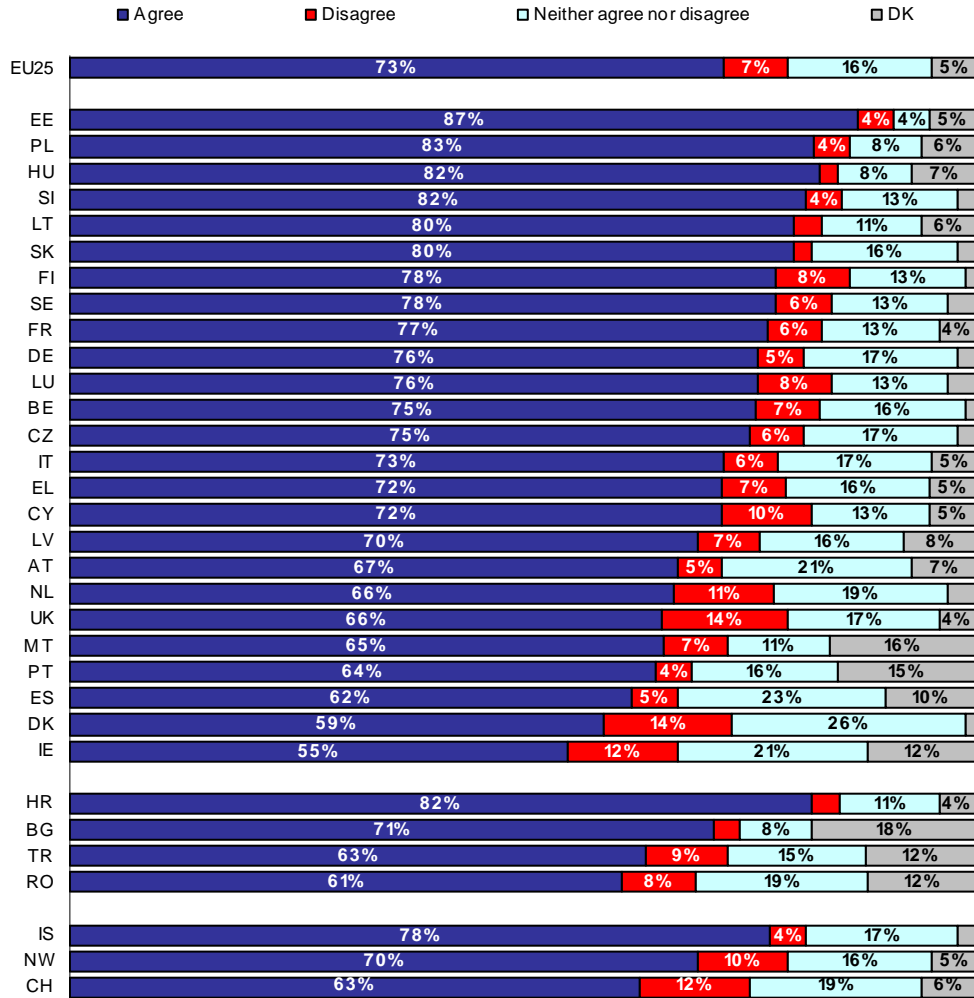
What role do public authorities play with regard to scientific development? How much should they intervene in scientific research in order to control and regulate the field? We will see what opinions emerge from the European public opinion on these issues.



- Politicians should rely more on the advice of expert scientists -

Europeans also consider that scientists should be more relied upon by politicians when it comes to expert advice. 73% of Europeans in the EU are of this opinion. This points to the fact that citizens have high esteem for scientists' judgments and believe therefore that policy-makers should consult them for their expertise.

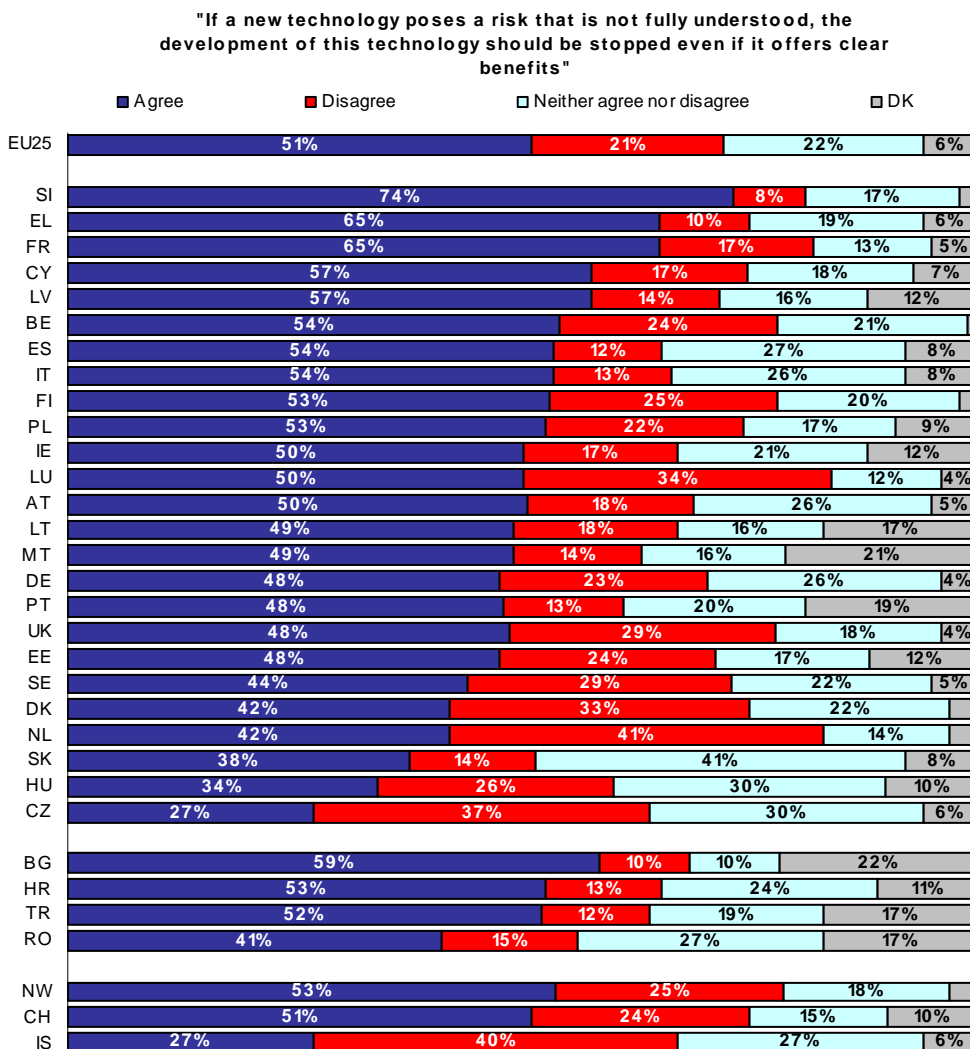
"Politicians should rely more on the advice of expert scientists"



Again all countries seem to be of the same opinion. Only Ireland has a somewhat lower rate with 55% of its citizens agreeing with this statement. Denmark is also slightly less convinced by this statement.

- Development of a new technology should be stopped if it poses a potential risk -

Every second European agrees that **if a new technology poses a risk that is not fully understood, the development of this technology should be stopped even if it offers clear benefits**. Here again, citizens clearly point to the idea of scientific research being regulated and controlled in order to avoid any such risks.



If we look at the individual country results however, we can note that opinions are somewhat divided.

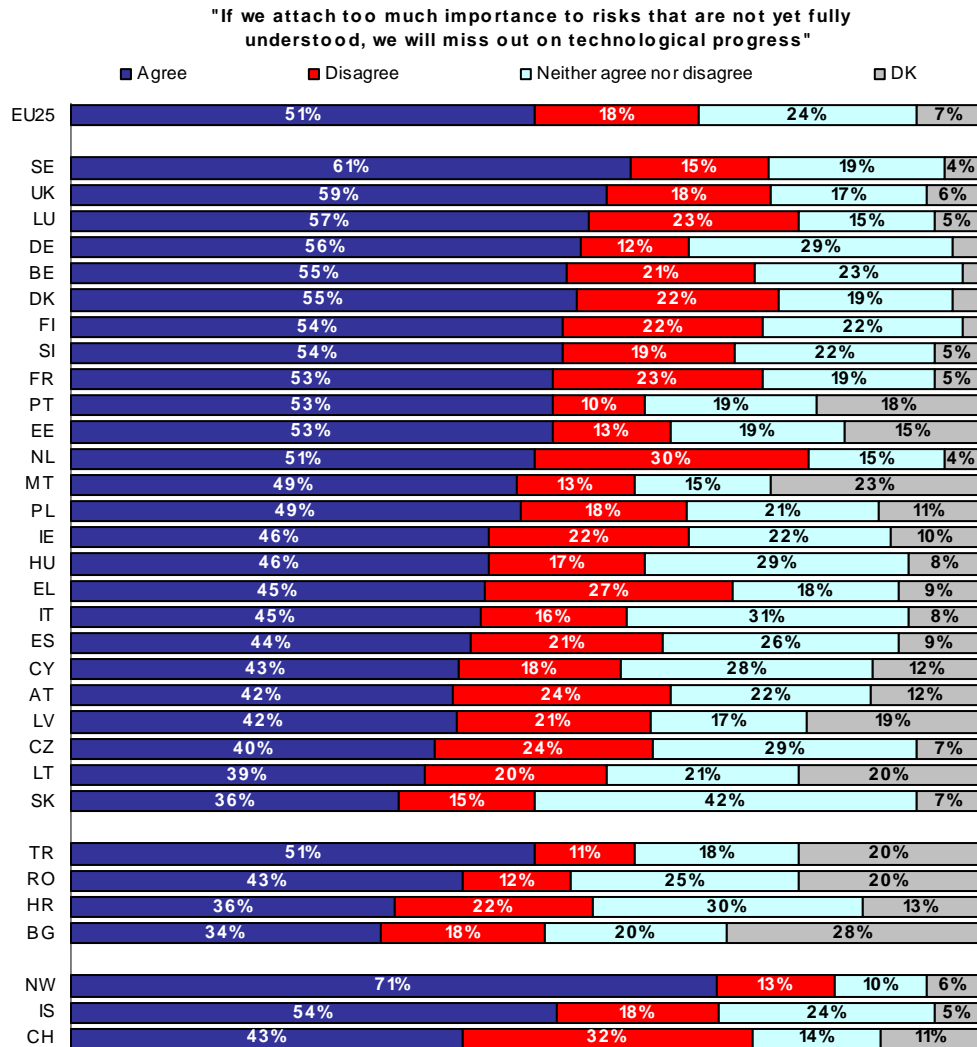
Citizens in Slovenia are the most to agree with the halting of any technology development if it poses a risk, at a rate of 74%. This rate is 23 percentage points above the EU 25 average. Greece and France follow with an equal rate of 65%.

On the other hand, we can see that the Czechs and the Icelanders are far fewer to have the same opinion (27%). Hungarians (34%), Slovaks (38%) and Romanians (41%) also show less agreement.

Women and older populations seem to be the most cautious populations and tend to agree the most with this statement.

- If too much importance attached to risks that are not yet fully understood, we will miss out on technological progress -

At the same time however, a majority of Europeans also indicates that technological progress will be slowed down if risks that are not yet fully understood receive too much importance. This is somewhat contradictory to what we saw above namely that if there is a potential risk, the development of new technologies should be stopped. Clearly, a balance needs to be found in Europe between a push towards the development of new technologies and risk prevention.



The Norwegians (71%) and the Swedes (61%) are the most convinced by this issue of technological development related to the risk factor. The Bulgarians, the Slovaks, the Croatians and the Lithuanians on the other hand are far less numerous to agree with this point.

Men, the highly educated, managers and those living in large towns have the highest levels of agreement.

The cross-tabulation²¹ of the item about the precautionary approach (Q15b6) and the item about the possibility of missing technological progress due to attaching too much importance to risks (Q15b7) shows the following:

Q15b7. If we attach too much importance to risks that are not yet fully understood, we will miss out on technological progress	Q15b6. Precautionary Approach		
	Agree	Disagree	Neither agree nor disagree
Agree	54%	67%	39%
Disagree	24%	19%	9%
Neither agree nor disagree	18%	13%	49%

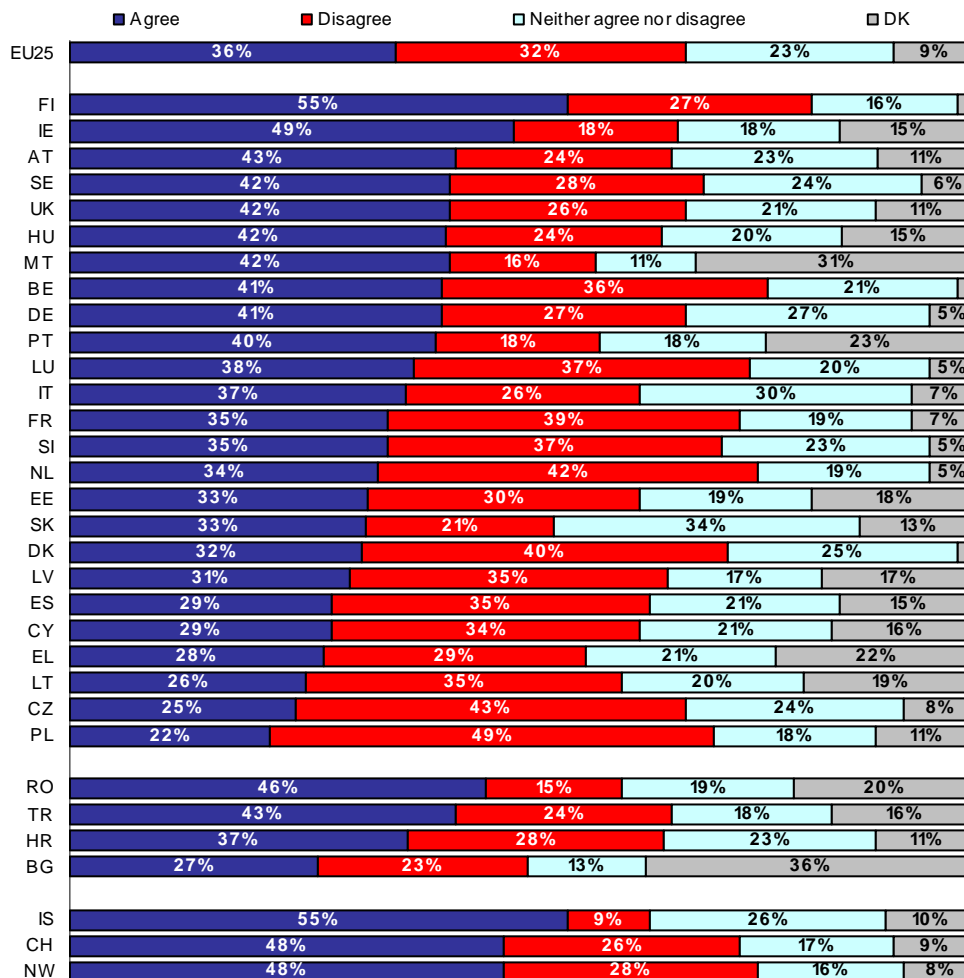
- A majority of respondents agreeing with the precautionary approach (54%) also believe that if we attach too much importance to risks that are not yet fully understood, we will miss out on technological progress. In other words, they consider that the development of a technology should be stopped if it poses risks but they realize at the same time that giving too much importance to these risks could prevent the technological progress.
- A quarter of respondents approving the precautionary approach (24%) assume that attaching too much importance to risks does not threaten the technological progress. This population favours the most the precautionary approach.
- We also note that about two-thirds of the respondents who disagree with the precautionary approach fear that attaching too much importance to risks could prevent the technological progress (67%). These respondents seem clearly in favour of the development and the progress of technologies even if there are risks involved.
- Four respondents out of ten who do not have an opinion about the precautionary approach (neither agree nor disagree with it) consider however that if we attach too much importance to risks that are not yet fully understood, we will miss out on technological progress (39%).

²¹ Q15b6: "If a new technology poses a risk that is not yet fully understood, the development of this technology should be stopped even if it offers clear benefits."
crossed with
Q15b7: "If we attach too much importance to risks that are not yet fully understood, we will miss out on technological progress."

- Research conducted by industry is well controlled and regulated -

Europeans are divided on whether research conducted by industry is well controlled and regulated. 36% agree while 32% disagree with this statement.

"Research conducted by industry is well controlled and regulated"



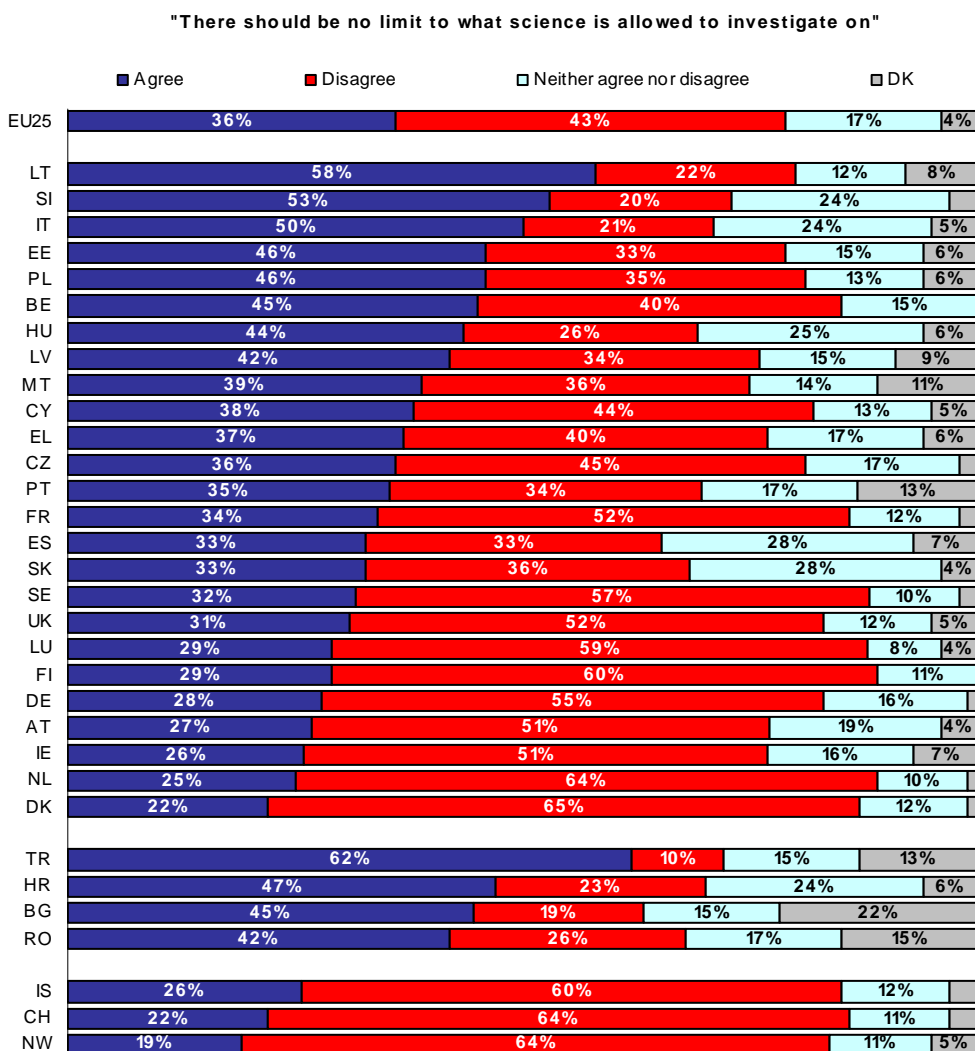
People in Finland and Iceland seem to be the most convinced citizens by this statement. They are the only countries where a majority of its citizens are in agreement (55%).

Finland is known for being very advanced in terms of new technology development, and this may perhaps explain why its citizens seem so sure about industrial research being well controlled and regulated there.

The Poles (22%) however seem far less certain of the good regulation and controlling of industrial research in their country. This is also the case for the Czech Republic (25%), Lithuania (26%) and Bulgaria (27%), where very low rates of agreement are found.

- There should be no limit to what science is allowed to investigate on -

Although they are quite divided on the issue whether there should be no limit to what science is allowed to investigate on, slightly more citizens tend to disagree with this statement. As we saw earlier, Europeans would like public authorities to ensure that scientists respect ethical standards when conducting research. This is the limit which citizens would like to see imposed on scientists.



Citizens in the Scandinavia and the northern part of the EU as well as the EFTA countries seem most opposed to the idea that there should be no limits to scientific research. Citizens in Denmark lead this opinion with a rate of 65% disagreeing with this statement.

On the contrary, a clear majority of citizens in Turkey (62%) believe that there should actually be no limit to what science is allowed to investigate on. Most Lithuanians (58%), Slovenians (53%) and Italians (50%) are also of this opinion.

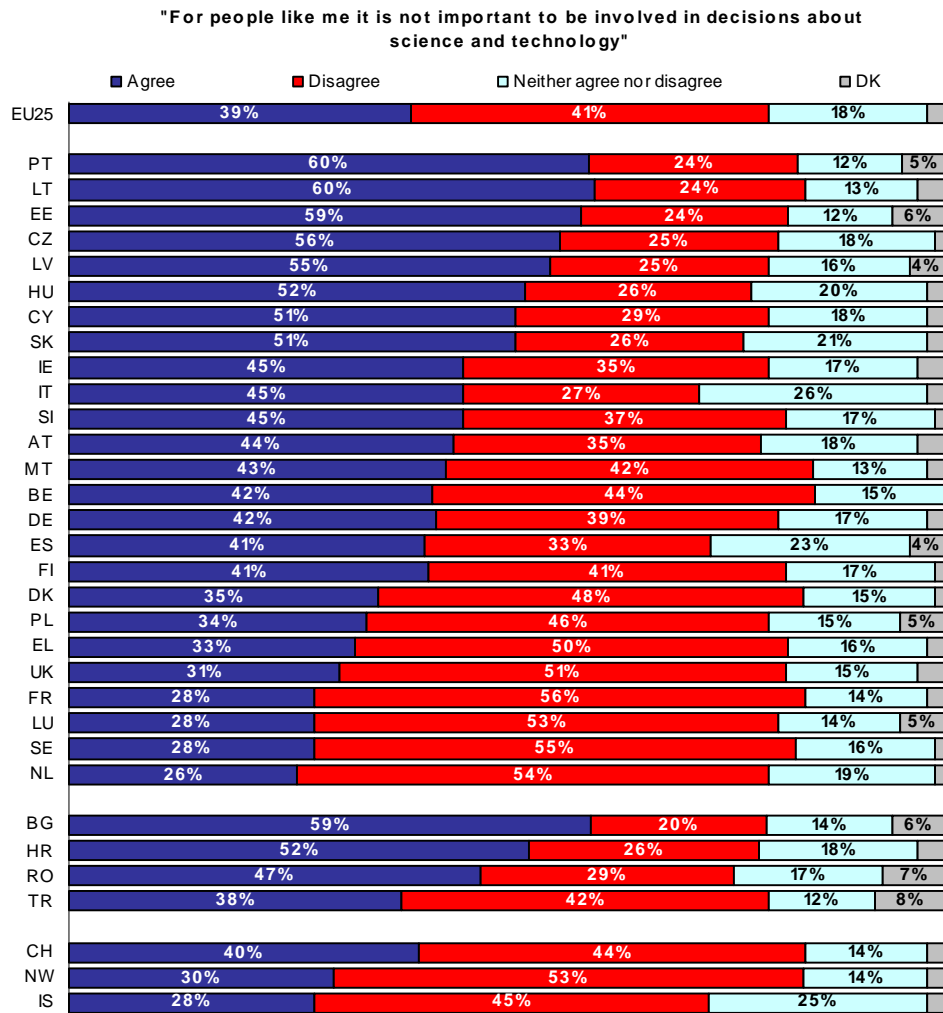
Men, those still studying, the self-employed and manual workers believe the strongest in this statement.

4.3. The public and the decision-making process in science and technology

Source questionnaire: Q.14

- *Although they are divided on whether they consider themselves personally important in the decision-making process... -*

Europeans are divided on whether they consider it important for them to be personally involved in decisions about science and technology. At the EU average, 39% indicate that they do not believe such an involvement on their behalf is important, while another 41% disagree and believe such an involvement is actually important.



Citizens in Portugal (60%), Lithuania (60%), Estonia (59%) and Bulgaria (59%) are the most numerous to indicate that their personal involvement in such decision-making is not important.

Persons who on the contrary believe that the involvement of simple citizens is indeed important in decisions about science and technology are mostly found in France (56%), Sweden (55%), the Netherlands (54%), Luxembourg (53%) and Norway (53%).

Men, the younger populations, the highly educated, students and managers show the most opposition to this statement.

When crossing the item observed above concerning the attitudes towards science with the level of scientific knowledge²² of respondents, we can note the following:

QA14a.1 For people like me it is not important to be involved in decisions about science and technology	EU25	Q10. Quiz – Level of scientific knowledge			
		Very poor scientific knowledge	Fairly poor scientific knowledge	Fairly good scientific knowledge	Very good scientific knowledge
Agree	39%	46%	53%	43%	30%
Disagree	41%	15%	24%	36%	53%
Neither agree nor disagree	18%	17%	16%	20%	17%

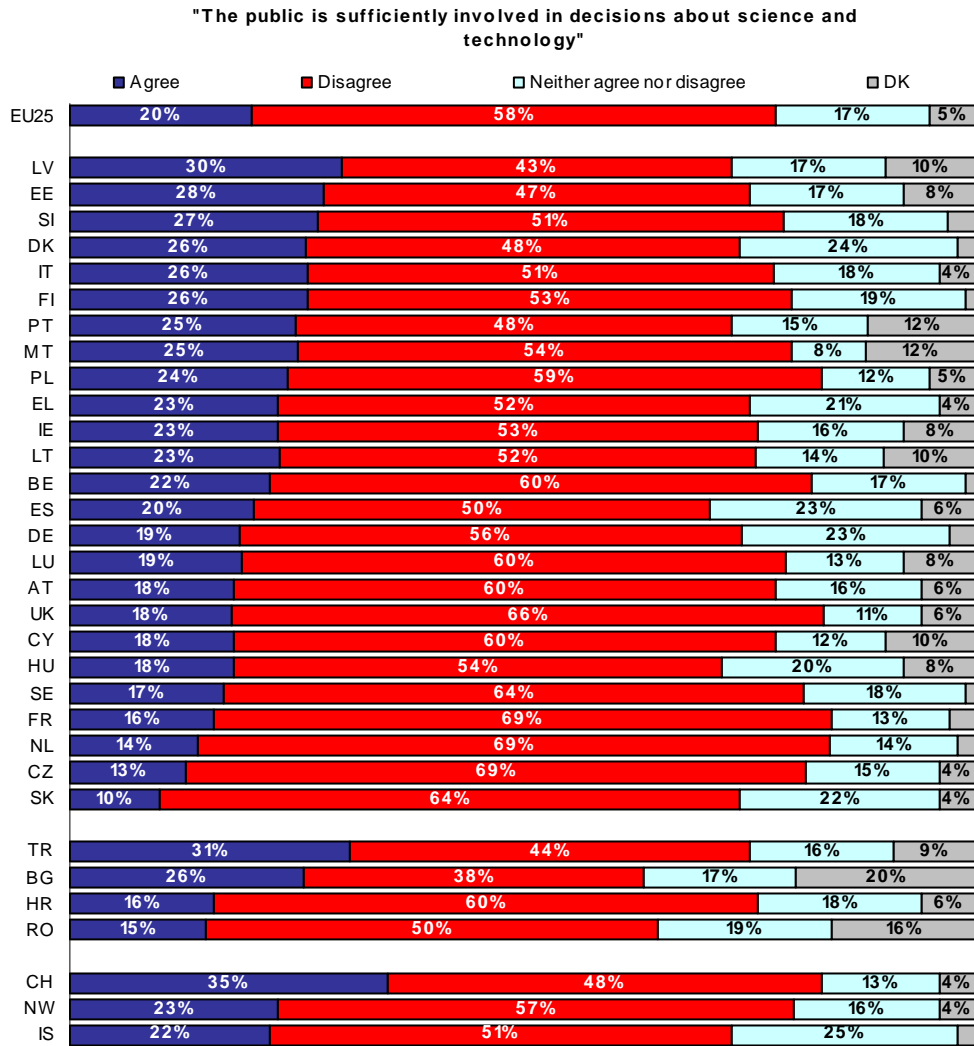
- As a general comment we can say that the lower one is situated in the level of scientific knowledge the more one agrees with this item. On the opposite, the more scientific knowledge is demonstrated by respondents, the more they consider that it is important for them to be involved in decisions about science and technology (varying from 15% of the respondents having a very poor scientific knowledge to 53% of those having a very good scientific knowledge). In other words, people who know a lot about this field consider their personal involvement in the decision-making process on science and technology to be important.
- However, we note that three out of ten respondents who have a very good scientific knowledge consider that their personal involvement is not important in the decisions about science and technology (30%). Even if they know a lot in this field, they do not show any particular wish to actively participate.
- Among the respondents who demonstrated a poor scientific knowledge (very and fairly), if a majority agrees that it is not important for them to be involved in decisions about science and technology (46% and 53%), we note that a non-negligible percentage however disagrees that it is not important to be involved in decisions about science and technology (15% and 24%). So, even if these respondents do not know a lot about science and technology, they nevertheless consider that they could participate in the decisions in this domain.

²² QA14a1: Could you please tell me how much you agree or disagree with the following statement "For people like me it is not important to be involved in decisions about science and technology" ?
crossed with

QA10: Quiz. Scientific knowledge scale (see point 2.2 "level of knowledge")

- ...European citizens nevertheless express their wish to see the public more involved in decisions about science and technology –

However, a majority of Europeans considers that the public is not sufficiently represented when it comes to decisions about science and technology. Indeed, 58% of citizens in the European Union do not agree with the statement that **"the public is sufficiently involved in decisions about science and technology"**.



The biggest supporters of more public involvement in decisions on science and technology are found in France (69%), the Netherlands (69%) and the Czech Republic (69%).

Socio-demographic results do not show any significant discrepancies among the different categories.

5. Scientific studies and the role of women in science

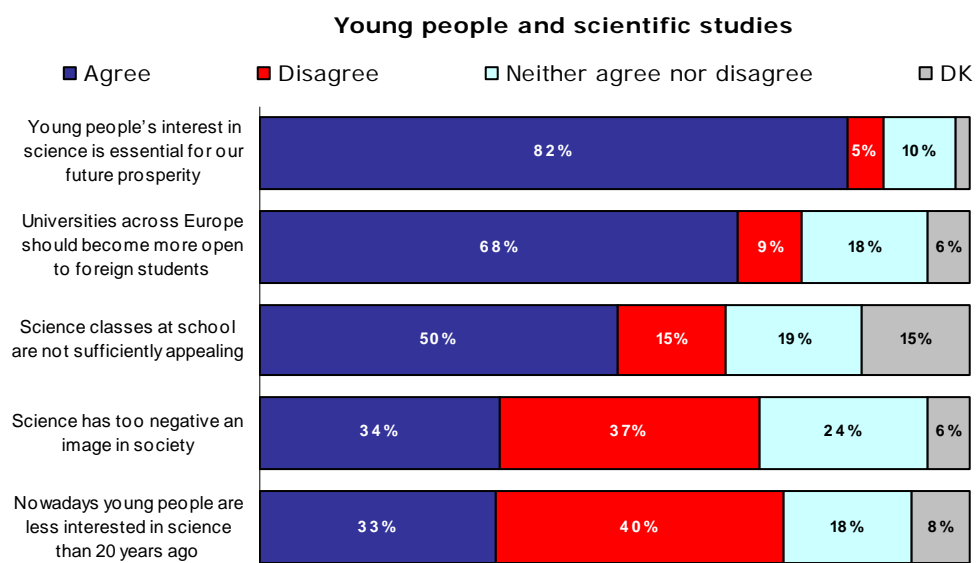
In this fifth part we will focus on scientific studies and the mobilization of young people as well as women to deploy their skills and talent for the benefit of science and research. With the drop in the number of students in scientific disciplines in recent years throughout Europe, and the general lack of integration of women in the scientific field it will be interesting to see to what extent European citizens are aware and acknowledge these problems.

We will first look at how Europeans perceive the role of young people with regard to science and whether there is a problem of mobilizing them towards scientific studies. In a second part we will look more specifically at the case of women in the field of science and the problem of equal opportunity and their under representation.

5.1. The importance of young people and scientific studies

Source questionnaire: Q.15

- Europeans acknowledge importance of the youth's role in science -



Respondents at the EU average are a large majority to be convinced of the fact that the relation between young people and science is essential for the future prosperity of Europe.

The importance of scientific studies and the acceptance of students from abroad in national universities is also favoured.

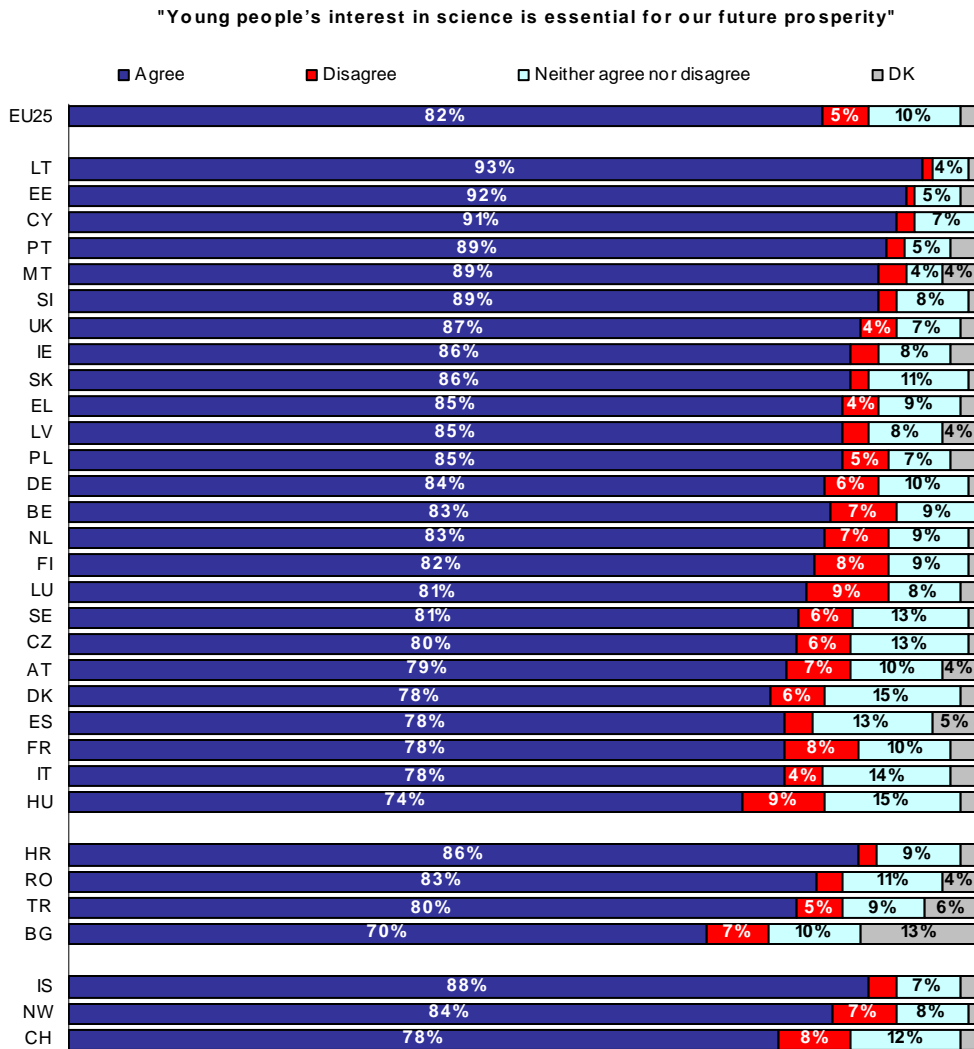
Europeans are also a majority to acknowledge that science classes at school are not sufficiently appealing. Perhaps this is a reason for the problem of mobilizing young people towards these disciplines?

Whether it is the fact that science has too negative an image in society that is the cause for a lack of scientific students does not seem to convince most Europeans who are rather divided on this issue.

Finally, we can see that Europeans do not believe that young people today are less interested in science than their parents, 20 years ago.

- Young people's interest in science is essential for our future prosperity -

An overwhelming majority at the average of the 25 EU Member States agrees that young people's interest is essential for our future prosperity. Indeed, 82% of respondents agree with this statement against only 5% who disagree.



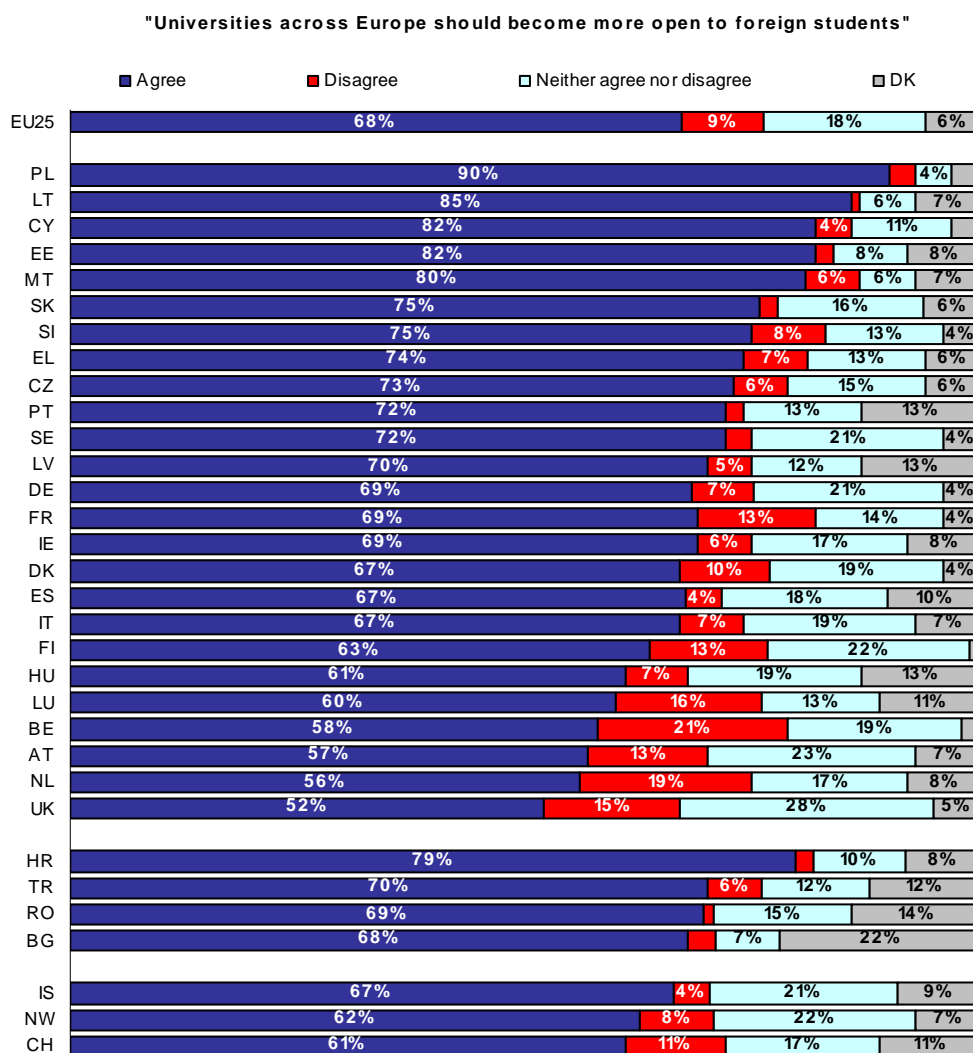
Country results show us that in every part of Europe the opinion on this question is identical.

Lithuanians (93%), Estonians (92%) and Cypriots (91%) are the most convinced by this fact with agreement rates above the 90% mark.

Men, the highly educated, those still studying, managers and persons living in large towns tend to agree the most with this statement.

- Universities across Europe should become more open to foreign students -

European citizens also strongly acknowledge the fact that it is important for universities in their country to welcome students from foreign countries. As we can see in the graph below, 68% of citizens in the European Union agree with this statement against only 9% who disagree.



The Poles seem to recognize this need the most since 90% indicate that they agree. We can also note that countries, which have the highest rates of agreement are in majority new Member States. It is also interesting to observe that Croatia has a significant rate of this opinion as well, and differentiates itself from the other Candidate countries.

The United Kingdom has the lowest rate of agreement although here as well we find a majority agreeing (52%). This is nevertheless due to the high rate of persons who say they neither agree nor disagree which represents over a fourth of the population. (28%).

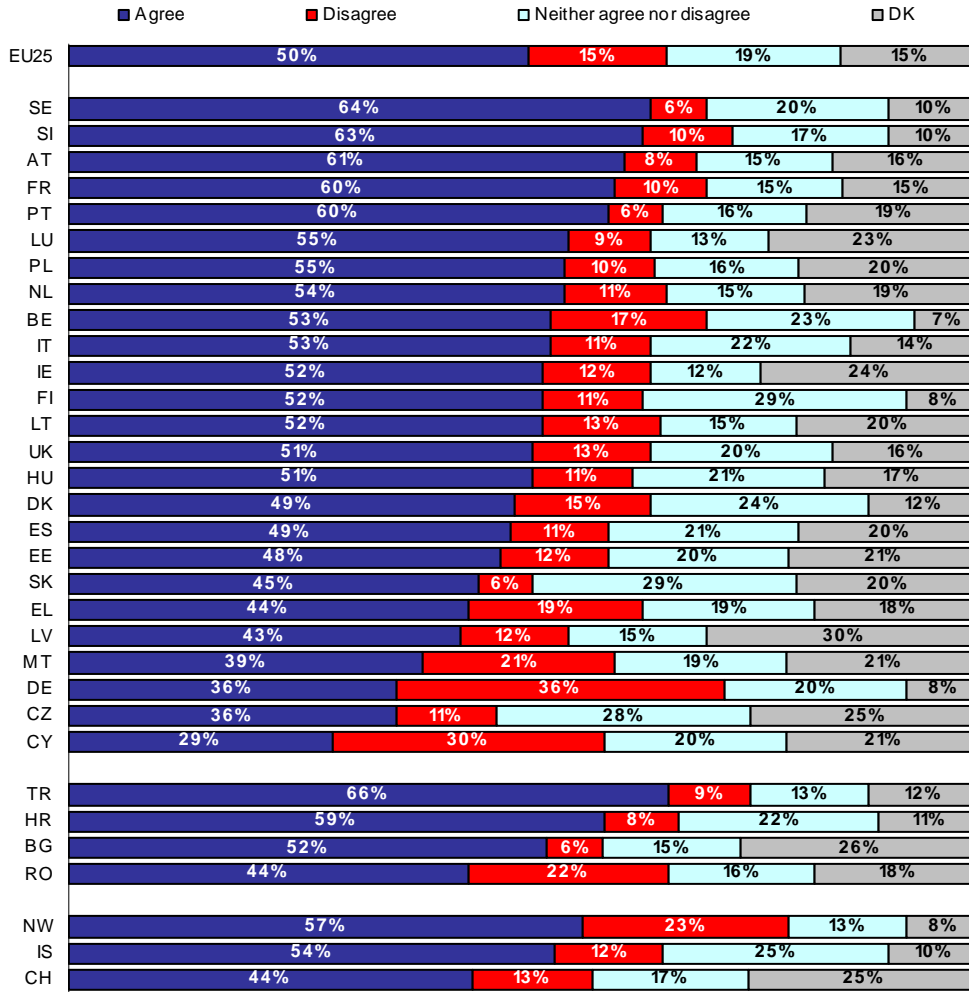
Belgium is in fact the country where we find the highest rate of disagreement to this statement, at 21%.

- Science classes at school are not sufficiently appealing -

Every second citizen (50%) in the European Union believes science classes, which are taught at school are not sufficiently appealing to pupils.

Only 15% disagree with this statement while 19% neither agree nor disagree.

"Science classes at school are not sufficiently appealing"



When we look at the country results, we can see that the Turks are the European citizens who acknowledge the most this fact, with a rate of 66%. Swedes and Slovenians follow with respectively 64% and 63%. Austria, France and Portugal also have rates above the 60% mark.

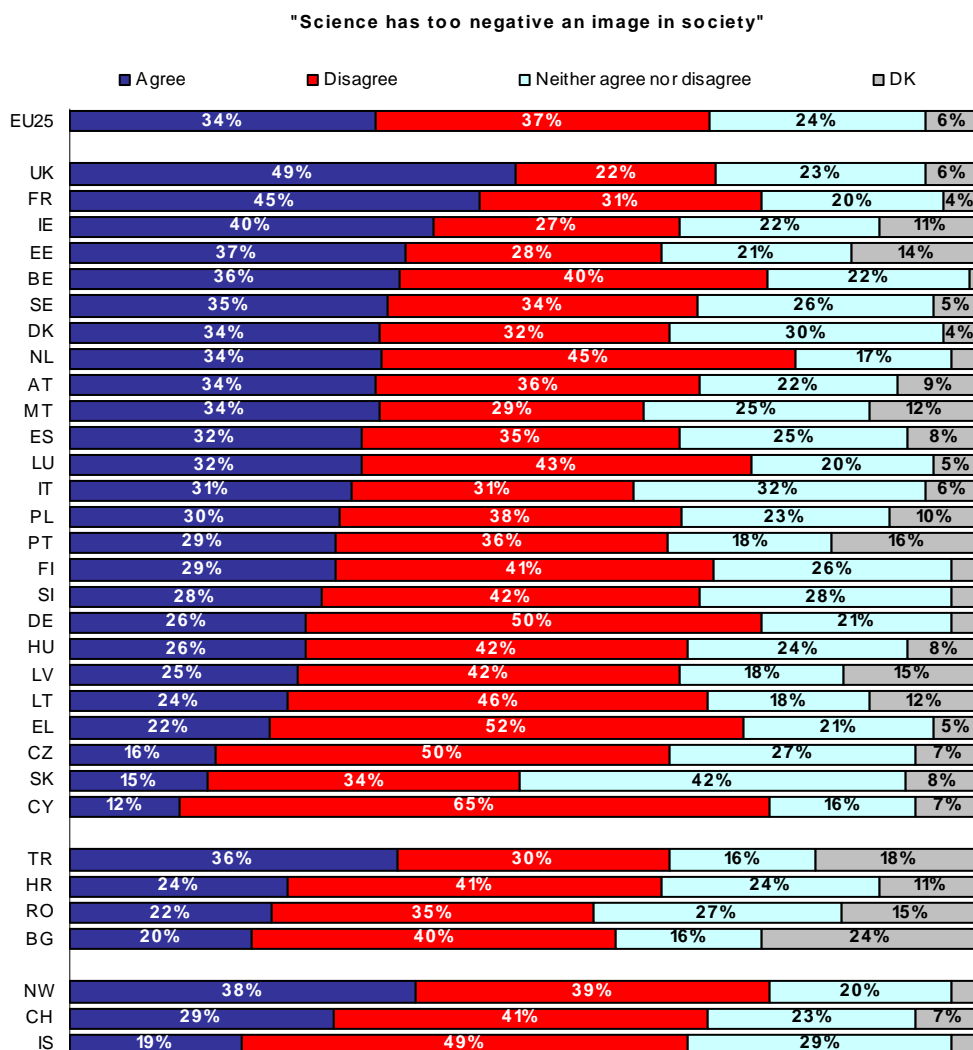
On the contrary, citizens in Cyprus are far less dissatisfied with science classes at school since only 29% agree with this statement.

The highest opposition to this idea is found in Germany where over one third of the citizens (36%) indicate that they disagree.

Populations aged 15 to 39, the highly educated, those still studying, the unemployed as well as people living in large towns agree the most that such science classes are not sufficiently appealing.

- Science has too negative an image in society -

A statement was read out to respondents stating that **"science has too negative an image in society"**, in order to see how Europeans consider this issue, which could perhaps explain the reason why young people are lesser attracted to scientific studies. Results show that citizens in the European Union are divided as to the image science has in society. 34% agree while 37% disagree. Another fourth of citizens say they neither agree nor disagree (24%).



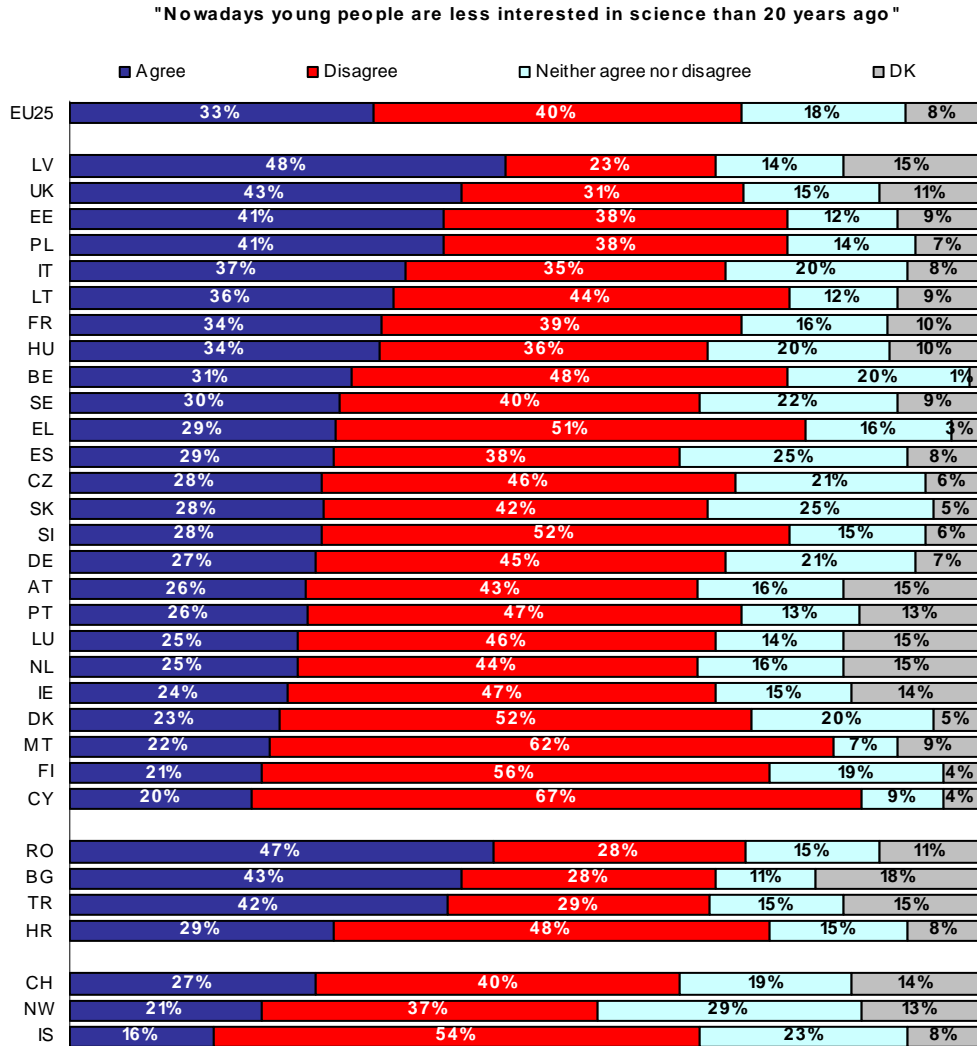
Citizens in the United Kingdom are the most numerous to believe that science has, in fact, a too negative image in society, with close to every second respondent indicating this (49%). The French and the Irish follow with respectively 45% and 40%.

The Cypriots on the other hand, are strongly against this statement since 65% of them disagree and do not believe science's image is too negative. The Greeks (52%), the Germans (50%) and the Czechs (50%) are also a majority to show disagreement. Iceland also shows a considerable rate (49%) joining this opinion.

Men, the highly educated and managers tend to disagree the most.

- Nowadays young people are less interested in science than 20 years ago -

With a relative majority reaching 40%, Europeans do not think that young people today are less interested in science than was the case 20 years ago. However, one third of EU citizens does indicate that they agree in this lack of interest in science among young people today compared to the past.



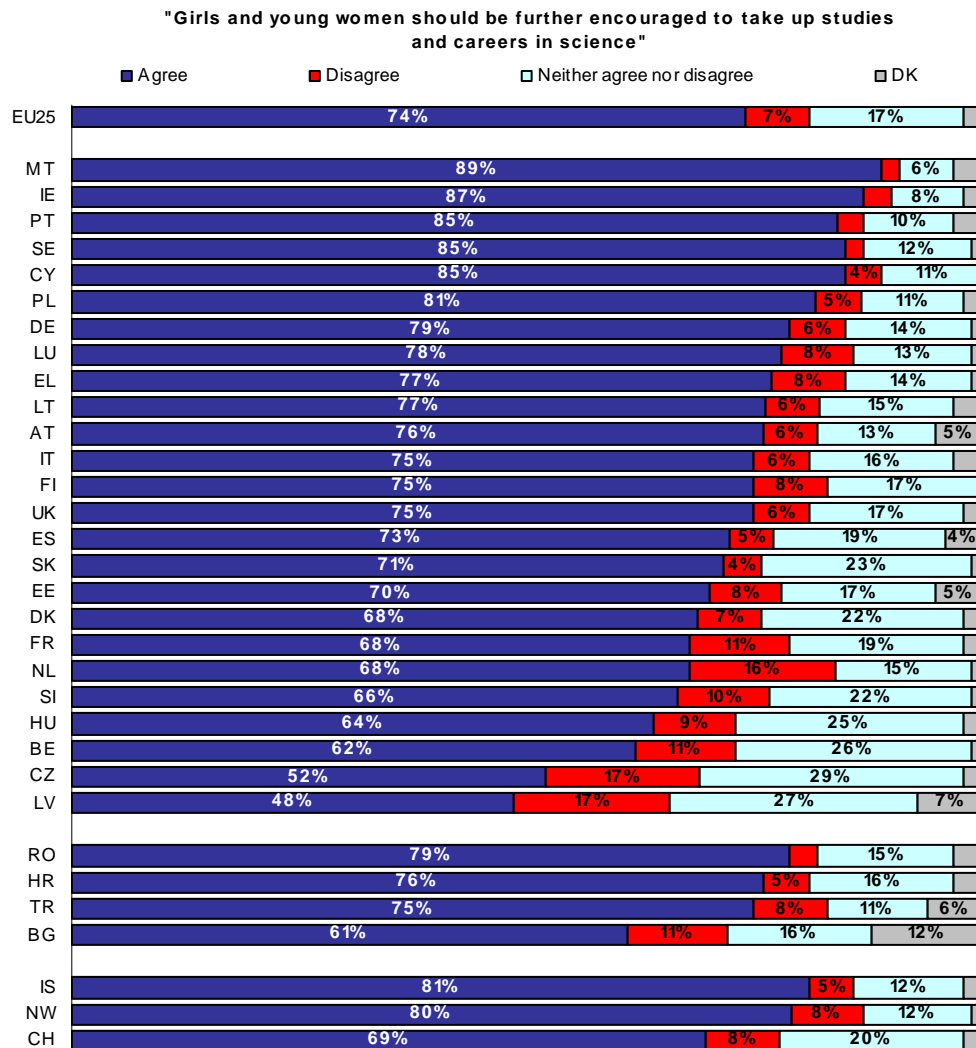
Those who disagree are to be found mostly in Cyprus (67% disagreeing) and Malta (62% disagreeing). A majority is also of this opinion in Finland (56%), Iceland (54%), Denmark (52%), Slovenia (52%) and Greece (51%).

On the other hand, close to a majority of citizens in Latvia (48%), Romania (47%), the United Kingdom (43%) and Bulgaria believe that this lack of interest today actually exists.

5.2. Women and the field of scientific research

- An overwhelming majority in favour of seeing more women in the field of science -

Three out of four EU citizens believe that girls and young women should be further encouraged to take up studies and careers in science. Only a very small minority (7%) indicates the opposite. However, we should note the very ambiguous response of those who neither agree nor disagree, which represents 17% of EU citizens.



The Maltese (89%) and the Irish (87%) show the highest support to this statement. Portugal, Sweden, Cyprus, Poland, Iceland and Norway follow with rates above the 80% mark.

Latvia stands out with by far the lowest rate of agreement since less than one out of two citizens (48%) in this country believe young women should be encouraged to enter the field of science. This rate is 26 percentage points below the EU average. Indeed, 17% of Latvians disagree with the statement while another 27% neither agree nor disagree. The Czechs follow with similar opinions.

We will look more closely at the socio-demographic results for respondents who answer neither agree nor disagree in this statement.

	Neither agree nor disagree
EU25	17%
Sex	
Male	17%
Female	16%
Age	
15-24	21%
25-39	20%
40-54	16%
55 +	12%
Household composition	
1	14%
2	14%
3	19%
4+	19%
Place of birth	
Surveyed country	17%
EU	13%
Europe outside EU	11%
Outside Europe	20%
Respondent occupation scale	
Self- employed	20%
Managers	17%
Other white collars	19%
Manual workers	19%
House persons	17%
Unemployed	15%
Retired	12%
Students	17%
Subjective urbanisation	
Rural village	18%
Small/mid size town	15%
Large town	16%

Results show that respondents who tend to answer that they neither agree nor disagree that girls and young women should be further encouraged to take up studies and careers in science are somewhat more often:

- younger people aged 15 to 39
- People living in household composed of three or more inhabitants
- People with their place of birth outside Europe
- The self-employed, other white collar workers and manual workers
- People living in rural villages

6. European scientific research

In this sixth and final part of the report we will focus on scientific research issues specific to Europe and the European Union.

First we will see to what extent Europeans perceive the effectiveness of scientific research carried out at the level of the European Union compared to national research.

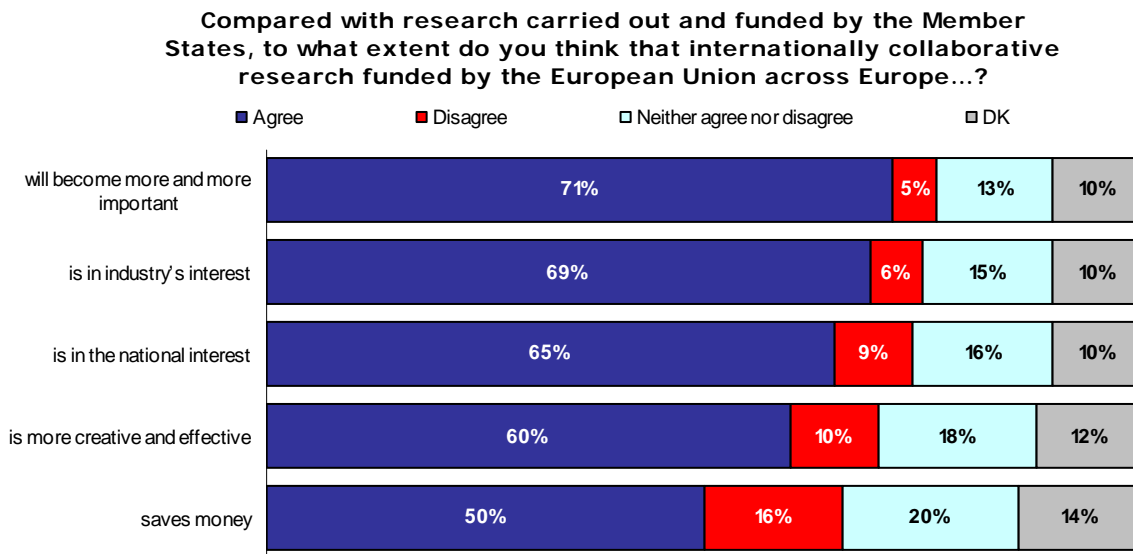
Then, we will look more into detail at some specific issues that concern European scientific research and see what opinions Europeans have on these.

Finally, we will observe whether Europeans believe their continent is ahead, behind or at the same level as the United States with regard to the field of science and technology.

6.1. Effectiveness of scientific research in the European Union

Source questionnaire: Q.16

- Widespread agreement that collaboration of research at the EU level is effective -



European citizens are a majority to show agreement for each statement concerning the advantages of collaborative research funded by the European Union compared to research at a national level.

First of all, 71% believe that such collaboration of research at an EU level will become more and more important.

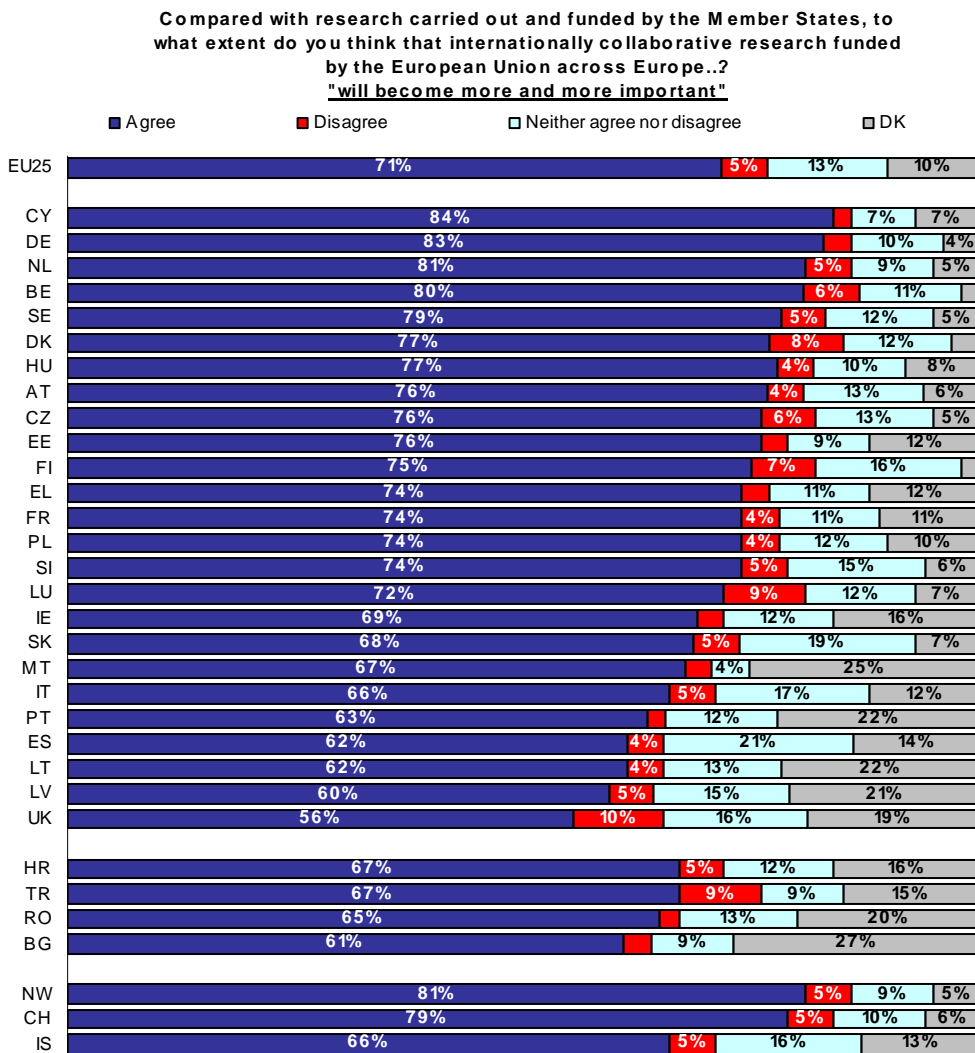
Then, we can see that Europeans believe most strongly that such collaboration of research will be in the interest of the industry, at 69% of this opinion. And it will also be of national interest as claim 65% of citizens.

These advantages are due to the fact that such collaborative research funded by the EU across Europe is more creative and effective than that carried out and funded by each Member State on their own, as 60% of Europeans agree.

Finally, one in two Europeans believes collaborative research at EU level will save money.

- Collaborative research funded by the EU will become more and more important -

This is the statement with which European citizens are most numerous to agree. Close to three out of four Europeans believe such EU collaboration of research will become more and more important.



In each European country we can observe that a majority of citizens agrees with this opinion.

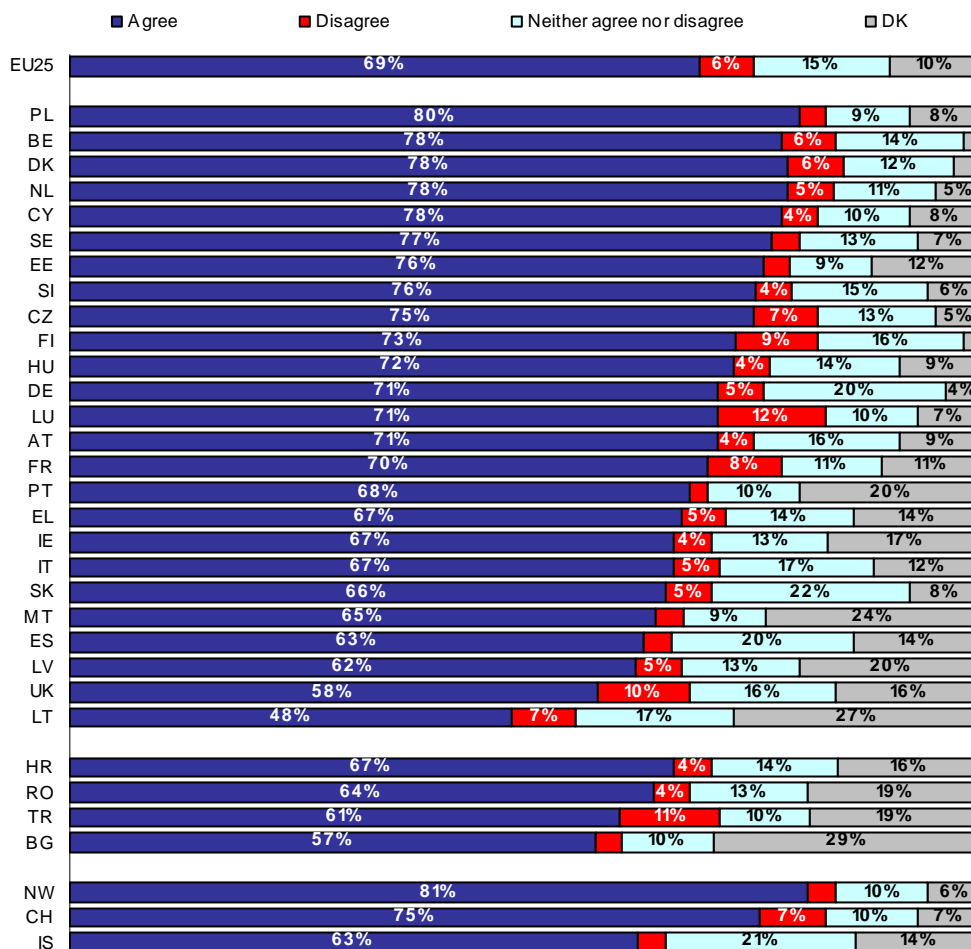
The Cypriots (84%), followed by the Germans (83%), the Dutch (81%), the Norwegians (81%) and the Belgians (80%) are the citizens who believe most strongly in this aspect.

The citizens of the United Kingdom on the other hand seem more reluctant since only a slight majority (56%) agrees with this opinion. Latvians and Bulgarians follow with similarly lower rates (respectively 60% and 61%).

- Collaborative research at EU level is in industry's interest... -

Another clear majority (69%) of Europeans confirms that the industry will benefit from such research at EU level.

**Compared with research carried out and funded by the Member States, to what extent do you think that internationally collaborative research funded by the European Union across Europe..?
"is in industry's interest"**



The Norwegians and the Poles agree the most with such benefits to industry, with respectively 81% and 80% agreeing.

Lithuanian's however are less than a majority to acknowledge such positive influence of EU leveled collaboration of research for the industry (48%). This result can be explained by the high level of non-responses, which makes up for one fourth of the Lithuanian population (27%).

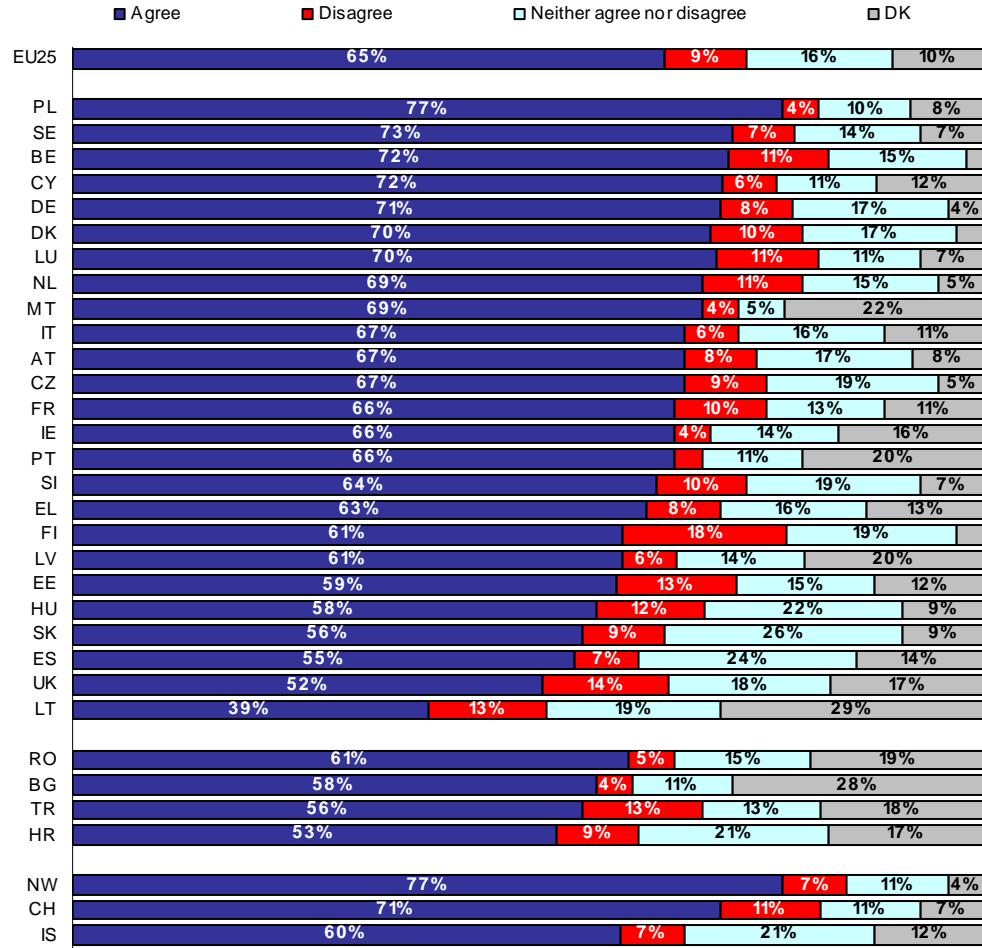
The United Kingdom also has a lower agreement rate (58%) than the EU average.

We can also note that all four Candidate countries have agreement rates below the EU average.

- ...as well as in the national interest -

Such collaborative research at the EU level is also in the national interest as 65% of citizens in the European Union claim.

Compared with research carried out and funded by the Member States, to what extent do you think that internationally collaborative research funded by the European Union across Europe...?
 "is in the national interest"

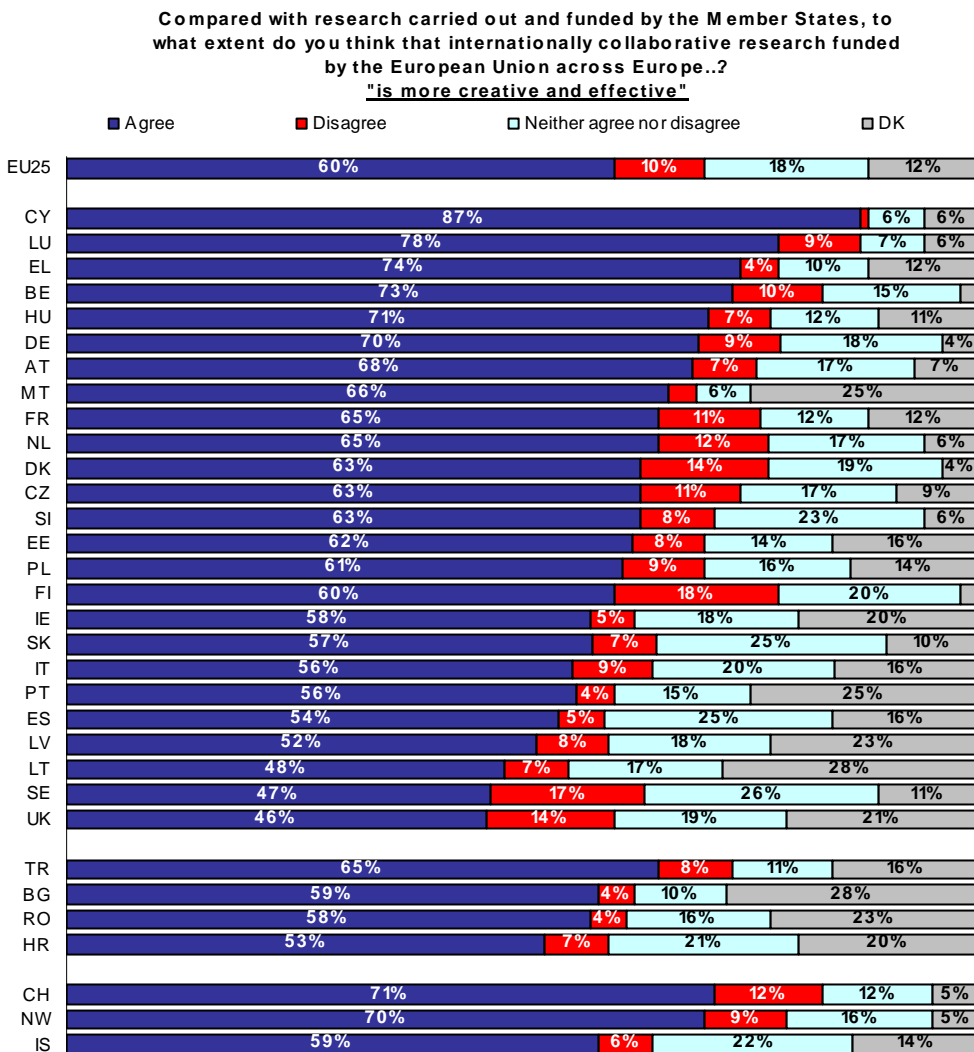


Again we can observe that the Lithuanians stand out for their difference of opinion on this matter. Only 39% of Lithuanians consider research collaboration at EU level to be in the nation's interest. A rate which is 26 percentage points below the EU average. This low level can once again be explained by the high rate of non-responses reaching 29%.

All of the other European countries have a majority agreeing with this statement. Norway (77%) and Poland (77%) once again come out on top.

- Collaborative research at the EU level is more creative and effective -

Most Europeans (60%) recognize the fact that research, which is done in collaboration with the different Member States and funded by the EU, is also more creative and effective than research carried out at the national level.



The Cypriots are the most enthusiastic about this aspect, with 87% agreeing. This rate is 27 percentage points above the EU average.

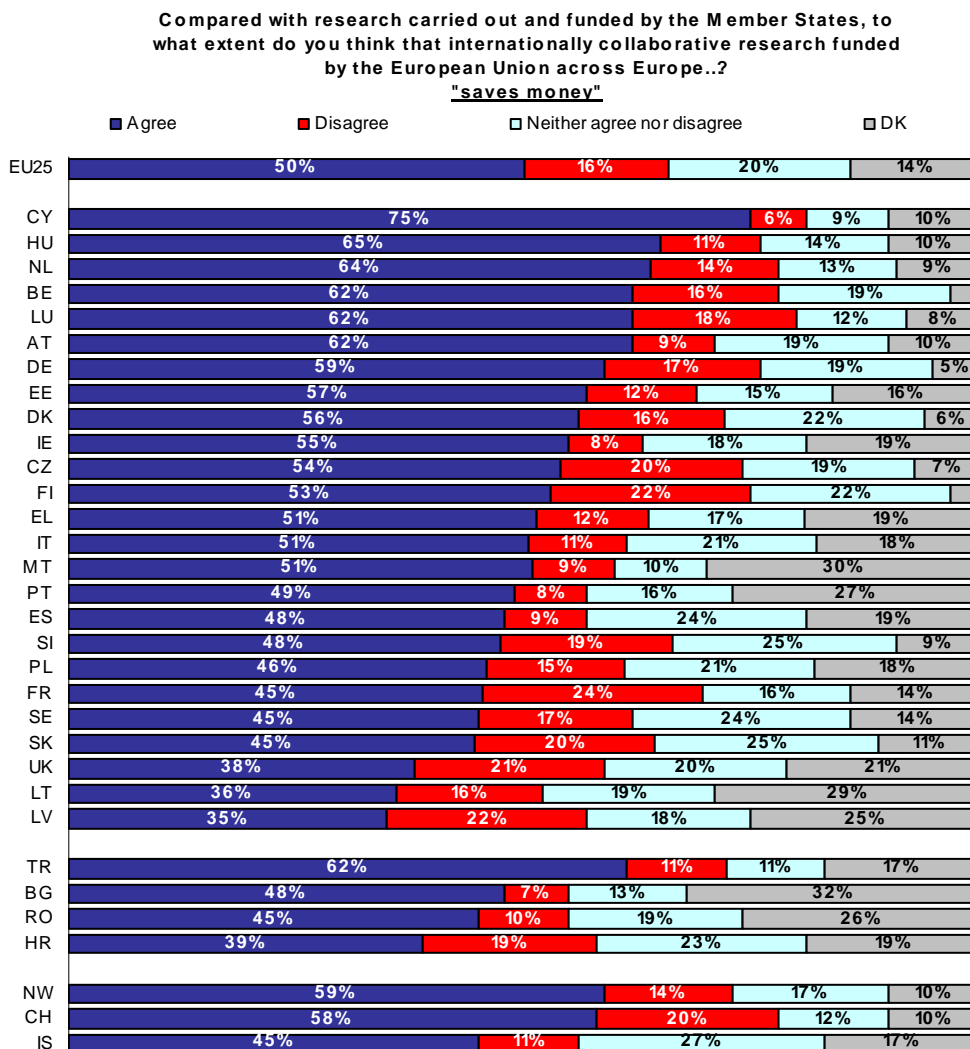
Luxembourg, Greece, Belgium, Hungary, Switzerland, Norway and Germany also have high rates of agreement above the 70% mark.

In three countries however, namely the United Kingdom, Sweden and Lithuania, less than a majority of citizens see more efficiency and creativity in such an EU collaboration.

Furthermore, we should point out that Finland (18%) and Sweden (17%) have the highest rates of disagreement. The fact that these two countries are very advanced in their scientific research at national level may explain these results.

- Collaborative research at EU level will save money -

Finally, we can see that EU citizens are a slight majority (50%) to see the benefit of money savings from collaborative research at the EU level. Nevertheless, 16% disagree and 20% neither agree nor disagree with this positive aspect.



Again, three out of four Cypriots acknowledge this positive side of research at EU level. This rate is 25 percentage points above the EU average.

Nevertheless, not all European countries are so certain of this aspect since Latvia, Lithuania, the United Kingdom and Croatia all show agreement rates below the 40% mark.

When looking at the results for the Candidate countries, we can see that Turkey differentiates itself with its rather high agreement rate (62%) compared to the other three countries.

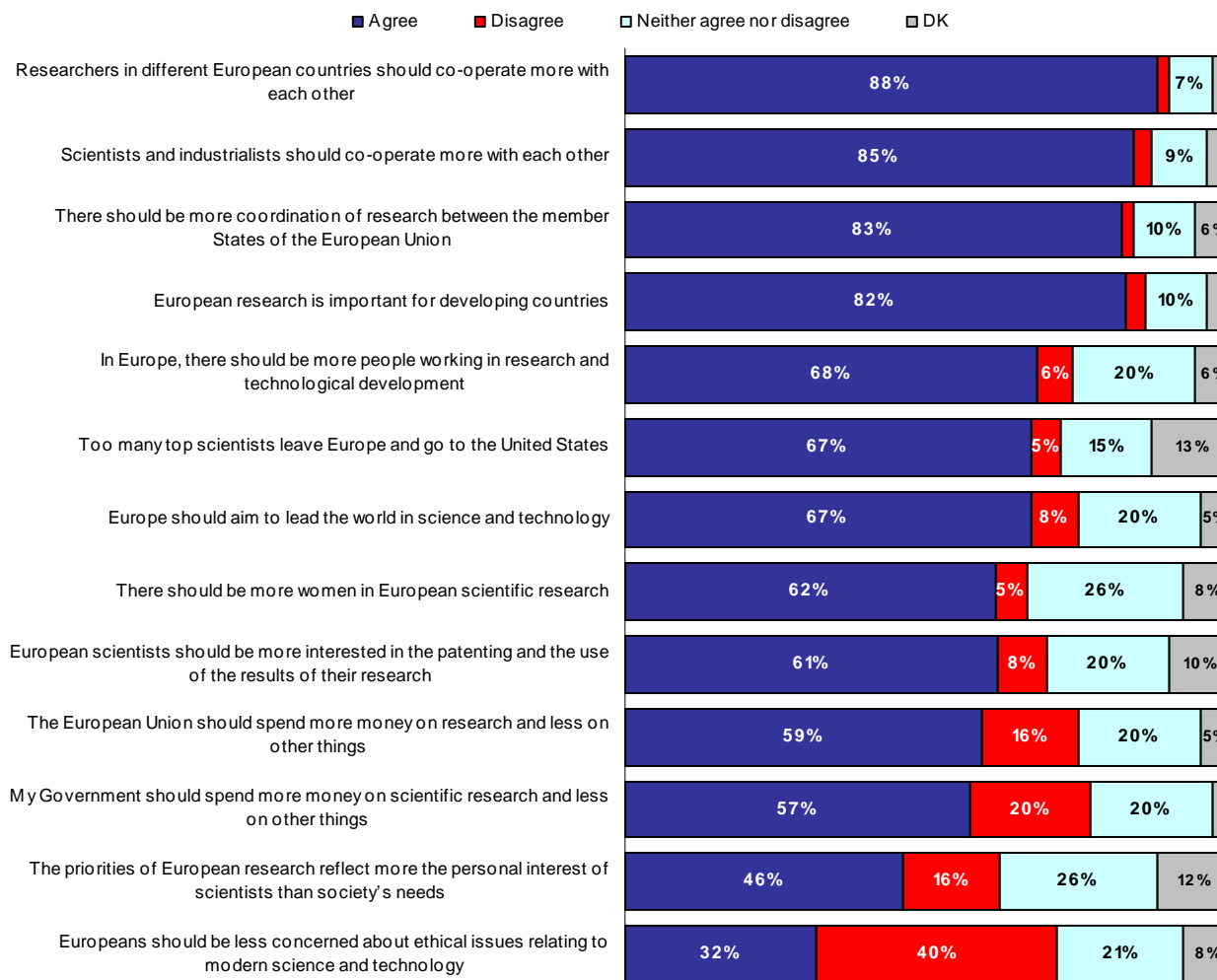
Among the EFTA countries, while Norway and Switzerland have a majority agreeing, this is not the case in Iceland.

6.2. Issues regarding scientific research in Europe

Source questionnaire: Q.17

We will look at a series of statements presented to respondents concerning issues related to scientific research in Europe and the role of the European Union.

Could you please tell me if you tend to agree or disagree with each of the following statements?



As we saw in the previous chapter, a collaboration of research at EU level is much supported by the European citizens. Here again, almost 9 out of ten EU citizens agree that **researchers in different European countries should cooperate more with each other**.

Country results show that this opinion is widespread and supported throughout all European countries. Turkey, with a rate of 69% shows somewhat less decisiveness on this aspect although here as well a clear majority stands behind this idea.

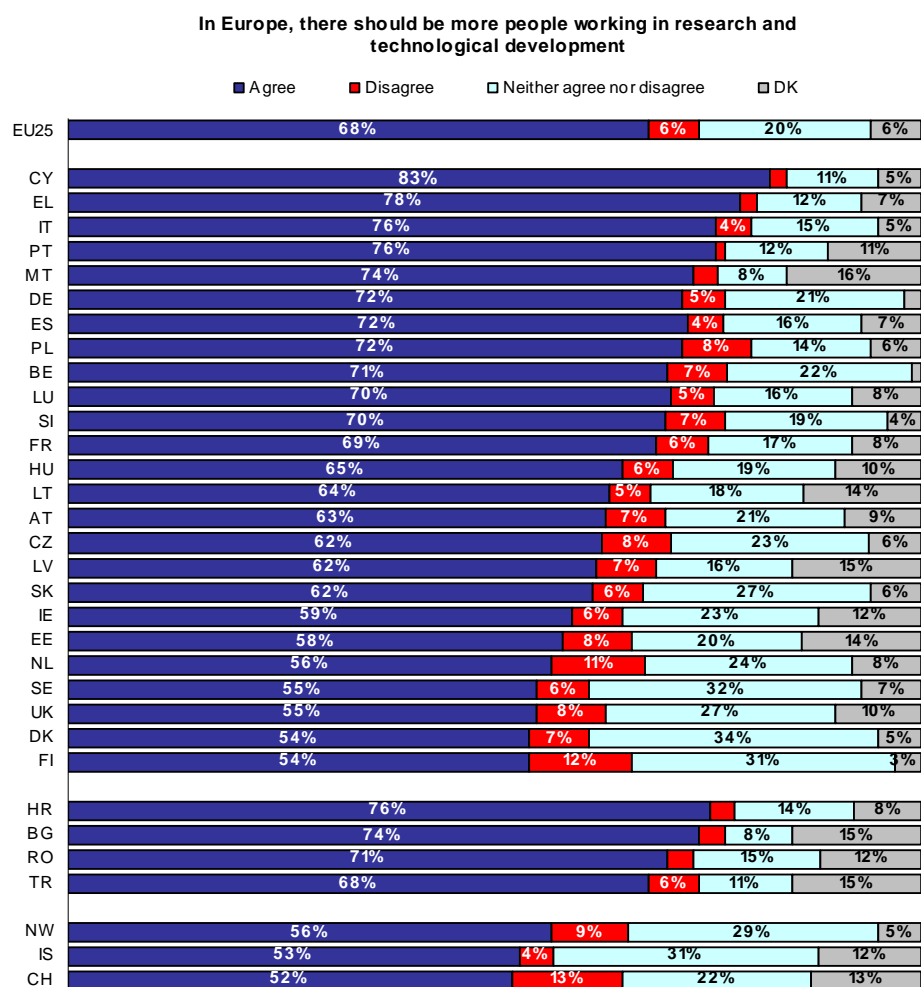
Further cooperation between scientists and industrialists is also an aspect with which a large majority of citizens (85%) in the European Union agree upon. Again, results show that in Turkey, citizens are less convinced by this idea since the agreement rate, which nevertheless reaches 69% is 16 percentage points below the EU average. The high rate of non-responses partially explains this result.

European citizens also demand **more coordination of research between the Member States of the European Union**, at a rate of 83% of EU respondents agreeing with this statement. Country results do not show any significant discrepancies, although we can note that Turkey (63%) and Lithuania (67%) have agreement rates below the 70% mark.

Citizens in the EU also acknowledge the fact that **European research is important for developing countries**. Indeed, 82% of the interviewees responded with agreement to this statement. All countries show a clear majority recognizing this fact. We can however note that close to one fourth of citizens in Slovakia (23%) neither agree nor disagree with this statement.

A statement which reveals some slight divergences in opinion is the fact that **in Europe, there should be more people working in research and technological development**.

The graph below shows that although a majority in each country agrees, with an average of 68% at the EU level, we can nevertheless distinguish some discrepancies.



While southern European countries such as Cyprus (83%), Greece (78%), Italy (76%), Croatia (76%) and Portugal (76%) show high levels of agreement with this statement, this is somewhat less the case for countries of Northern Europe and Switzerland. As a matter of fact, Switzerland shows the lowest rate of citizens of this opinion, at 52%. Iceland, Finland, Denmark, Sweden and the United Kingdom follow with only slight majorities agreeing.

This distinction of opinion can also be made when comparing the results of the Candidate countries, all higher than or equal to the EU average with those of the EFTA countries, which are considerably lower.

This divergence of opinion can perhaps be explained by the fact that while in certain countries there are already sufficient persons working in the field of science and technology as for example in Scandinavia, this is much less the case in Southern countries where this field needs further mobilization.

That Europe is witnessing a brain drain of its best scientists towards the US is a fact with which a clear majority of citizens in the European Union agree. Indeed, 67% admit that in their opinion **too many top scientists leave Europe and go to the United States.**

Citizens in France believe the most in this problem, with 84% of them agreeing with this statement.

We should note the high levels of respondents who indicate that they neither agree nor disagree, which reaches rates of 35% in Denmark, 33% in Iceland and 32% in Finland.

Results by socio-demographic characteristics show us that those with the highest level of education seem to agree somewhat more with this statement (70%) than persons with lower education levels (65%).

Europe should aim to lead the World in science and technology is also a statement, which gathers high support among Europeans. At the EU level 67% show agreement.

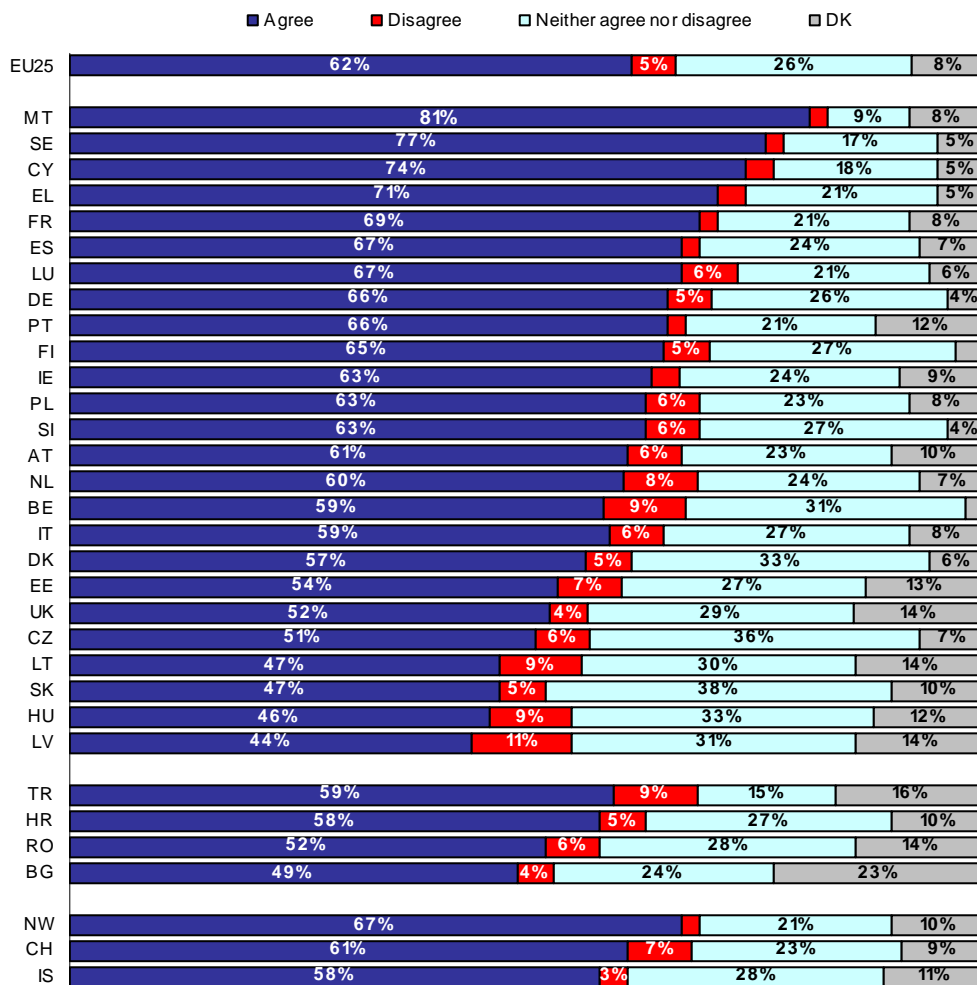
However in three countries, namely Switzerland (45%), the Netherlands (46%) and Finland (48%), less than one in two citizens are of this opinion.

We should also note the considerable rates of respondents who neither agree nor disagree in certain countries such as Sweden (28%) and Finland (27%).

Results also show that men (70%) tend to be more of this opinion than women (64%). The age category also shows that the oldest population group is far more convinced about this (70%) than the youngest aged group (60%).

An aspect, which we covered earlier on in this report concerns the role of women in scientific research. Citizens in the European Union are a majority to agree with the statement that **there should be more women in European scientific research**.

There should be more women in European scientific research



As we can see in the graph above, Maltese (81%), Swedes (77%), Cypriots (74%) and Greeks (71%) are the most enthusiastic about the necessity of more women in this field.

However, as we concluded earlier, although there is little disagreement on this aspect, many citizens tend to respond ambiguously by saying that they neither agree nor disagree. This is especially the case in certain new Member States of Eastern Europe such as Slovakia (38%), the Czech Republic (36%) and Hungary (33%). But this answering pattern can be also spotted in Denmark (33%) where one in three respondents answers this way.

Women (67%), those aged 55 and above (64%), persons with a high level of education (65%) and respondents to the left on a political scale (68%) seem to be the most convinced by this statement.

61% of citizens in the European Union think that **European scientists should be more interested in the patenting and the use of the results of their research.**

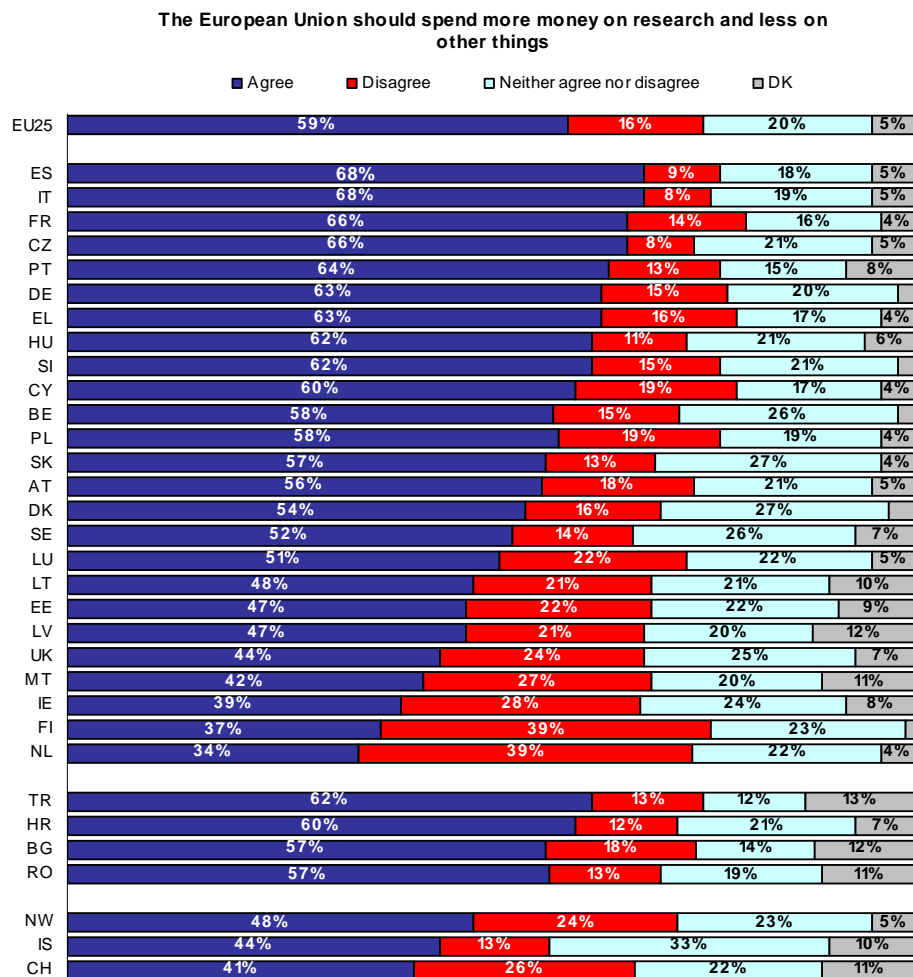
Another 20% tend to place themselves in a neutral position by indicating that they neither agree nor disagree.

Nevertheless, this commercial aspect of scientific research is not at all as popular in certain Northern European countries as well as the EFTA countries. Indeed, Norwegians (42%), Swedes (44%), Icelanders (44%) and Danes (45%) have the lowest rates of agreement, which represent less than one citizen out of two. Switzerland, the Netherlands and Ireland also have similar low rates.

Two statements were presented to respondents on the question of whether **more money should be invested by public authorities, namely the European Union and the national governments, in scientific research instead of on other things.**

Although citizens agree to these statements in majority, more money spent by the European Union in scientific research seems to be slightly more favoured by citizens than the spending by national governments.

Let us look at both statements in detail:



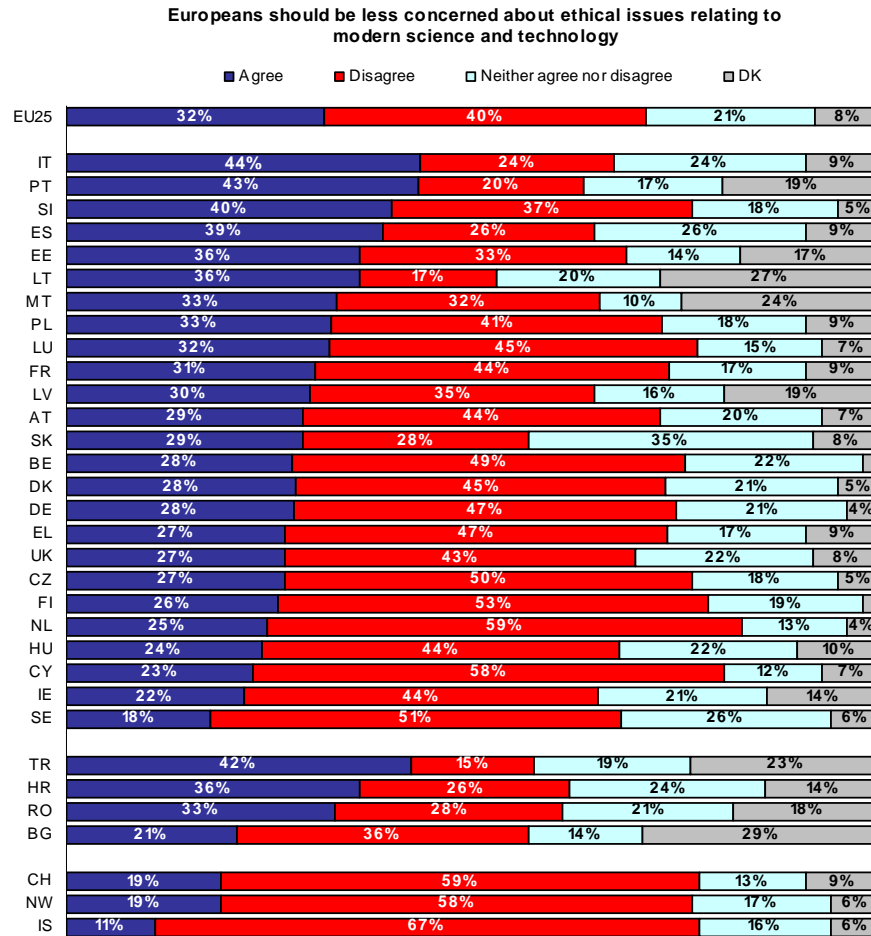
While most countries have a majority of their citizens agreeing that the EU should spend more money on scientific research, especially Spain and Italy (both at a rate of

68%), certain exceptions can be observed. In the Netherlands (34%), Finland (37%) and Ireland (39%) only about one in three respondents think this should be the case. EFTA countries are also of a similar the opinion, well contrary to the Candidate countries.

Europeans are somewhat divided on the statement that "**the priorities of European research reflect more the personal interest of scientists than society's needs**". While 46% agree at the EU average, another 16% disagree and 26% neither agree nor disagree.

Seven countries out of the 30 surveyed, namely Poland, Spain, France, Italy, Portugal, Slovenia and Austria, have a slight majority of their citizens agreeing with this aspect. Hungarians (25%) and the Dutch (26%) on the other hand are only one in four to be of this opinion. The Bulgarians also have a similarly low rate (27%) but which can be explained by the very high non-response rate (45%).

Finally, we can look at a statement about ethical issues in relation with Europeans and the field of science and technology.



Europeans seem divided on this issue although a relative majority (40%) disagrees that **Europeans should be less concerned about ethical issues relating to modern science and technology**.

The highest rates of disagreement can be found in the EFTA countries, lead by Iceland (67%), as well as in the Netherlands (59%), Cyprus (58%), Finland (53%), Sweden (51%) and the Czech Republic (50%) where a majority expresses this opinion.

Citizens in Italy, Portugal and Turkey seem somewhat less preoccupied by the issue of ethics in science.

Persons having studied until the age of 20 years or above distinguish themselves by the high rate of disagreement (52%) they show to this statement.

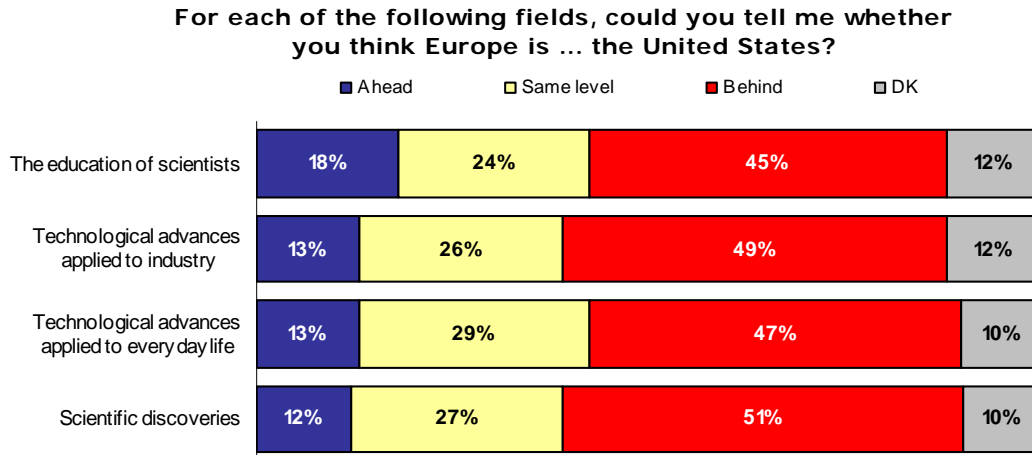
In general, we can say that the results of this question are very logical when we look at the importance that Europeans place in ethical and moral aspects concerning scientific research.

6.3. Comparing Europe with the USA in the field of science

Source questionnaire: Q.18

- Many Europeans believe the US is more advanced -

This last chapter investigates how European citizens perceive Europe with regard to the field of scientific research in comparison with the USA. Respondents were asked to indicate for a number of fields whether they think Europe is ahead of, behind, or at the same level as the United States.



Results for three out of the four fields presented show that a relative majority of European citizens believes Europe is in fact behind the USA when it comes to scientific research.

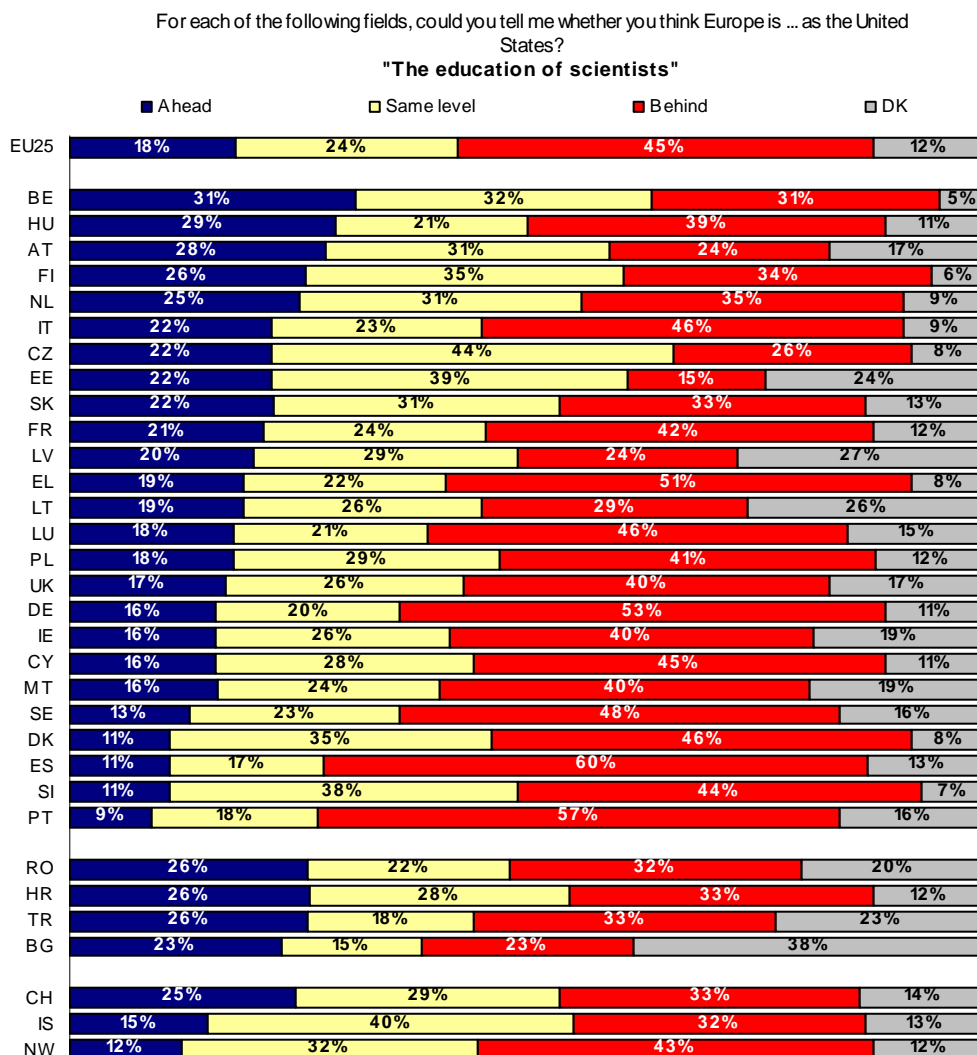
Also, a majority of citizens (51%) has a similar opinion when it comes to scientific discoveries.

We will look at each of these fields in more detail below and compare, where possible, these results to those of an earlier Eurobarometer survey conducted in 1992²³.

²³ EB 38.1 "European, Science and Technology" 1992

- The education of scientists -

When it comes to the education of scientists, Europeans are a relative majority of 45% to indicate that in their view Europe is behind the United States. However, this is the field where citizens seem to be the most divided among all the proposed fields. Indeed, 18% indicate that they believe Europe is actually ahead of the United States while another 24% claim Europe is at the same level.



Looking closer at the results country by country, we can see that Belgians show the strongest faith in Europe when it comes to the education of scientists, with close to one in three (31%) indicating that Europe is ahead of the USA in this field. This rate is 13 percentage points above the EU average.

Hungary and Austria follow with rates of respectively 29% and 28%.

Those who are most numerous to believe on the contrary that Europe is behind the USA in this field are found in Spain (60%), Portugal (57%), Germany (53%) and Greece (51%), where this opinion represents a majority.

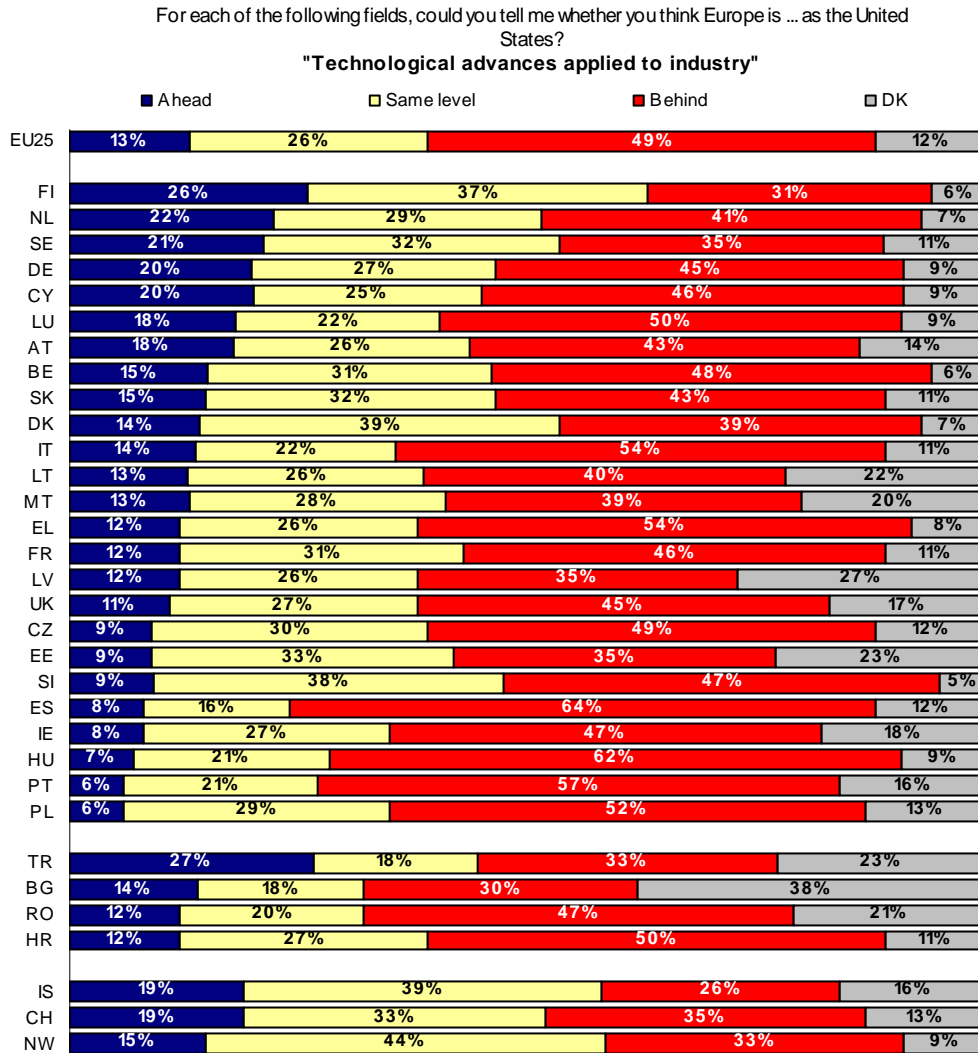
Men, young people, students as well as managers believe strongest that Europe is ahead of the USA in this field.

- Technological advances applied to industry -

For this field, Europeans are close to a majority (49%) to believe that Europe is behind the USA when it comes to technological advances applied to industry.

Compared to 1992 (42%), this rate has risen by 7 percentage points, which represents a considerable increase.

Only 13% (- 5 points since 1992) consider, on the contrary, that Europe is ahead of the United States.



Turkey and Finland stand out with more than one in four considering Europe to be ahead of the United States.

Once again, Spanish citizens are most numerous to indicate that Europe is behind the USA in this field, at 64%. This rate is 15 percentage points above that of the EU average. Hungary follows closely with 62%.

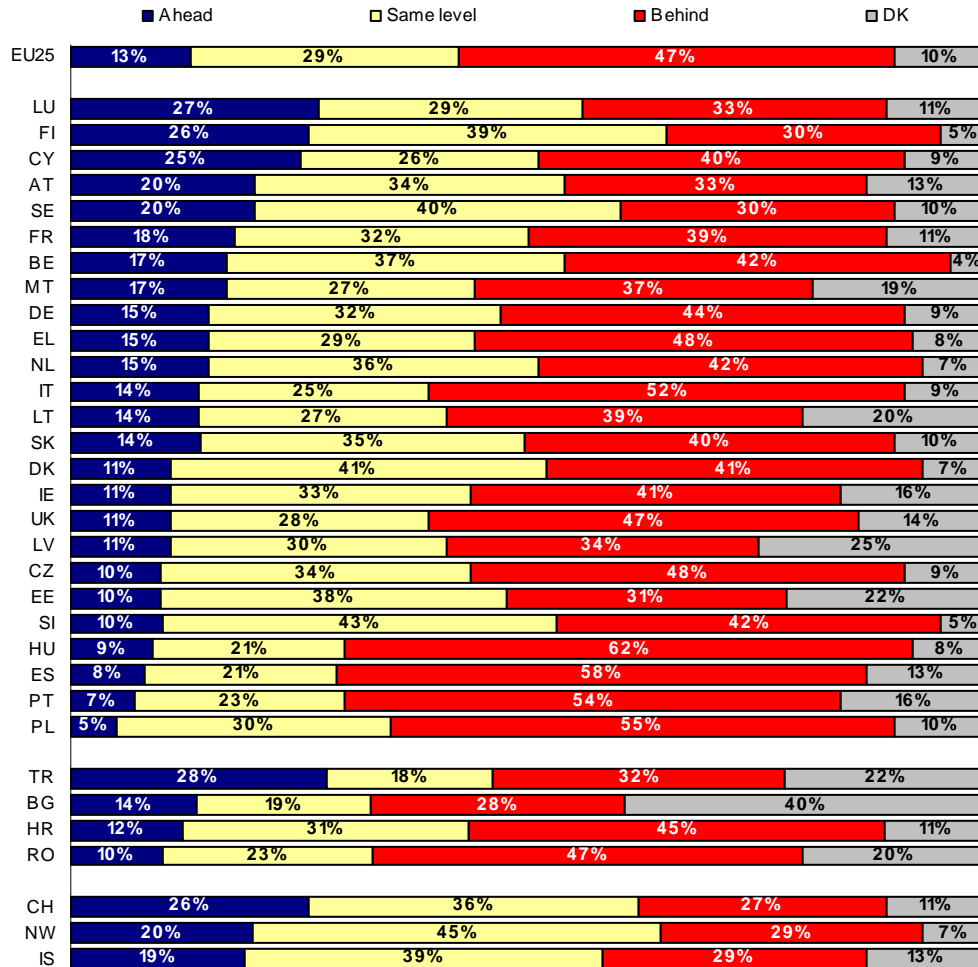
Men, younger populations, those having studied until the age of 20 or above as well as students are most numerous to consider Europe behind the United States in such technological advances.

- Technological advances applied to everyday life -

As for technological advances applied to everyday life, results are practically identical, with only 13% (-5 percentage points since 1992) considering Europe ahead of the United States, 29% (+2 points) at the same level and 47% (+4 points) behind. When comparing these results to those of 1992 we can once again see a similar trend where the image of Europe as leader in a specific field has decreased.

For each of the following fields, could you tell me whether you think Europe is ... as the United States?

"Technological advances applied to every day life"

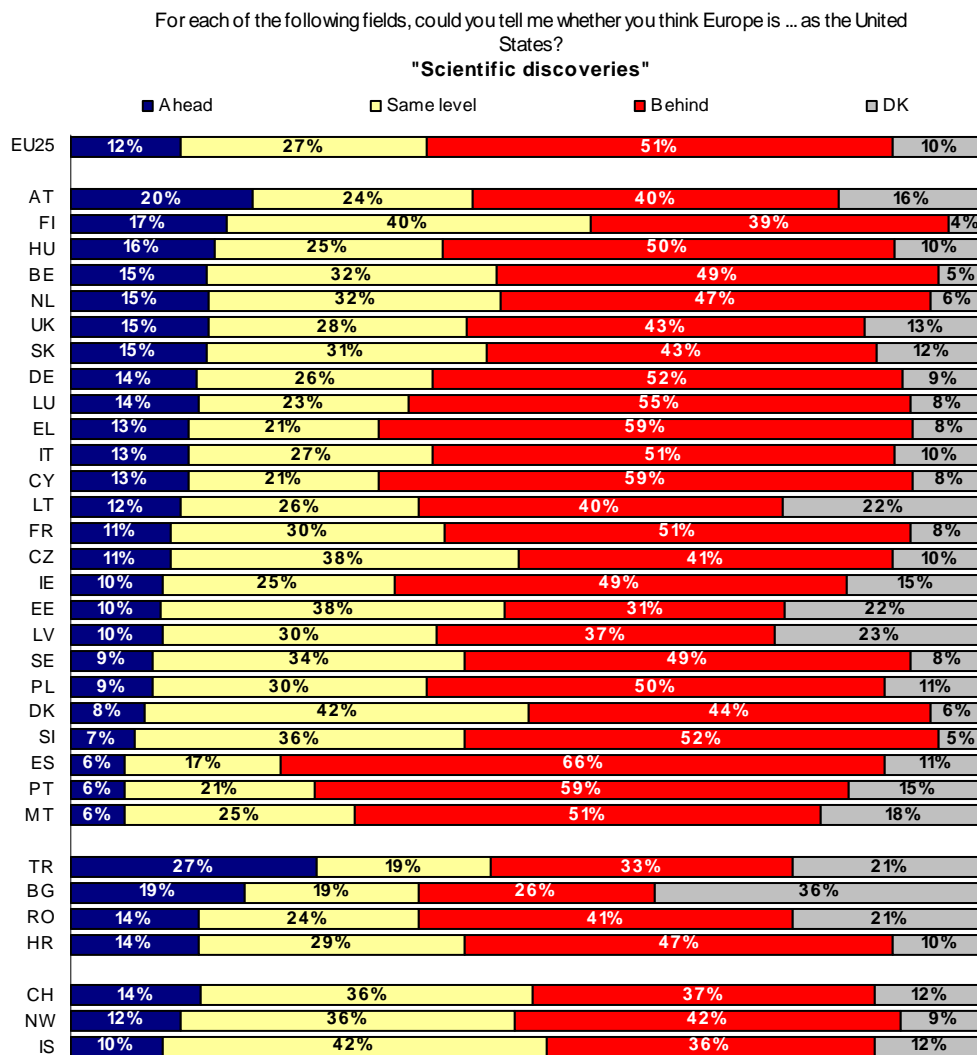


In Turkey, Luxembourg, Finland, Switzerland and Cyprus, one in four respondents think that Europe is ahead of the United States in such technological advances. Respondents in Poland, Portugal, Spain and Hungary are on the contrary very few to have this opinion. This last country has the highest rate of persons (62%) thinking that Europe is behind the United States.

- Scientific discoveries -

This last field concerning scientific discoveries gathers the highest number of Europeans believing Europe is behind the United States, with a majority of 51%. One in four believes they are at the same level while only 12% say that Europe is ahead.

Yet again we can see a similar trend in results since 1992, with the opinion that "Europe is ahead" losing 5 percentage points (down from 17% in 1992) and "Europe is behind" gaining 5 points. The rate of those who believe they are at the same level has remained identical.



Only Turkey has a more significant number of respondents saying Europe is ahead, with one in four (27%) thinking this.

Again, Spain (66%) and Portugal (59%) along with Cyprus (59%) and Greece (58%) give a negative perception of Europe being behind the USA in scientific discoveries.

The youngest populations, students and the self-employed have the highest rates indicating that Europe is behind the USA in this field.

CONCLUSION

The results of this latest Eurobarometer on "Europeans, Science and Technology" have shown us that there is a latent interest among European citizens for science and technology, as well as an implicit demand for more information.

Indeed, we have noted that Europeans consider themselves poorly informed on issues concerning science and technology, and we can observe a link between low interest and the feeling of lack of information.

Nevertheless, progress has clearly been made since 2001 in terms of basic scientific knowledge. The "science and society" action plan put into place by the European Commission in 2001 seems to have had a positive impact. However, the gap between science and society still exists. Efforts must namely be made in order to bring science and technology closer to certain categories of people who are less exposed to the scientific field, and who therefore have a more sceptic perception of science and technology. These categories are more often women, older people and those with a lower level of education.

In spite of the existence of this gap and the lack of information there is however a very positive and optimistic perception of what science and technology can actually do for humanity in terms of medical research, the improvement of the quality of life, as well as the opportunities for future generations.

Although such strong confidence in science and technology subsists, a somewhat stereotyped vision seems nonetheless to exist, which bases itself on the classic image of "machine against man". We can notice this especially where the economic and spiritual dimensions of individuals are concerned: the negative effect of technological developments on employment and the distress scientific and technological progress causes in the daily lives of individuals is reflected in the results of this survey.

This duality is also valid for the image Europeans have of scientists: on the one side, there is the recognition of the positive role scientists play in society, and also the wish to see policy-makers take more into consideration the expertise of these scientists.

On the other hand, we can note a criticism towards scientist's obscurity concerning the results of their achievements and the way they handle information towards the public. Furthermore, a certain fear of scientists is expressed in two manners: in a more open way concerning scientist's excessive power (due to their high knowledge), and in a more implicit way concerning the risks of scientific research going beyond the limits set by ethics and morality.

As a matter of fact, in the opinion of Europeans ethics must play a crucial role in scientific research. Citizens request a certain harmony between the methods as well as the goals of scientific research and the moral and ethical principals.

Even though citizens draw such a limit for the boundaries of scientific research, European citizens nevertheless want to allow scientists to work freely without letting the apprehensions of potential risks deriving from further research slow them down.

In this sense, it seems that Europeans would like to impose a balance between ethics and scientific progress, which will certainly demand much effort on behalf of the scientific community as well as the public authorities who are expected to impose the legal basis of such a control through ethics.

Europeans are also a clear majority wishing to see more women implicated in the field of science and further integrated into the scientific community, which should reflect more equal opportunities between genders.

Results also make clear that Europeans' hopes for future scientific and technological development lie in the hands of the younger generations who should show more interest and participate more intensively in the field of science.

It seems therefore that action must be taken by public authorities throughout Europe in order to make this possible.

Finally, the report also shows that Europeans have a rather critical perception of Europe compared to the United States when it comes to fields related to research: the deficiency in the education of scientists in Europe has probably lead Europe to take up a position behind the United States in scientific discoveries and technological advances.

However, in order to reduce this existing gap, two major projects must be undertaken. These imply ensuring a higher financial investment into scientific research, both at national and at the European Union level, and a more intensive collaboration in scientific research throughout Europe, in which the European Union will play a key role.

ANNEXES

Technical specifications

SPECIAL EUROBAROMETER N°224 « Europeans, science and technology » TECHNICAL SPECIFICATIONS

Between 3rd January and 15th February 2005, the TNS Opinion & Social, a consortium created between Taylor Nelson Sofres and EOS Gallup Europe, carried out wave 63.1 of the EUROBAROMETER, on request of the EUROPEAN COMMISSION, Directorate-General Press and Communication, Opinion Polls.

The SPECIAL EUROBAROMETER N°224 is part of wave 63.1 and covers the population of the respective nationalities of the European Union Member States, resident in each of the Member States and aged 15 years and over. The EUROBAROMETER 63.1 has also been conducted in the candidate countries (Bulgaria, Romania Croatia and Turkey) and in three EFTA countries (Iceland, Norway and Switzerland). In these countries, the survey covers the national population of citizens of the respective nationalities and the population of citizens of all the EU Member States that are residents in those countries and have a sufficient command of one of the respective national language(s) to answer the questionnaire. The basic sample design applied in all states is a multi-stage, random (probability) one. In each country, a number of sampling points was drawn with probability proportional to population size (for a total coverage of the country) and to population density.

In order to do so, the sampling points were drawn systematically from each of the "administrative regional units", after stratification by individual unit and type of area. They thus represent the whole territory of the countries surveyed according to the EUROSTAT NUTS II (or equivalent) and according to the distribution of the resident population of the respective nationalities in terms of metropolitan, urban and rural areas. In each of the selected sampling points, a starting address was drawn, at random. Further addresses were selected as every Nth address by standard "random route" procedures, from the initial address. In each household, the respondent was drawn, at random (following the "closest birthday rule"). All interviews have been conducted face-to-face in people's home and in the appropriate national language. As far as the data capture is concerned, CAPI (*Computer Assisted Personal Interview*) was used in those countries where this technique was available.

ABBREVIATIONS	COUNTRIES	INSTITUTES	N° INTERVIEWS	FIELDWORK DATES	POPULATION 15+
AT	Austria	Österreichisches Gallup-Institute	1.034	19-01 / 10-02-2005	6.679.444
BE	Belgium	TNS Dimarso	1.024	11-01 / 05-02-2005	8.598.982
DK	Denmark	TNS Gallup DK	1.013	11-01 / 06-02-2005	4.380.063
FR	France	TNS Sofres	1.021	14-01 / 09-02-2005	44.010.619
FI	Finland	TNS Gallup OY	1.007	11-01 / 09-02-2005	4.279.286
DE	Germany	TNS Infratest	1.507	14-01 / 03-02-2005	64.174.295
EL	Greece	TNS ICAP	1.000	13-01 / 07-02-2005	8.674.230
UK	United Kingdom	TNS UK	1.307	10-01 / 13-02-2005	47.685.578
IE	Ireland	TNS MRBI	1.008	11-01 / 13-02-2005	3.089.775
IT	Italy	TNS Abacus	1.006	19-01 / 09-02-2005	49.208.000
LU	Luxembourg	TNS ILReS	518	10-01 / 02-02-2005	367.199
NL	The Netherlands	TNS NIPO	1.005	10-01 / 26-01-2005	13.242.328
PT	Portugal	TNS EUROTESTE	1.009	10-01 / 05-02-2005	8.080.915
ES	Spain	TNS Demoscopia	1.036	12-01 / 08-02-2005	35.882.820
SE	Sweden	TNS GALLUP	1.023	13-01 / 07-02-2005	7.376.680
CY	Rep. Of Cyprus	Synovate	504	14-01 / 09-02-2005	552.213
CZ	Czech Rep.	TNS Aisa	1.037	14-01 / 31-01-2005	8.571.710
EE	Estonia	Emor	1.000	03-01 / 31-01-2005	887.094
HU	Hungary	TNS Hungary	1.000	16-01 / 31-01-2005	8.503.379
LV	Latvia	TNS Baltic Data House	1.034	14-01 / 09-02-2005	1.394.351
LT	Lithuania	TNS Gallup Lithuania	1.003	27-01 / 08-02-2005	2.803.661
MT	Malta	MISCO	500	12-01 / 04-02-2005	322.917
PL	Poland	TNS OBOP	999	15-01 / 08-02-2005	31.610.437
SK	Slovakia	TNS AISA SK	1.241	17-01 / 01-02-2005	4.316.438
SI	Slovenia	RM PLUS	1.060	13-01 / 09-02-2005	1.663.869
BG	Bulgaria	TNS BBSS	1.008	10-01 / 01-02-2005	6.695.512
RO	Romania	TNS CSOP	1.005	08-01 / 29-01-2005	18.145.036
HR	Croatia	Puls	1.000	17-01 / 06-02-2005	3.682.826
TR	Turkey	TNS PIAR	1.005	15-01 / 07-02-2005	47.583.830
IS	Iceland	Gallup Island	500	10-01 / 08-02-2005	219.312
CH	Switzerland	ISOPUBLIC	1.000	12-01 / 12-02-2005	6.080.000
NW	Norway	TNS Gallup Norway	976	03-01 / 15-02-2005	3.666.921
TOTAL			32.897	03-01 / 15-02-2005	452.429.720

For each country a comparison between the sample and the universe was carried out. The Universe description was derived from Eurostat population data or from national statistics offices. For all countries surveyed, a national weighting procedure, using marginal and intercellular weighting, was carried out based on this Universe description. As such in all countries, gender, age, region and size of locality were introduced in the iteration procedure. For international weighting (i.e. EU averages), TNS Opinion & Social applies the official population figures as provided by EUROSTAT or national statistic offices. The total population figures for input in this post-weighting procedure are listed above.

Readers are reminded that survey results are estimations, the accuracy of which, everything being equal, rests upon the sample size and upon the observed percentage. With samples of about 1,000 interviews, the real percentages vary within the following confidence limits:

Observed percentages	10% or 90%	20% or 80%	30% or 70%	40% or 60%	50%
Confidence limits	± 1.9 points	± 2.5 points	± 2.7 points	± 3.0 points	± 3.1 points

Questionnaire

A Your survey number

--	--	--	--	--

EB62.2 A

B country code

--	--

EB62.2 B

C our survey number

--	--	--

EB62.2 C

D Interview number

--	--	--	--	--	--

EB62.2 D

E Split ballot

A
B

1
2

EB62.1 E

ASK ITEM 26 ONLY IN BULGARIA

ASK ITEM 27 ONLY IN ROMENIA

ASK ITEM 28 ONLY IN TURKEY

ASK ITEM 29 ONLY IN CROATIA

ASK ITEM 30 ONLY IN ICELAND

ASK ITEM 31 ONLY IN NORWAY

ASK ITEM 32 ONLY IN SWITZERLAND

Q1 What is your nationality? Please tell me the country(ies) that applies(y).

(MULTIPLE ANSWERS POSSIBLE)

Belgium	1,
Denmark	2,
Germany	3,
Greece	4,
Spain	5,
France	6,
Ireland	7,
Italy	8,
Luxembourg	9,
Netherlands	10,
Portugal	11,
United Kingdom (Great Britain, Northern Ireland)	12,
Austria	13,
Sweden	14,
Finland	15,
Cyprus (South)	16,
Czech Republic	17,
Estonia	18,
Hungary	19,
Latvia	20,
Lithuania	21,
Malta	22,
Poland	23,
Slovakia	24,
Slovenia	25,
Bulgaria	26,
Romania	27,
Turkey	28,
Croatia	29,
Iceland	30,
Norway	31,
Switzerland	32,

Other countries	33,
DK	34,

EB62.2 Q1 TREND MODIFIED

IF "OTHER" or "DK" IN Q1 THEN CLOSE INTERVIEW

QA1 Let us talk about those issues in the news which interest you. For each issue I read out, please tell me if you are very interested, moderately interested or not at all interested in it.

(SHOW CARD - ONE ANSWER PER LINE)

(READ OUT)	Very interested	Moderately interested	Not at all interested	DK
------------	-----------------	-----------------------	-----------------------	----

1	Sports news	1	2	3	4
2	Politics	1	2	3	4
3	New medical discoveries	1	2	3	4
4	Environmental pollution	1	2	3	4
5	New inventions and technologies	1	2	3	4
6	New scientific discoveries	1	2	3	4

EB38.1 Q50 TREND

IF NOT AT ALL INTERESTED IN "NEW INVENTIONS AND TECHNOLOGIES" AND "SCIENTIFIC DISCOVERIES" OR "DK", CODE 3 OR 4 IN QA1.5 AND CODE 3 OR 4 IN QA1.6

QA2a Can you tell why you are not particularly interested in science and technology?

(DO NOT READ OUT - SEMI-OPEN QUESTION - MULTIPLE ANSWERS POSSIBLE - PROBE: "Any other?")

I have no time	1,
I don't understand it	2,
I don't need it	3,
I never thought about it	4,
I do not care about it	5,
No particular reason	6,
Other (SPONTANEOUS - SPECIFY)	7,
DK	8,

EB63.1 NEW

IF "OTHER", CODE 7 IN QA2a

QA2aO Could you please specify which other?

(INT.: RECORD VERBATIM - MULTIPLE ANSWERS POSSIBLE)

EB63.1 NEW

IF VERY OR MODERATELY INTERESTED IN "NEW INVENTIONS AND TECHNOLOGIES"
OR "SCIENTIFIC DISCOVERIES", CODE 1 OR 2 IN QA1.5 OR CODE 1 OR 2 IN QA1.6

QA2b Which science and technology developments are you most interested in?

(SHOW CARD - READ OUT - MULTIPLE ANSWERS POSSIBLE)

Medicine	1,
The Internet	2,
The environment	3,
Astronomy and space	4,
Genetics	5,
Nanotechnologies	6,
Economics and social sciences	7,
Humanities (history, literature, theology, etc.)	8,
None of these (SPONTANEOUS)	9,
DK	10,

EB55.2 Q3 TREND MODIFIED

ASK ALL

QA3 I would like you to tell me for each of the following issues in the news if you feel very well informed, moderately well informed or poorly informed about it?

(SHOW CARD - ONE ANSWER PER LINE)

(READ OUT)	Very well informed	Moderately well informed	Poorly informed	DK
------------	--------------------	--------------------------	-----------------	----

1	Sports news	1	2	3	4
2	Politics	1	2	3	4
3	New medical discoveries	1	2	3	4
4	Environmental pollution	1	2	3	4
5	New inventions and technologies	1	2	3	4
6	New scientific discoveries	1	2	3	4

EB38.1 Q51 TREND

QA4 Which of the following have you visited in the last twelve months?

(SHOW CARD - READ OUT - MULTIPLE ANSWERS POSSIBLE)

Zoo or aquarium	1,
Science museum or technology museum or science centre	2,
Science exhibition or science "week"	3,
Public library	4,
Art museum	5,
None of these (SPONTANEOUS)	6,
DK	7,

EB55.2 Q6b TREND MODIFIED

IF "DID NOT VISIT A SCIENCE OR TECHNOLOGY MUSEUM", NO CODE 2 IN QA4

QA5a Are there any particular reasons why you have not visited a science or technology museum in the last twelve months?

(SHOW CARD - READ OUT - MULTIPLE ANSWERS POSSIBLE)

I have no time	1,
It is too far away	2,
The entrance fees are too high	3,
I do not know where these museums are	4,
I am not interested	5,
They are too complicated	6,
I didn't think about it	7,
Other (SPONTANEOUS)	8,
DK	9,

EB63.1 NEW

IF "HAVE VISITED A SCIENCE OR TECHNOLOGY MUSEUM", CODE 2 IN QA4

QA5b For what reasons have you visited a science or technology museum in the last twelve months?

(SHOW CARD - READ OUT - MULTIPLE ANSWERS POSSIBLE - PROBE: "Any other?")

To learn something	1,
It is interesting	2,
I did it for my children/friends/family	3,
It is fun	4,
It was a little bit by chance	5,
I like science and technology	6,
For a special event/exhibition	7,
I had nothing else to do on that day	8,
It is near my home	9,
Other (SPONTANEOUS)	10,
DK	11,

EB63.1 NEW

ASK ALL

QA6 How often do you...?

(MONTRER CARTE - ONE ANSWER PER LINE)

	(READ OUT)	Regularly	Occasionally	Hardly ever	Never	DK
1	read articles on science in newspapers, magazines, or on the Internet	1	2	3	4	5
2	talk with your friends about science and technology	1	2	3	4	5
3	attend public meetings or debates about science or technology	1	2	3	4	5
4	sign petitions or join street demonstrations about nuclear power, biotechnology or the environment	1	2	3	4	5

EB63.1 NEW

QA7 Among the following categories of people and organisations, which three are best qualified to explain to you the impacts of scientific and technological developments on society?

(SHOW CARD - READ OUT - MAX. 3 ANSWERS)

Scientists working at a university or government laboratory	1,
Scientists working in an industrial laboratory	2,
Newspaper journalists	3,
Television journalists	4,
Politicians	5,
Consumer organisations	6,
Environmental protection associations	7,
The industry	8,
The military	9,
Religious leaders or representatives	10,
The Government	11,
Medical doctors	12,
Writers and intellectuals	13,
None (SPONTANEOUS)	14,
Others (SPONTANEOUS)	15,
DK	16,

EB63.1 NEW

QA8 Please tell me, in your own words, what it means to study something scientifically?

(DO NOT READ OUT - OPEN QUESTION - MULTIPLE ANSWERS POSSIBLE - RECORD VERBATIM)

EB63.1 NEW

SPLIT BALLOT A

QA9a People have different opinions about what is scientific and what is not. I am going to read out a list of subjects. For each one tell me how scientific you think it is, on a scale from 1 to 5, where 5 means that you think it is "very scientific" and 1 that it is "not at all scientific". The intermediate scores allow you to qualify your answer.

(SHOW CARD - ONE ANSWER PER LINE)

(READ OUT)	1 Not at all scie ntific	2	3	4	5 Very scie ntific	DK
------------	--------------------------------------	---	---	---	-----------------------------	----

1	Biology	1	2	3	4	5	6
2	Astronomy	1	2	3	4	5	6
3	History	1	2	3	4	5	6
4	Physics	1	2	3	4	5	6
5	Astrology	1	2	3	4	5	6
6	Economics	1	2	3	4	5	6
7	Medicine	1	2	3	4	5	6
8	Psychology	1	2	3	4	5	6
9	Mathematics	1	2	3	4	5	6
10	Homeopathy	1	2	3	4	5	6

EB38.1 Q58 TREND MODIFIED

SPLIT BALLOT B

QA9b People have different opinions about what is scientific and what is not. I am going to read out a list of subjects. For each one tell me how scientific you think it is, on a scale from 1 to 5, where 5 means that you think it is "very scientific" and 1 that it is "not at all scientific". The intermediate scores allow you to qualify your answer.

(SHOW CARD - ONE ANSWER PER LINE)

(READ OUT)	1 Not at all scie ntific	2	3	4	5 Very scie ntific	DK
------------	--------------------------------------	---	---	---	-----------------------------	----

1	Biology	1	2	3	4	5	6
2	Astronomy	1	2	3	4	5	6
3	History	1	2	3	4	5	6
4	Physics	1	2	3	4	5	6
5	Horoscopes	1	2	3	4	5	6
6	Economics	1	2	3	4	5	6
7	Medicine	1	2	3	4	5	6
8	Psychology	1	2	3	4	5	6
9	Mathematics	1	2	3	4	5	6
10	Homeopathy	1	2	3	4	5	6

EB38.1 Q58 TREND MODIFIED

ASK ALL

QA10 Here is a little quiz. For each of the following statements, please tell me if it is true or false. If you don't know, say so, and we will go on to the next one.

(SHOW CARD - ONE ANSWER PER LINE)

	(READ OUT)	True.	False.	DK
1	The Sun goes around the Earth	1	2	3
2	The centre of the Earth is very hot	1	2	3
3	The oxygen we breathe comes from plants	1	2	3
4	Radioactive milk can be made safe by boiling it	1	2	3
5	Electrons are smaller than atoms	1	2	3
6	The continents on which we live have been moving for millions of years and will continue to move in the future	1	2	3
7	It is the mother's genes that decide whether the baby is a boy or a girl	1	2	3
8	The earliest humans lived at the same time as the dinosaurs	1	2	3
9	Antibiotics kill viruses as well as bacteria	1	2	3
10	Lasers work by focusing sound waves	1	2	3
11	All radioactivity is man-made	1	2	3
12	Human beings, as we know them today, developed from earlier species of animals	1	2	3
13	It takes one month for the Earth to go around the Sun	1	2	3

EB55.2 Q7 TREND MODIFIED

QA11 In the last year have you used any of the following to cure a health problem?

(SHOW CARD - READ OUT - MULTIPLE ANSWERS POSSIBLE)

Medicines	1,
Medical doctor	2,
Acupuncture	3,
Homeopathy	4,
Herbalism	5,
Osteopathy	6,
Chiropractics	7,
Praying	8,
Meditation or yoga	9,
Psychological help or Psychotherapy	10,
Massage	11,
No, I did nothing in particular	12,
No, had no health problem	13,
Other (SPONTANEOUS)	14,
DK	15,

EB63.1 NEW

SPLIT BALLOT A

QA12a	I would like to read out some statements that people have made about science, technology or the environment. For each statement, please tell me how much you agree or disagree.
-------	---

(SHOW CARD - ONE ANSWER PER LINE)

	(READ OUT)	Stro ngly agre e	Tend to agre e	Neit her agre e nor disa gree	Tend to disa gree	Stro ngly disa gree	DK
--	------------	---------------------------	-------------------------	--	----------------------------	------------------------------	----

1	Science and technology make our lives healthier, easier and more comfortable	1	2	3	4	5	6
2	Thanks to scientific and technological advances, the Earth's natural resources will be inexhaustible	1	2	3	4	5	6
3	Science and technology can sort out any problem	1	2	3	4	5	6
4	We depend too much on science and not enough on faith	1	2	3	4	5	6
5	Science and technology cannot really play a role in improving the environment	1	2	3	4	5	6
6	Scientists should be allowed to experiment on animals like dogs and monkeys, if this can help resolve human health problems	1	2	3	4	5	6

EB38.1 Q62 TREND MODIFIED

SPLIT BALLOT B

QA12b	I would like to read out some statements that people have made about science, technology or the environment. For each statement, please tell me how much you agree or disagree.
-------	---

(SHOW CARD - ONE ANSWER PER LINE)

	(READ OUT)	Stro ngly agre e	Tend to agre e	Neit her agre e nor disa gree	Tend to disa gree	Stro ngly disa gree	DK
--	------------	---------------------------	-------------------------	--	----------------------------	------------------------------	----

1	Because of their knowledge, scientists have a power that makes them dangerous	1	2	3	4	5	6
2	The application of science and new technologies will make peoples' work more interesting	1	2	3	4	5	6
3	In my daily life, it is not important to know about science	1	2	3	4	5	6
4	Science makes our ways of life change too fast	1	2	3	4	5	6
5	Thanks to science and technology, there will be more opportunities for future generations	1	2	3	4	5	6
6	Science and technology will help eliminate poverty and hunger around the world	1	2	3	4	5	6

EB38.1 Q62 TREND MODIFIED

SPLIT BALLOT A

QA13a I would like to read out some other statements. For each of them, please tell me how much you agree or disagree.

(SHOW CARD - ONE ANSWER PER LINE)

(READ OUT)	Strongly agree	Tend to agree	Neither agree nor disagree	Tend to disagree	Strongly disagree	DK
------------	----------------	---------------	----------------------------	------------------	-------------------	----

1	Even if it brings no immediate benefits, scientific research which adds to knowledge should be supported by Government	1	2	3	4	5	6
2	Basic scientific research is not essential for the development of new technologies	1	2	3	4	5	6
3	Taking everything into account, computers and factory automation will create more jobs than they will eliminate	1	2	3	4	5	6
4	Many high-tech products are just gadgets	1	2	3	4	5	6
5	Science and technology do not play an important role in industrial development	1	2	3	4	5	6
6	New inventions will always be found to counteract any harmful effect of scientific and technological developments	1	2	3	4	5	6

EB38.1 Q66 TREND MODIFIED

SPLIT BALLOT B

QA13b I would like to read out some other statements. For each of them, please tell me how much you agree or disagree.

(SHOW CARD - ONE ANSWER PER LINE)

	(READ OUT)	Stro ngly agre e	Tend to agre e	Neit her agre e nor disa gree	Tend to disa gree	Stro ngly disa gree	DK
--	------------	---------------------------	-------------------------	--	----------------------------	------------------------------	----

1	Only by applying the most advanced technologies can our economy become more competitive	1	2	3	4	5	6
2	Scientific and technological progress will help to cure illnesses such as AIDS, cancer, etc	1	2	3	4	5	6
3	The benefits of science are greater than any harmful effects it may have	1	2	3	4	5	6
4	Some numbers are especially lucky for some people	1	2	3	4	5	6
5	Science and technology are responsible for most of the environmental problems we have today	1	2	3	4	5	6
6	Food made from genetically modified organisms is dangerous	1	2	3	4	5	6
7	Most people think that on balance science and technology will neither make our lives healthier, easier nor more comfortable	1	2	3	4	5	6

EB38.1 Q66 TREND MODIFIED

SPLIT BALLOT A

QA14a Could you please tell me how much you agree or disagree with each of the following statements?

(SHOW CARD - ONE ANSWER PER LINE)

	(READ OUT)	Strongly agree	Tend to agree	Neither agree nor disagree	Tend to disagree	Strongly disagree	DK
--	------------	----------------	---------------	----------------------------	------------------	-------------------	----

1	For people like me it is not important to be involved in decisions about science and technology	1	2	3	4	5	6
2	The public is sufficiently involved in decisions about science and technology	1	2	3	4	5	6
3	Scientists put too little effort into informing the public about what their work	1	2	3	4	5	6

EB63.1 NEW

SPLIT BALLOT B

QA14b Could you please tell me how much you agree or disagree with each of the following statements?

(SHOW CARD - ONE ANSWER PER LINE)

	(READ OUT)	Strongly agree	Tend to agree	Neither agree nor disagree	Tend to disagree	Strongly disagree	DK
--	------------	----------------	---------------	----------------------------	------------------	-------------------	----

1	Research conducted by industry is well controlled and regulated	1	2	3	4	5	6
2	Politicians should rely more on the advice of expert scientists	1	2	3	4	5	6
3	Scientific and technological developments are presented too negatively in the media	1	2	3	4	5	6

EB63.1 NEW

SPLIT BALLOT A

QA15a And could you please tell me to what extent do you agree or disagree with each of the following statements?

(SHOW CARD - ONE ANSWER PER LINE)

	(READ OUT)	Strongly agree	Tend to agree	Neither agree nor disagree	Tend to disagree	Strongly disagree	DK
--	------------	----------------	---------------	----------------------------	------------------	-------------------	----

1	Scientists are responsible for the misuse of their discoveries by other people	1	2	3	4	5	6
2	A discovery is in itself neither good nor bad, it is only the way the discovery is used which matters	1	2	3	4	5	6
3	The authorities should formally oblige scientists to respect ethical standards	1	2	3	4	5	6
4	Scientists should be free to carry out the research they wish, provided they respect ethical standards	1	2	3	4	5	6
5	One day science will be able to give a complete picture of how nature and the universe work	1	2	3	4	5	6
6	There should be no limit to what science is allowed to investigate on	1	2	3	4	5	6
7	Nowadays young people are less interested in science than 20 years ago	1	2	3	4	5	6

EB55.2 Q14-Q15 TREND MODIFIED

SPLIT BALLOT B

QA15b And could you please tell me to what extent do you agree or disagree with each of the following statements?

(SHOW CARD - ONE ANSWER PER LINE)

(READ OUT)	Strongly agree	Tend to agree	Neither agree nor disagree	Tend to disagree	Strongly disagree	DK
------------	----------------	---------------	----------------------------	------------------	-------------------	----

1	Young people's interest in science is essential for our future prosperity	1	2	3	4	5	6
2	Girls and young women should be further encouraged to take up studies and careers in science	1	2	3	4	5	6
3	Science classes at school are not sufficiently appealing	1	2	3	4	5	6
4	Universities across Europe should become more open to foreign students	1	2	3	4	5	6
5	Science has too negative an image in society	1	2	3	4	5	6
6	If a new technology poses a risk that is not fully understood, the development of this technology should be stopped even if it offers clear benefits	1	2	3	4	5	6
7	If we attach too much importance to risks that are not yet fully understood, we will miss out on technological progress	1	2	3	4	5	6

EB55.2 Q14-Q15 TREND MODIFIED

ASK ALL

QA16 Compared with research carried out and funded by the member States, to what extent do you think that internationally collaborative research across Europe and funded by the European Union ...?

(SHOW CARD - ONE ANSWER PER LINE)

	(READ OUT)	Strongly agree	Tend to agree	Neither agree nor disagree	Tend to disagree	Strongly disagree	DK
--	------------	----------------	---------------	----------------------------	------------------	-------------------	----

1	saves money	1	2	3	4	5	6
2	is more creative and effective	1	2	3	4	5	6
3	will become more and more important	1	2	3	4	5	6
4	is in the national interest	1	2	3	4	5	6
5	is in industry's interest	1	2	3	4	5	6

EB55.2 Q26 TREND MODIFIED

QA17	Could you please tell me if you tend to agree or disagree with each of the following statements?
------	--

(SHOW CARD - ONE ANSWER PER LINE)

	(READ OUT)	Strongly agree	Tend to agree	Neither agree nor disagree	Tend to disagree	Strongly disagree	DK
--	------------	----------------	---------------	----------------------------	------------------	-------------------	----

1	My Government should spend more money on scientific research and less on other things	1	2	3	4	5	6
2	The European Union should spend more money on research and less on other things	1	2	3	4	5	6
3	Researchers in different European countries should co-operate more with each other	1	2	3	4	5	6
4	In Europe, there should be more people working in research and technological development	1	2	3	4	5	6
5	Too many top scientists leave Europe and go to the United States	1	2	3	4	5	6
6	There should be more coordination of research between the member States of the European Union	1	2	3	4	5	6
7	Scientists and industrialists should co-operate more with each other	1	2	3	4	5	6
8	The priorities of European research reflect more the personal interest of scientists than society's needs	1	2	3	4	5	6
9	European scientists should be more interested in the patenting and the use of the results of their research	1	2	3	4	5	6
10	Europeans should be less concerned about ethical issues relating to modern science and technology	1	2	3	4	5	6
11	There should be more women in European scientific research	1	2	3	4	5	6
12	European research is important for developing countries	1	2	3	4	5	6
13	Europe should aim to lead the world in science and technology	1	2	3	4	5	6

EB55.2 Q27 TREND MODIFIED

QA18	For each of the following fields, could you tell me whether you think Europe is ahead of, behind, or at the same level as the United States?
------	--

(SHOW CARD - ONE ANSWER PER LINE)

(READ OUT)	Ahead	Behind	Same level	DK
------------	-------	--------	------------	----

1	Scientific discoveries	1	2	3	4
2	Technological advances applied to industry	1	2	3	4
3	Technological advances applied to every day life	1	2	3	4
4	The education of scientists	1	2	3	4

EB38.1 Q70 TREND MODIFIED

DEMOGRAPHICS

ASK ALL

D1 In political matters people talk of "the left" and "the right". How would you place your views on this scale?

(SHOW CARD) - (INT.: DO NOT PROMPT - IF CONTACT HESITATES, TRY AGAIN)

LEFT										RIGHT	
1	2	3	4	5	6	7	8	9	10		

Refusal 11

DK 12

EB62.2 D1

NO QUESTIONS D2 TO D6

D7 Could you give me the letter which corresponds best to your own current situation?

(SHOW CARD - READ OUT - ONE ANSWER ONLY)

Married	1
Remarried	2
Unmarried currently living with partner	3
Unmarried having never lived with a partner	4
Unmarried having previously lived with a partner, but now on my own	5
Divorced	6
Separated	7
Widowed	8
Other (SPONTANEOUS)	9
Refusal (SPONTANEOUS)	10

EB62.2 D7

D8 How old were you when you stopped full-time education?

(INT.: IF "STILL STUDYING", CODE '00' - IF "NO FULL-TIME EDUCATION", CODE '98' - IF "DK", CODE '99')

EB62.2 D8

NO QUESTION D9

D10 Gender.

Male	1
Female	2

EB62.2 D10

D11 How old are you?

--	--

EB62.2 D11

NO QUESTION D12 TO D14

ASK D15b ONLY IF NOT DOING ANY PAID WORK CURRENTLY - CODE 1 TO 4 IN D15a

D15a What is your current occupation?

D15b Did you do any paid work in the past? What was your last occupation?

	D15a CURRENT OCCUPATION	D15b LAST OCCUPATION
NON-ACTIVE		
Responsible for ordinary shopping and looking after the home, or without any current occupation, not working	1	
Student	2	
Unemployed or temporarily not working	3	
Retired or unable to work through illness	4	
SELF EMPLOYED		
Farmer	5	5
Fisherman	6	6
Professional (lawyer, medical practitioner, accountant, architect, etc.)	7	7
Owner of a shop, craftsmen, other self-employed person	8	8
Business proprietors, owner (full or partner) of a company	9	9
EMPLOYED		
Employed professional (employed doctor, lawyer, accountant, architect)	10	10
General management, director or top management (managing directors, director general, other director)	11	11
Middle management, other management (department head, junior manager, teacher, technician)	12	12
Employed position, working mainly at a desk	13	13
Employed position, not at a desk but travelling (salesmen, driver, etc.)	14	14
Employed position, not at a desk, but in a service job (hospital, restaurant, police, fireman, etc.)	15	15
Supervisor	16	16
Skilled manual worker	17	17
Other (unskilled) manual worker, servant	18	18
NEVER DID ANY PAID WORK		19

EB62.2 D15a D15b

NO QUESTIONS D16 TO D24

D25 Would you say you live in a...?

(READ OUT)

rural area or village	1
small or middle sized town	2
large town	3
DK	4

EB62.2 D25

NO QUESTIONS D26 TO D39

D40a Could you tell me how many people aged 15 years or more live in your household, yourself included?

(INT.: READ OUT - WRITE DOWN)

--	--

EB62.1 D40a

D40b Could you tell me how many children less than 10 years old live in your household

(INT.: READ OUT - WRITE DOWN - IF "NONE" PLEASE CODE '00')

--	--

EB62.2 D40b

D40c Could you tell me how many children aged 10 to 14 years old live in your household?

(INT.: READ OUT - WRITE DOWN - IF "NONE", PLEASE CODE '00')

--	--

EB62.2 D40c

D41 You personally, were you born...?

SHOW CARD - READ OUT - ONE ANSWER ONLY)

in (OUR COUNTRY)	1
in another member State of the European Union	2
in Europe, but not in a member State of the European Union	3
in Asia, in Africa or in Latin America	4
in Northern America, in Japan or in Oceania	5
Refusal (SPONTANEOUS)	6

EB62.2 D41

DO NOT ASK ITEM 4 in BG, RO, TR, IS, NW and CH

D42 Which of these proposals corresponds to your situation?

(SHOW CARD - READ OUT - ONE ANSWER ONLY)

Your mother and your father were born in (OUR COUNTRY)	1
One of your parents was born in (OUR COUNTRY) and the other was born in another Member State of the European Union	2
Your mother and your father were born in another Member State of the European Union	3
At least one of your parents was born outside of the European Union	4
DK/Refusal (SPONTANEOUS)	5

EB62.2 D42

D43a Fixed telephone available in the household?

D43b Mobile telephone available in the household?

	D43a	D43b
	Fixed	Mobile
Yes	1	1
No	2	2

EB62.2 D43a D43b

D44 Do you consider yourself to be...?

(DO NOT READ - SHOW CARD - PRECODED LIST- ONE ANSWER ONLY)

Catholic	1
Orthodox	2
Protestant	3
Other Christian	4
Jewish	5
Muslim	6
Sikh	7
Buddhist	8
Hindu	9
Atheist	10
Non believer/Agnostic	11
Other (SPONTANEOUS)	12
DK	13

EB63.1 NEW

D45 Apart from weddings or funerals, about how often do you attend religious services?

(SHOW CARD - READ OUT - ONE ANSWER ONLY)

More than once a week	1
Once a week	2
About once a month	3
About each 2 or 3 month	4
Only on special holy days	5
About once a year	6
Less often	7
Never	8
DK	9

EB63.1 NEW

INTERVIEW PROTOCOLE

P1 DATE OF INTERVIEW

		DAY			MONTH
--	--	-----	--	--	-------

EB62.2 P1

P2 TIME OF THE BEGINNING OF THE INTERVIEW

(INT.:USE 24 HOUR CLOCK)

		HOUR			MINUTES
--	--	------	--	--	---------

EB62.2 P2

P3 NUMBER OF MINUTES THE INTERVIEW LASTED

		MINUTES
--	--	---------

EB62.2 P3

P4 Number of persons present during the interview, including interviewer

Two (interviewer and respondent)	1
Three	2
Four	3
Five or more	4

EB62.2 P4

P5 Respondent cooperation

Excellent	1
Fair	2
Average	3
Bad	4

EB62.2 P5

P6 Size of locality

(LOCAL CODES)

--	--

EB62.2 P6

P7 Region

(LOCAL CODES)

--	--

EB62.2 P7

P8 Postal code

--	--	--	--	--	--	--	--	--	--

EB62.2 P8

P9 Sample point number

--	--	--	--	--	--	--	--	--	--

EB62.2 P9

P10 Interviewer number

--	--	--	--	--	--	--	--	--	--

EB62.2 P10

P11 Weighting factor

--	--	--	--	--	--	--	--	--	--

EB62.2 P11

ASK ONLY in LU, BE, ES, FI, EE, LV, MT, TR and CH

P13 Language of interview

Language 1	1
Language 2	2
Language 3	3

EB62.2 P13

Tables

QA1.1 Let us talk about those issues in the news which interest you. For each issue I read out, please tell me if you are very interested, moderately interested or not at all interested in it.

Sports news

	TOTAL	Very interested	Moderately interested	Not at all interested	DK
EU25	24895	26%	42%	32%	0%
BE	1024	23%	49%	28%	-
DK	1013	29%	43%	29%	-
D-W	1003	29%	42%	29%	-
DE	1507	30%	42%	28%	-
D-E	504	34%	41%	25%	-
EL	1000	26%	30%	44%	-
ES	1036	24%	39%	37%	0%
FR	1021	23%	49%	28%	-
IE	1008	36%	32%	31%	1%
IT	1006	22%	41%	36%	1%
LU	518	29%	47%	25%	0%
NL	1005	30%	48%	22%	-
AT	1034	32%	40%	28%	1%
PT	1009	21%	48%	31%	-
FI	1006	31%	50%	18%	0%
SE	1023	32%	45%	23%	0%
UK	1307	29%	31%	39%	0%
CY	504	28%	39%	33%	-
CZ	1037	29%	44%	27%	-
EE	1000	20%	59%	21%	0%
HU	1000	23%	40%	36%	0%
LV	1034	23%	52%	24%	0%
LT	1003	15%	55%	29%	0%
MT	500	28%	33%	39%	0%
PL	999	18%	53%	29%	0%
SK	1241	27%	46%	26%	1%
SI	1060	32%	52%	16%	-
BG	1008	21%	36%	43%	1%
RO	1005	18%	39%	42%	1%
HR	1000	28%	44%	28%	0%
TR	1005	22%	33%	42%	3%
IS	500	22%	38%	39%	1%
CH	1000	32%	47%	21%	0%
NW	976	30%	46%	23%	1%

QA1.2 Let us talk about those issues in the news which interest you. For each issue I read out, please tell me if you are very interested, moderately interested or not at all interested in it.

Politics

	TOTAL	Very interested	Moderately interested	Not at all interested	DK
EU25	24895	22%	49%	29%	0%
BE	1024	23%	48%	29%	-
DK	1013	31%	55%	13%	-
D-W	1003	42%	45%	13%	0%
DE	1507	41%	46%	13%	0%
D-E	504	38%	50%	13%	-
EL	1000	38%	44%	18%	-
ES	1036	15%	42%	42%	1%
FR	1021	20%	53%	27%	0%
IE	1008	20%	47%	33%	0%
IT	1006	8%	44%	47%	0%
LU	518	32%	52%	15%	0%
NL	1005	38%	55%	8%	-
AT	1034	22%	50%	27%	0%
PT	1009	7%	48%	45%	-
FI	1006	15%	59%	25%	-
SE	1023	30%	56%	13%	-
UK	1307	18%	49%	33%	0%
CY	504	29%	47%	24%	0%
CZ	1037	25%	54%	20%	0%
EE	1000	15%	58%	26%	0%
HU	1000	17%	49%	35%	-
LV	1034	21%	54%	25%	1%
LT	1003	15%	61%	24%	0%
MT	500	26%	46%	28%	0%
PL	999	13%	53%	33%	0%
SK	1241	25%	55%	20%	0%
SI	1060	17%	58%	25%	-
BG	1008	18%	47%	35%	1%
RO	1005	14%	49%	35%	2%
HR	1000	16%	50%	33%	0%
TR	1005	16%	40%	42%	3%
IS	500	26%	52%	22%	0%
CH	1000	38%	46%	16%	0%
NW	976	26%	60%	13%	0%

QA1.3 Let us talk about those issues in the news which interest you. For each issue I read out, please tell me if you are very interested, moderately interested or not at all interested in it.

New medical discoveries

	TOTAL	Very interested	Moderately interested	Not at all interested	DK
EU25	24895	33%	50%	16%	0%
BE	1024	34%	49%	17%	-
DK	1013	28%	51%	20%	1%
D-W	1003	46%	44%	10%	0%
DE	1507	45%	46%	10%	0%
D-E	504	40%	53%	7%	0%
EL	1000	49%	38%	13%	-
ES	1036	30%	51%	18%	1%
FR	1021	45%	44%	10%	0%
IE	1008	28%	51%	20%	1%
IT	1006	17%	59%	24%	0%
LU	518	44%	45%	11%	0%
NL	1005	48%	46%	6%	0%
AT	1034	32%	51%	16%	1%
PT	1009	18%	55%	25%	1%
FI	1006	33%	55%	11%	0%
SE	1023	36%	51%	12%	0%
UK	1307	34%	50%	16%	0%
CY	504	58%	35%	7%	-
CZ	1037	29%	58%	12%	0%
EE	1000	26%	53%	19%	1%
HU	1000	35%	46%	18%	0%
LV	1034	20%	55%	23%	1%
LT	1003	13%	51%	35%	1%
MT	500	36%	37%	24%	2%
PL	999	18%	54%	28%	1%
SK	1241	31%	54%	13%	1%
SI	1060	30%	55%	15%	0%
BG	1008	23%	44%	29%	3%
RO	1005	17%	53%	27%	4%
HR	1000	34%	51%	15%	0%
TR	1005	18%	37%	41%	4%
IS	500	47%	41%	11%	0%
CH	1000	41%	49%	8%	1%
NW	976	31%	53%	15%	1%

QA1.4 Let us talk about those issues in the news which interest you. For each issue I read out, please tell me if you are very interested, moderately interested or not at all interested in it.

Environmental pollution

	TOTAL	Very interested	Moderately interested	Not at all interested	DK
EU25	24895	38%	49%	12%	0%
BE	1024	43%	47%	10%	-
DK	1013	41%	53%	6%	0%
D-W	1003	44%	48%	8%	0%
DE	1507	43%	48%	8%	0%
D-E	504	39%	50%	11%	0%
EL	1000	60%	32%	8%	-
ES	1036	35%	51%	14%	0%
FR	1021	59%	35%	6%	-
IE	1008	32%	49%	18%	1%
IT	1006	23%	59%	17%	1%
LU	518	59%	35%	6%	-
NL	1005	40%	51%	9%	-
AT	1034	31%	54%	13%	2%
PT	1009	25%	54%	20%	0%
FI	1006	37%	58%	6%	0%
SE	1023	47%	48%	4%	0%
UK	1307	39%	45%	15%	0%
CY	504	70%	25%	5%	0%
CZ	1037	33%	59%	7%	1%
EE	1000	31%	59%	10%	1%
HU	1000	39%	47%	14%	0%
LV	1034	29%	58%	13%	0%
LT	1003	9%	57%	33%	1%
MT	500	64%	27%	8%	0%
PL	999	23%	60%	17%	1%
SK	1241	35%	52%	12%	1%
SI	1060	39%	55%	6%	0%
BG	1008	33%	44%	21%	2%
RO	1005	17%	53%	26%	3%
HR	1000	43%	44%	12%	1%
TR	1005	39%	37%	21%	3%
IS	500	32%	49%	18%	1%
CH	1000	57%	37%	4%	2%
NW	976	37%	55%	7%	1%

QA1.5 Let us talk about those issues in the news which interest you. For each issue I read out, please tell me if you are very interested, moderately interested or not at all interested in it.

New inventions and technologies

	TOTAL	Very interested	Moderately interested	Not at all interested	DK
EU25	24895	30%	48%	21%	1%
BE	1024	35%	46%	18%	0%
DK	1013	34%	48%	18%	0%
D-W	1003	37%	47%	16%	0%
DE	1507	37%	48%	15%	0%
D-E	504	37%	49%	13%	0%
EL	1000	41%	39%	20%	0%
ES	1036	27%	49%	24%	1%
FR	1021	40%	46%	13%	0%
IE	1008	27%	47%	25%	1%
IT	1006	16%	54%	28%	1%
LU	518	41%	45%	14%	0%
NL	1005	42%	46%	12%	-
AT	1034	24%	53%	22%	2%
PT	1009	18%	49%	32%	1%
FI	1006	30%	53%	16%	0%
SE	1023	39%	49%	12%	0%
UK	1307	33%	45%	21%	0%
CY	504	54%	37%	9%	1%
CZ	1037	24%	56%	20%	0%
EE	1000	28%	47%	23%	2%
HU	1000	34%	45%	21%	0%
LV	1034	26%	51%	22%	1%
LT	1003	14%	48%	37%	1%
MT	500	46%	34%	18%	2%
PL	999	21%	48%	30%	1%
SK	1241	24%	51%	24%	1%
SI	1060	26%	56%	17%	0%
BG	1008	17%	42%	37%	4%
RO	1005	15%	43%	36%	5%
HR	1000	34%	45%	21%	0%
TR	1005	23%	37%	35%	4%
IS	500	44%	49%	6%	0%
CH	1000	37%	50%	11%	2%
NW	976	34%	53%	12%	1%

QA1.6 Let us talk about those issues in the news which interest you. For each issue I read out, please tell me if you are very interested, moderately interested or not at all interested in it.

New scientific discoveries

	TOTAL	Very interested	Moderately interested	Not at all interested	DK
EU25	24895	30%	48%	20%	1%
BE	1024	32%	48%	20%	0%
DK	1013	33%	48%	19%	0%
D-W	1003	39%	45%	16%	0%
DE	1507	38%	47%	15%	0%
D-E	504	36%	52%	11%	0%
EL	1000	44%	38%	18%	0%
ES	1036	25%	52%	23%	1%
FR	1021	39%	46%	14%	1%
IE	1008	26%	47%	26%	2%
IT	1006	18%	55%	25%	2%
LU	518	35%	51%	14%	-
NL	1005	42%	44%	13%	1%
AT	1034	26%	50%	22%	2%
PT	1009	17%	51%	31%	1%
FI	1006	27%	55%	17%	0%
SE	1023	44%	46%	9%	1%
UK	1307	33%	45%	22%	1%
CY	504	54%	35%	10%	1%
CZ	1037	21%	58%	20%	0%
EE	1000	25%	50%	24%	2%
HU	1000	33%	45%	21%	1%
LV	1034	23%	49%	26%	2%
LT	1003	11%	46%	42%	2%
MT	500	38%	37%	22%	2%
PL	999	20%	49%	30%	1%
SK	1241	24%	51%	25%	1%
SI	1060	27%	54%	18%	0%
BG	1008	17%	42%	36%	5%
RO	1005	15%	43%	36%	6%
HR	1000	34%	46%	19%	1%
TR	1005	21%	34%	40%	5%
IS	500	41%	47%	11%	2%
CH	1000	38%	50%	10%	2%
NW	976	32%	55%	12%	1%

QA2a Can you tell me why you are not particularly interested in science and technology? (MULTIPLE ANSWERS POSSIBLE)

(IF NOT AT ALL INTERESTED IN 'NEW INVENTIONS AND TECHNOLOGIES' AND 'SCIENTIFIC DISCOVERIES' OR 'DK', CODE 3 OR 4 IN QA1.5 AND CODE 3 OR 4 IN QA1.6)

	TOTAL	I have no time	I don't understand it	I don't need it	I never thought about it	I do not care about it	No particular reason	I'm too old	It is too expensive	Lack of information	It is more for men than women	Not good for life in general / human kind / environm	I don't trust it	Other (SPONTANEOUS)	DK	No answer
EU25	3951	11%	32%	16%	12%	31%	12%	2%	0%	0%	0%	0%	0%	2%	0%	1%
BE	115	15%	28%	17%	7%	50%	5%	8%	-	2%	-	-	-	4%	-	-
DK	129	8%	20%	21%	18%	24%	16%	1%	-	-	-	-	-	1%	-	6%
D-W	115	12%	29%	20%	15%	47%	6%	3%	1%	0%	-	0%	-	0%	-	1%
DE	168	11%	30%	24%	17%	45%	6%	2%	1%	0%	-	0%	-	0%	-	0%
D-E	50	7%	31%	40%	28%	36%	5%	-	-	-	-	-	-	-	-	-
EL	174	11%	43%	13%	11%	38%	6%	1%	-	1%	-	1%	-	-	-	-
ES	204	10%	38%	7%	8%	43%	7%	2%	-	-	-	-	-	-	1%	0%
FR	84	13%	26%	8%	4%	52%	10%	1%	-	-	-	-	1%	-	-	2%
IE	214	10%	30%	8%	27%	18%	18%	3%	0%	0%	-	-	-	-	-	3%
IT	217	7%	42%	9%	8%	17%	21%	-	-	-	-	-	-	1%	-	1%
LU	48	20%	40%	19%	20%	29%	5%	1%	-	-	-	-	-	3%	-	1%
NL	79	8%	24%	14%	14%	60%	3%	3%	3%	-	-	1%	-	5%	-	-
AT	188	12%	40%	17%	23%	28%	12%	-	-	-	-	-	-	-	-	3%
PT	299	16%	44%	18%	11%	30%	7%	2%	-	0%	-	-	-	1%	2%	3%
FI	113	7%	21%	12%	14%	20%	27%	4%	-	-	-	-	-	1%	-	4%
SE	67	12%	28%	12%	14%	39%	11%	-	-	-	-	-	-	3%	-	1%
UK	208	8%	27%	6%	21%	15%	18%	5%	-	1%	0%	1%	-	9%	-	-
CY	34	22%	58%	5%	7%	41%	5%	-	-	-	-	-	-	-	-	-
CZ	147	8%	55%	22%	11%	29%	2%	1%	-	-	-	-	1%	0%	-	-
EE	186	11%	26%	28%	24%	20%	21%	6%	0%	2%	-	-	-	-	-	1%
HU	196	14%	35%	27%	5%	44%	7%	1%	-	1%	-	-	0%	1%	-	1%
LV	204	12%	29%	16%	19%	17%	19%	3%	0%	1%	0%	1%	1%	-	-	0%
LT	331	13%	26%	30%	12%	31%	14%	2%	-	-	-	-	-	1%	-	1%
MT	87	6%	63%	5%	6%	23%	5%	-	-	-	-	-	-	-	-	2%
PL	229	20%	17%	35%	11%	28%	8%	3%	-	-	-	-	-	1%	1%	2%
SK	271	12%	46%	29%	20%	35%	6%	2%	-	1%	-	-	-	-	-	5%
SI	155	20%	27%	18%	23%	20%	17%	3%	-	0%	-	-	-	1%	-	0%
BG	383	11%	41%	36%	11%	44%	4%	-	-	-	-	-	-	-	1%	3%
RO	403	21%	28%	12%	5%	45%	7%	-	-	0%	-	-	-	-	-	-
HR	168	18%	40%	24%	17%	19%	12%	1%	-	-	1%	0%	0%	1%	-	3%
TR	382	18%	31%	10%	8%	26%	13%	-	-	-	-	-	-	0%	-	8%
IS	24	-	19%	7%	9%	13%	41%	-	-	-	-	-	-	-	-	18%
CH	83	24%	27%	16%	7%	22%	11%	1%	-	1%	-	-	-	1%	-	14%
NW	80	3%	15%	12%	33%	43%	0%	-	-	-	-	-	-	4%	-	1%

QA2b Which science and technology developments are you most interested in? (MULTIPLE ANSWERS POSSIBLE)

(IF VERY OR MODERATELY INTERESTED IN 'NEW INVENTIONS AND TECHNOLOGIES' OR 'SCIENTIFIC DISCOVERIES', CODE 1 OR 2 IN QA1.5 OR CODE 1 OR 2 IN QA1.6)

	TOTAL	Medicine	The Internet	The environment	Astronomy and space	Genetics	Nanotechnologies	Economics and social sciences	Humanities (history, literature, theology, etc.)	None of these (SPONTANEOUS)	DK
EU25	20944	61%	29%	47%	23%	23%	8%	24%	30%	3%	1%
BE	909	61%	33%	49%	23%	23%	8%	26%	29%	3%	0%
DK	884	47%	38%	51%	29%	26%	12%	42%	34%	1%	0%
D-W	888	64%	28%	47%	23%	23%	12%	30%	28%	3%	0%
DE	1339	64%	28%	46%	24%	22%	11%	30%	28%	3%	0%
D-E	454	66%	26%	41%	26%	19%	9%	28%	28%	3%	-
EL	826	77%	26%	62%	21%	31%	7%	34%	34%	0%	0%
ES	832	73%	29%	45%	12%	21%	7%	16%	25%	3%	1%
FR	937	65%	28%	59%	28%	32%	8%	23%	37%	1%	0%
IE	794	60%	35%	47%	21%	21%	4%	20%	27%	2%	4%
IT	789	71%	32%	45%	17%	22%	6%	17%	20%	2%	0%
LU	470	72%	36%	62%	27%	34%	15%	35%	40%	1%	-
NL	926	66%	44%	44%	28%	31%	11%	46%	44%	2%	0%
AT	847	54%	34%	42%	22%	16%	8%	25%	25%	5%	1%
PT	710	75%	28%	48%	13%	16%	5%	20%	21%	1%	2%
FI	893	61%	34%	48%	26%	30%	8%	21%	33%	1%	-
SE	956	49%	25%	44%	30%	25%	8%	42%	40%	1%	1%
UK	1099	55%	30%	50%	27%	24%	9%	20%	34%	2%	0%
CY	470	76%	29%	68%	17%	27%	9%	22%	25%	1%	1%
CZ	890	39%	27%	38%	21%	13%	6%	23%	35%	8%	0%
EE	814	48%	35%	36%	24%	18%	6%	37%	24%	1%	2%
HU	804	62%	19%	55%	30%	22%	5%	14%	33%	2%	1%
LV	830	40%	32%	31%	22%	12%	4%	26%	31%	9%	0%
LT	672	42%	30%	18%	25%	15%	5%	24%	20%	6%	1%
MT	413	52%	37%	69%	13%	13%	5%	22%	36%	1%	1%
PL	770	37%	25%	31%	20%	11%	5%	17%	23%	8%	2%
SK	970	50%	31%	46%	28%	16%	5%	25%	33%	3%	8%
SI	905	54%	32%	53%	30%	17%	6%	29%	37%	3%	0%
BG	625	63%	27%	47%	23%	15%	4%	24%	27%	2%	3%
RO	602	74%	32%	52%	30%	22%	9%	26%	29%	1%	1%
HR	832	58%	26%	44%	28%	23%	7%	26%	21%	1%	3%
TR	623	54%	30%	40%	19%	12%	2%	25%	20%	1%	4%
IS	476	68%	35%	30%	27%	49%	11%	25%	24%	0%	3%
CH	917	62%	31%	63%	25%	22%	12%	42%	40%	1%	1%
NW	896	46%	33%	38%	27%	17%	8%	36%	29%	1%	11%

QA3.1 I would like you to tell me for each of the following issues in the news if you feel very well informed, moderately well informed or poorly informed about it?

Sports news

	TOTAL	Very well informed	Moderately well informed	Poorly informed	DK
EU25	24895	28%	41%	29%	2%
BE	1024	25%	49%	24%	1%
DK	1013	27%	41%	32%	1%
D-W	1003	22%	43%	36%	-
DE	1507	22%	44%	34%	-
D-E	504	24%	47%	29%	-
EL	1000	22%	35%	43%	-
ES	1036	24%	38%	37%	1%
FR	1021	41%	38%	17%	3%
IE	1008	39%	34%	23%	4%
IT	1006	17%	45%	38%	0%
LU	518	28%	48%	23%	0%
NL	1005	27%	48%	25%	-
AT	1034	26%	43%	30%	2%
PT	1009	16%	53%	31%	0%
FI	1006	22%	48%	30%	-
SE	1023	30%	37%	32%	1%
UK	1307	43%	31%	22%	5%
CY	504	27%	34%	38%	1%
CZ	1037	36%	45%	14%	4%
EE	1000	17%	58%	24%	1%
HU	1000	14%	39%	46%	1%
LV	1034	17%	55%	27%	1%
LT	1003	12%	60%	25%	3%
MT	500	25%	30%	33%	11%
PL	999	27%	45%	21%	6%
SK	1241	22%	42%	32%	3%
SI	1060	43%	45%	11%	0%
BG	1008	17%	34%	43%	6%
RO	1005	13%	45%	39%	3%
HR	1000	26%	46%	27%	1%
TR	1005	19%	35%	43%	2%
IS	500	21%	34%	45%	0%
CH	1000	28%	49%	23%	1%
NW	976	29%	45%	26%	0%

QA3.2 I would like you to tell me for each of the following issues in the news if you feel very well informed, moderately well informed or poorly informed about it?

Politics

	TOTAL	Very well informed	Moderately well informed	Poorly informed	DK
EU25	24895	20%	55%	24%	1%
BE	1024	22%	59%	18%	1%
DK	1013	24%	60%	15%	0%
D-W	1003	28%	59%	13%	-
DE	1507	29%	58%	13%	-
D-E	504	34%	55%	11%	-
EL	1000	29%	59%	13%	-
ES	1036	15%	45%	39%	1%
FR	1021	26%	57%	15%	2%
IE	1008	23%	51%	23%	3%
IT	1006	8%	53%	39%	0%
LU	518	31%	54%	15%	0%
NL	1005	29%	62%	8%	-
AT	1034	16%	60%	23%	1%
PT	1009	5%	59%	36%	0%
FI	1006	9%	58%	33%	0%
SE	1023	20%	61%	18%	0%
UK	1307	22%	54%	22%	2%
CY	504	33%	48%	18%	0%
CZ	1037	25%	59%	14%	1%
EE	1000	12%	63%	24%	1%
HU	1000	9%	50%	40%	0%
LV	1034	13%	62%	25%	1%
LT	1003	13%	64%	22%	1%
MT	500	27%	43%	24%	5%
PL	999	17%	51%	27%	4%
SK	1241	18%	59%	22%	1%
SI	1060	31%	53%	16%	0%
BG	1008	13%	48%	34%	4%
RO	1005	10%	56%	30%	4%
HR	1000	19%	57%	24%	1%
TR	1005	13%	44%	40%	2%
IS	500	20%	60%	20%	1%
CH	1000	28%	57%	15%	0%
NW	976	26%	59%	15%	0%

QA3.3 I would like you to tell me for each of the following issues in the news if you feel very well informed, moderately well informed or poorly informed about it?

New medical discoveries

	TOTAL	Very well informed	Moderately well informed	Poorly informed	DK
EU25	24895	11%	59%	28%	1%
BE	1024	14%	61%	25%	0%
DK	1013	10%	48%	41%	1%
D-W	1003	12%	62%	25%	0%
DE	1507	13%	62%	25%	0%
D-E	504	14%	61%	26%	-
EL	1000	14%	68%	18%	0%
ES	1036	9%	47%	43%	1%
FR	1021	19%	67%	12%	1%
IE	1008	12%	53%	32%	3%
IT	1006	7%	61%	31%	1%
LU	518	21%	62%	17%	1%
NL	1005	15%	65%	20%	0%
AT	1034	14%	50%	34%	2%
PT	1009	4%	59%	36%	1%
FI	1006	6%	53%	40%	0%
SE	1023	10%	53%	37%	0%
UK	1307	14%	58%	26%	2%
CY	504	17%	61%	22%	0%
CZ	1037	10%	66%	21%	3%
EE	1000	3%	51%	45%	1%
HU	1000	5%	57%	38%	1%
LV	1034	6%	48%	44%	2%
LT	1003	4%	44%	49%	3%
MT	500	13%	42%	38%	6%
PL	999	8%	54%	35%	3%
SK	1241	6%	53%	38%	3%
SI	1060	13%	60%	26%	1%
BG	1008	8%	40%	45%	8%
RO	1005	5%	54%	37%	5%
HR	1000	10%	59%	30%	1%
TR	1005	13%	37%	46%	4%
IS	500	7%	49%	42%	2%
CH	1000	17%	62%	20%	1%
NW	976	11%	56%	32%	1%

QA3.4 I would like you to tell me for each of the following issues in the news if you feel very well informed, moderately well informed or poorly informed about it?

Environmental pollution

	TOTAL	Very well informed	Moderately well informed	Poorly informed	DK
EU25	24895	15%	61%	23%	1%
BE	1024	21%	63%	16%	0%
DK	1013	14%	66%	20%	0%
D-W	1003	17%	64%	20%	-
DE	1507	17%	63%	20%	0%
D-E	504	18%	59%	23%	0%
EL	1000	22%	67%	11%	0%
ES	1036	11%	53%	35%	1%
FR	1021	24%	64%	12%	1%
IE	1008	18%	55%	24%	3%
IT	1006	10%	66%	24%	1%
LU	518	33%	60%	7%	0%
NL	1005	17%	64%	19%	-
AT	1034	15%	59%	24%	1%
PT	1009	8%	65%	27%	0%
FI	1006	12%	71%	16%	0%
SE	1023	17%	63%	21%	-
UK	1307	16%	59%	23%	2%
CY	504	33%	54%	12%	0%
CZ	1037	11%	67%	21%	1%
EE	1000	6%	62%	31%	1%
HU	1000	11%	59%	28%	1%
LV	1034	10%	60%	29%	1%
LT	1003	3%	43%	50%	4%
MT	500	32%	48%	18%	2%
PL	999	9%	58%	31%	3%
SK	1241	9%	56%	34%	1%
SI	1060	16%	60%	23%	0%
BG	1008	10%	47%	37%	6%
RO	1005	5%	50%	39%	6%
HR	1000	17%	61%	21%	1%
TR	1005	26%	39%	32%	3%
IS	500	9%	58%	31%	3%
CH	1000	30%	62%	7%	1%
NW	976	18%	68%	13%	1%

QA3.5 I would like you to tell me for each of the following issues in the news if you feel very well informed, moderately well informed or poorly informed about it?

New inventions and technologies

	TOTAL	Very well informed	Moderately well informed	Poorly informed	DK
EU25	24895	11%	53%	35%	2%
BE	1024	13%	58%	29%	0%
DK	1013	12%	48%	39%	1%
D-W	1003	11%	52%	36%	1%
DE	1507	11%	53%	36%	1%
D-E	504	10%	56%	33%	1%
EL	1000	11%	64%	24%	0%
ES	1036	9%	42%	47%	1%
FR	1021	19%	59%	19%	2%
IE	1008	11%	45%	39%	4%
IT	1006	8%	55%	36%	1%
LU	518	21%	59%	20%	0%
NL	1005	14%	54%	31%	1%
AT	1034	9%	46%	42%	3%
PT	1009	5%	54%	40%	1%
FI	1006	8%	49%	42%	0%
SE	1023	13%	49%	38%	0%
UK	1307	11%	56%	30%	3%
CY	504	18%	57%	24%	1%
CZ	1037	9%	57%	31%	3%
EE	1000	5%	44%	49%	2%
HU	1000	8%	53%	38%	1%
LV	1034	6%	50%	41%	3%
LT	1003	3%	39%	54%	4%
MT	500	16%	41%	34%	9%
PL	999	9%	46%	40%	4%
SK	1241	6%	44%	46%	5%
SI	1060	10%	54%	35%	1%
BG	1008	5%	33%	49%	13%
RO	1005	4%	39%	49%	7%
HR	1000	11%	55%	32%	2%
TR	1005	14%	37%	45%	4%
IS	500	10%	54%	33%	3%
CH	1000	15%	55%	27%	3%
NW	976	13%	56%	30%	1%

QA3.6 I would like you to tell me for each of the following issues in the news if you feel very well informed, moderately well informed or poorly informed about it?

New scientific discoveries

	TOTAL	Very well informed	Moderately well informed	Poorly informed	DK
EU25	24895	10%	51%	37%	2%
BE	1024	10%	56%	34%	0%
DK	1013	9%	46%	44%	1%
D-W	1003	11%	51%	38%	1%
DE	1507	11%	51%	37%	1%
D-E	504	12%	53%	35%	0%
EL	1000	11%	67%	22%	0%
ES	1036	8%	41%	50%	1%
FR	1021	16%	61%	21%	2%
IE	1008	9%	42%	43%	6%
IT	1006	6%	54%	39%	1%
LU	518	16%	56%	26%	2%
NL	1005	10%	54%	35%	1%
AT	1034	9%	47%	42%	3%
PT	1009	4%	52%	44%	0%
FI	1006	6%	45%	49%	0%
SE	1023	12%	52%	36%	0%
UK	1307	11%	52%	34%	2%
CY	504	16%	58%	25%	1%
CZ	1037	8%	53%	35%	4%
EE	1000	5%	40%	54%	2%
HU	1000	8%	50%	41%	1%
LV	1034	3%	45%	49%	3%
LT	1003	2%	34%	60%	4%
MT	500	12%	37%	40%	11%
PL	999	7%	44%	45%	4%
SK	1241	5%	41%	49%	5%
SI	1060	9%	54%	36%	1%
BG	1008	6%	32%	49%	13%
RO	1005	4%	37%	51%	8%
HR	1000	8%	56%	35%	2%
TR	1005	12%	34%	49%	5%
IS	500	7%	41%	47%	4%
CH	1000	14%	57%	27%	2%
NW	976	10%	53%	34%	2%

QA4 Which of the following have you visited in the last twelve months? (MULTIPLE ANSWERS POSSIBLE)

	TOTAL	Zoo or aquarium	Science museum or technology museum or science centre	Science exhibition or science "week"	Public library	Art museum	None of these (SPONTANEOUS)	DK
EU25	24895	27%	16%	8%	34%	23%	41%	1%
BE	1024	28%	16%	15%	39%	26%	36%	0%
DK	1013	45%	16%	7%	67%	42%	18%	0%
D-W	1003	35%	21%	6%	32%	27%	39%	0%
DE	1507	37%	20%	6%	31%	26%	38%	0%
D-E	504	45%	19%	5%	26%	25%	35%	0%
EL	1000	12%	12%	5%	14%	14%	66%	-
ES	1036	19%	16%	5%	23%	20%	53%	1%
FR	1021	30%	15%	17%	30%	24%	38%	1%
IE	1008	24%	10%	7%	41%	19%	42%	0%
IT	1006	11%	11%	5%	17%	19%	55%	1%
LU	518	30%	24%	23%	23%	26%	35%	1%
NL	1005	53%	16%	8%	60%	42%	16%	0%
AT	1034	25%	11%	5%	23%	19%	48%	2%
PT	1009	17%	6%	2%	17%	11%	67%	0%
FI	1006	29%	16%	10%	75%	32%	17%	-
SE	1023	34%	36%	15%	75%	39%	13%	-
UK	1307	30%	19%	9%	52%	25%	29%	0%
CY	504	28%	8%	2%	11%	10%	60%	1%
CZ	1037	37%	18%	9%	38%	25%	31%	0%
EE	1000	28%	11%	9%	52%	20%	32%	2%
HU	1000	27%	11%	6%	26%	16%	55%	0%
LV	1034	31%	8%	7%	34%	18%	41%	1%
LT	1003	19%	10%	10%	33%	18%	41%	7%
MT	500	12%	9%	5%	27%	22%	52%	-
PL	999	22%	12%	8%	38%	11%	45%	1%
SK	1241	26%	11%	5%	34%	13%	44%	1%
SI	1060	23%	16%	7%	51%	18%	36%	-
BG	1008	13%	7%	5%	16%	7%	70%	0%
RO	1005	17%	8%	4%	19%	12%	64%	2%
HR	1000	17%	7%	6%	34%	14%	52%	0%
TR	1005	20%	7%	6%	18%	11%	57%	3%
IS	500	36%	24%	11%	80%	57%	7%	1%
CH	1000	45%	26%	15%	40%	36%	25%	1%
NW	976	36%	27%	10%	58%	34%	23%	0%

QA5a Are there any particular reasons why you have not visited a science or technology museum in the last twelve months? (MULTIPLE ANSWERS POSSIBLE)

(IF 'DID NOT VISIT A SCIENCE OR TECHNOLOGY MUSEUM', NO CODE 2 IN QA4)

	TOTAL	I have no time	It is too far away	The entrance fees are too high	I do not know where these museums are	I am not interested	They are too complicated	I didn't think about it	Other (SPONTANEOUS)	DK
EU25	20965	35%	23%	7%	9%	22%	3%	21%	8%	1%
BE	857	38%	9%	5%	6%	31%	4%	23%	12%	0%
DK	848	27%	28%	6%	9%	21%	3%	29%	7%	2%
D-W	797	37%	29%	7%	9%	21%	3%	23%	11%	1%
DE	1201	36%	30%	10%	9%	20%	3%	21%	11%	1%
D-E	406	34%	35%	23%	8%	15%	5%	15%	10%	2%
EL	881	45%	26%	5%	13%	10%	2%	14%	5%	0%
ES	867	42%	17%	4%	7%	25%	4%	19%	7%	2%
FR	868	38%	22%	9%	8%	20%	3%	20%	14%	1%
IE	911	21%	18%	1%	11%	27%	4%	22%	6%	11%
IT	895	29%	12%	5%	12%	21%	4%	24%	6%	2%
LU	395	47%	13%	1%	7%	28%	5%	21%	8%	2%
NL	842	31%	12%	5%	6%	38%	2%	25%	12%	1%
AT	918	29%	21%	7%	7%	29%	9%	19%	6%	4%
PT	944	44%	26%	8%	8%	24%	2%	12%	6%	5%
FI	843	20%	34%	4%	11%	22%	4%	33%	6%	0%
SE	653	33%	35%	2%	8%	21%	3%	20%	8%	1%
UK	1056	31%	25%	2%	6%	20%	1%	21%	9%	1%
CY	463	50%	8%	0%	18%	24%	0%	14%	9%	4%
CZ	852	32%	28%	11%	6%	31%	3%	19%	3%	1%
EE	895	31%	28%	12%	22%	16%	4%	26%	4%	2%
HU	891	32%	32%	9%	8%	20%	4%	27%	9%	2%
LV	953	40%	21%	10%	12%	16%	5%	25%	3%	1%
LT	905	30%	24%	16%	20%	23%	4%	21%	4%	1%
MT	457	36%	5%	2%	8%	31%	5%	25%	6%	1%
PL	881	39%	31%	14%	7%	18%	1%	15%	6%	1%
SK	1104	29%	29%	10%	17%	27%	4%	24%	4%	1%
SI	893	37%	22%	8%	6%	18%	2%	34%	9%	1%
BG	936	30%	19%	8%	15%	29%	11%	17%	4%	3%
RO	927	36%	21%	7%	15%	24%	5%	19%	3%	4%
HR	931	37%	30%	10%	8%	18%	3%	22%	5%	3%
TR	937	41%	22%	5%	10%	17%	2%	12%	9%	5%
IS	380	18%	19%	1%	26%	19%	1%	35%	4%	3%
CH	740	42%	15%	8%	7%	26%	5%	23%	12%	3%
NW	713	27%	33%	2%	8%	21%	2%	35%	8%	5%

QA5b For what reasons have you visited a science or technology museum in the last twelve months? (MULTIPLE ANSWERS POSSIBLE)

(IF 'HAVE VISITED A SCIENCE OR TECHNOLOGY MUSEUM', CODE 2 IN QA4)

	TOTAL	To learn something	It is interesting	I did it for my children/friends/family	It is fun	It was a little bit by chance	I like science and technology	For a special event/exhibition	I had nothing else to do on that day	It is near my home	Other (SPONTANEOUS)	DK
EU25	3930	37%	61%	34%	23%	7%	36%	17%	3%	4%	5%	1%
BE	167	43%	54%	31%	21%	8%	33%	16%	2%	2%	8%	1%
DK	165	49%	74%	41%	34%	5%	44%	13%	1%	1%	8%	-
D-W	206	36%	78%	38%	39%	4%	52%	22%	3%	5%	3%	-
DE	306	34%	78%	37%	37%	5%	51%	21%	3%	5%	3%	-
D-E	98	30%	76%	32%	29%	6%	43%	19%	3%	3%	4%	-
EL	119	45%	58%	13%	8%	4%	42%	10%	2%	-	5%	-
ES	169	27%	58%	17%	11%	5%	30%	10%	-	2%	7%	1%
FR	153	53%	56%	48%	8%	4%	35%	18%	3%	4%	8%	-
IE	97	40%	62%	19%	15%	5%	42%	25%	2%	-	3%	5%
IT	111	36%	56%	22%	12%	11%	18%	7%	3%	2%	2%	2%
LU	123	51%	75%	28%	29%	8%	37%	23%	2%	2%	3%	-
NL	163	50%	57%	36%	27%	10%	37%	14%	4%	5%	9%	1%
AT	116	31%	66%	20%	27%	7%	47%	14%	1%	3%	6%	2%
PT	65	49%	57%	16%	3%	6%	37%	5%	1%	6%	10%	-
FI	163	29%	64%	41%	28%	15%	30%	30%	4%	4%	3%	-
SE	370	44%	70%	43%	48%	10%	40%	18%	3%	2%	4%	0%
UK	251	29%	53%	22%	22%	4%	34%	16%	2%	7%	3%	1%
CY	41	49%	64%	22%	5%	12%	30%	11%	3%	-	9%	2%
CZ	185	42%	46%	41%	30%	4%	29%	28%	3%	4%	3%	-
EE	105	37%	50%	25%	21%	6%	23%	23%	4%	2%	8%	3%
HU	109	33%	68%	34%	22%	3%	36%	22%	1%	3%	3%	1%
LV	81	53%	64%	26%	26%	5%	24%	18%	3%	-	-	3%
LT	98	42%	66%	17%	3%	17%	36%	25%	5%	1%	3%	1%
MT	43	22%	67%	22%	30%	6%	32%	20%	-	1%	5%	-
PL	117	36%	45%	13%	18%	15%	31%	18%	3%	-	6%	3%
SK	137	44%	57%	24%	8%	15%	40%	25%	2%	1%	2%	5%
SI	167	38%	66%	17%	19%	17%	28%	20%	2%	2%	5%	-
BG	72	47%	51%	17%	10%	2%	27%	11%	-	1%	1%	1%
RO	78	66%	59%	28%	11%	4%	58%	17%	3%	-	2%	-
HR	69	41%	45%	27%	5%	10%	38%	11%	1%	-	7%	6%
TR	68	49%	25%	18%	12%	9%	22%	7%	1%	2%	6%	2%
IS	120	31%	59%	31%	36%	14%	32%	20%	0%	1%	12%	-
CH	260	49%	74%	34%	33%	9%	38%	26%	3%	7%	9%	1%
NW	263	23%	67%	37%	25%	18%	34%	26%	1%	2%	2%	3%

QA6.1 How often do you...?

read articles on science in newspapers, magazines, or on the Internet

	TOTAL	Regularly	Occasionally	Hardly ever	Never	DK	Regularly or occasionally	Never or hardly never
EU25	24895	19%	40%	20%	20%	0%	60%	40%
BE	1024	30%	35%	18%	17%	0%	65%	35%
DK	1013	27%	38%	20%	14%	-	66%	34%
D-W	1003	21%	44%	20%	14%	0%	66%	34%
DE	1507	22%	44%	20%	14%	0%	66%	34%
D-E	504	25%	43%	21%	12%	-	67%	33%
EL	1000	17%	39%	19%	25%	-	56%	44%
ES	1036	14%	33%	23%	30%	0%	47%	53%
FR	1021	25%	41%	15%	19%	-	66%	34%
IE	1008	16%	35%	26%	22%	1%	51%	48%
IT	1006	10%	41%	21%	28%	-	51%	49%
LU	518	32%	44%	14%	11%	-	76%	24%
NL	1005	38%	32%	18%	12%	-	70%	30%
AT	1034	13%	46%	25%	16%	0%	59%	40%
PT	1009	13%	31%	23%	33%	-	44%	56%
FI	1006	26%	53%	16%	5%	-	79%	21%
SE	1023	29%	48%	18%	6%	-	76%	24%
UK	1307	22%	36%	22%	20%	-	58%	42%
CY	504	24%	46%	10%	20%	-	70%	30%
CZ	1037	14%	39%	29%	18%	0%	53%	47%
EE	1000	23%	55%	12%	10%	0%	78%	21%
HU	1000	16%	50%	12%	22%	0%	66%	34%
LV	1034	18%	52%	16%	14%	0%	70%	30%
LT	1003	17%	50%	16%	17%	0%	67%	33%
MT	500	16%	33%	18%	33%	0%	49%	51%
PL	999	14%	46%	19%	22%	0%	59%	40%
SK	1241	14%	51%	20%	15%	0%	65%	35%
SI	1060	18%	54%	20%	8%	-	72%	28%
BG	1008	13%	37%	17%	33%	1%	49%	50%
RO	1005	13%	37%	23%	27%	0%	50%	50%
HR	1000	14%	54%	16%	16%	-	69%	31%
TR	1005	17%	36%	16%	29%	3%	52%	45%
IS	500	25%	47%	23%	6%	-	72%	28%
CH	1000	29%	42%	18%	10%	0%	71%	29%
NW	976	27%	45%	21%	6%	0%	73%	27%

QA6.2 How often do you...?

talk with your friends about science and technology

	TOTAL	Regularly	Occasionally	Hardly ever	Never	DK	Regularly or occasionally	Never or hardly never
EU25	24895	10%	37%	26%	27%	0%	47%	53%
BE	1024	14%	31%	28%	27%	-	45%	55%
DK	1013	16%	40%	27%	17%	-	56%	44%
D-W	1003	12%	40%	29%	19%	0%	51%	48%
DE	1507	12%	40%	30%	19%	0%	52%	48%
D-E	504	10%	42%	32%	16%	-	52%	48%
EL	1000	16%	43%	23%	19%	-	58%	42%
ES	1036	9%	28%	26%	37%	0%	37%	63%
FR	1021	13%	38%	20%	28%	0%	52%	48%
IE	1008	6%	32%	28%	33%	1%	38%	61%
IT	1006	4%	36%	27%	33%	0%	39%	61%
LU	518	19%	39%	21%	21%	-	58%	42%
NL	1005	21%	32%	25%	22%	-	53%	47%
AT	1034	9%	36%	31%	23%	0%	45%	54%
PT	1009	6%	28%	25%	41%	0%	34%	66%
FI	1006	11%	48%	30%	11%	-	58%	42%
SE	1023	15%	52%	23%	11%	0%	66%	34%
UK	1307	11%	36%	26%	26%	0%	47%	53%
CY	504	18%	47%	14%	20%	-	65%	35%
CZ	1037	6%	27%	39%	28%	0%	34%	66%
EE	1000	10%	45%	21%	25%	0%	54%	46%
HU	1000	9%	47%	20%	24%	0%	56%	44%
LV	1034	10%	41%	22%	27%	0%	51%	49%
LT	1003	9%	44%	20%	26%	0%	53%	47%
MT	500	11%	30%	22%	37%	-	41%	59%
PL	999	8%	36%	23%	33%	0%	44%	56%
SK	1241	6%	40%	31%	23%	0%	45%	54%
SI	1060	7%	50%	27%	16%	-	57%	43%
BG	1008	8%	33%	23%	35%	1%	41%	58%
RO	1005	6%	28%	32%	34%	0%	33%	66%
HR	1000	7%	48%	24%	20%	0%	55%	44%
TR	1005	7%	28%	19%	43%	3%	35%	61%
IS	500	13%	39%	30%	18%	-	52%	48%
CH	1000	15%	43%	25%	16%	0%	58%	41%
NW	976	15%	41%	30%	13%	1%	56%	43%

QA6.3 How often do you...?

attend public meetings or debates about science or technology

	TOTAL	Regularly	Occasionally	Hardly ever	Never	DK	Regularly or occasionally	Never or hardly never
EU25	24895	2%	8%	19%	71%	0%	10%	90%
BE	1024	4%	7%	14%	76%	0%	10%	90%
DK	1013	2%	6%	22%	69%	-	8%	92%
D-W	1003	2%	11%	25%	62%	0%	13%	87%
DE	1507	2%	11%	24%	63%	0%	13%	87%
D-E	504	2%	12%	23%	64%	-	13%	87%
EL	1000	5%	19%	28%	48%	0%	24%	75%
ES	1036	2%	8%	20%	70%	0%	10%	90%
FR	1021	3%	6%	13%	78%	-	9%	91%
IE	1008	1%	8%	23%	67%	1%	9%	90%
IT	1006	2%	11%	22%	65%	0%	13%	87%
LU	518	4%	10%	13%	72%	0%	14%	85%
NL	1005	2%	4%	11%	83%	-	6%	94%
AT	1034	3%	13%	30%	54%	1%	16%	83%
PT	1009	1%	4%	10%	84%	1%	5%	94%
FI	1006	1%	9%	27%	63%	-	10%	90%
SE	1023	2%	6%	22%	71%	0%	7%	92%
UK	1307	2%	3%	17%	78%	-	5%	95%
CY	504	2%	11%	15%	72%	0%	13%	87%
CZ	1037	1%	8%	22%	69%	0%	9%	91%
EE	1000	1%	8%	14%	77%	0%	9%	90%
HU	1000	1%	10%	23%	66%	0%	11%	88%
LV	1034	1%	9%	14%	74%	1%	11%	88%
LT	1003	2%	11%	13%	74%	0%	13%	87%
MT	500	1%	5%	15%	79%	-	6%	94%
PL	999	1%	6%	11%	82%	0%	7%	93%
SK	1241	1%	9%	25%	64%	0%	11%	89%
SI	1060	2%	8%	18%	72%	0%	9%	91%
BG	1008	2%	9%	18%	71%	0%	11%	88%
RO	1005	1%	4%	15%	80%	0%	5%	95%
HR	1000	1%	7%	24%	68%	0%	8%	92%
TR	1005	4%	9%	13%	70%	4%	13%	83%
IS	500	3%	5%	15%	76%	-	8%	92%
CH	1000	4%	14%	25%	57%	1%	18%	81%
NW	976	1%	4%	20%	75%	0%	4%	95%

QA6.4 How often do you...?

sign petitions or join street demonstrations about nuclear power, biotechnology or the environment

	TOTAL	Regularly	Occasionally	Hardly ever	Never	DK	Regularly or occasionally	Never or hardly never
EU25	24895	2%	11%	14%	73%	0%	12%	88%
BE	1024	3%	17%	17%	63%	0%	20%	80%
DK	1013	1%	10%	18%	71%	0%	11%	89%
D-W	1003	2%	14%	17%	67%	0%	15%	84%
DE	1507	2%	14%	17%	67%	0%	15%	85%
D-E	504	2%	12%	17%	69%	0%	13%	86%
EL	1000	2%	6%	17%	75%	0%	8%	92%
ES	1036	2%	12%	16%	69%	0%	14%	86%
FR	1021	3%	12%	9%	76%	-	14%	86%
IE	1008	1%	12%	19%	66%	1%	14%	85%
IT	1006	1%	10%	16%	72%	-	11%	89%
LU	518	4%	16%	16%	64%	0%	20%	80%
NL	1005	2%	13%	11%	74%	0%	15%	85%
AT	1034	5%	22%	26%	45%	1%	27%	72%
PT	1009	1%	3%	6%	90%	1%	4%	95%
FI	1006	1%	9%	21%	69%	-	10%	90%
SE	1023	1%	19%	19%	61%	-	20%	80%
UK	1307	2%	10%	13%	75%	0%	12%	88%
CY	504	0%	2%	8%	89%	0%	2%	97%
CZ	1037	0%	6%	18%	75%	0%	7%	93%
EE	1000	0%	4%	8%	86%	1%	5%	94%
HU	1000	1%	5%	12%	82%	0%	6%	94%
LV	1034	0%	3%	6%	89%	2%	3%	95%
LT	1003	0%	3%	5%	91%	0%	4%	96%
MT	500	2%	9%	9%	80%	0%	10%	89%
PL	999	0%	4%	7%	89%	0%	5%	95%
SK	1241	1%	8%	20%	71%	0%	9%	91%
SI	1060	1%	6%	10%	83%	-	7%	93%
BG	1008	2%	7%	13%	77%	1%	9%	90%
RO	1005	0%	3%	4%	92%	1%	3%	96%
HR	1000	2%	9%	15%	73%	0%	12%	88%
TR	1005	3%	4%	5%	82%	6%	7%	87%
IS	500	3%	14%	18%	65%	1%	17%	83%
CH	1000	5%	22%	16%	56%	1%	27%	72%
NW	976	1%	5%	21%	72%	1%	6%	93%

QA7 Among the following categories of people and organisations, which three are best qualified to explain to you the impacts of scientific and technological developments on society? (MAX. 3 ANSWERS)

	TOTAL	Scientists working at a university or government	Scientists working in an industrial laboratory	Newspaper journalists	Television journalists	Politicians	Consumer organisations	Environmental protection associations	The industry	The military	Religious leaders or representatives	The Government	Medical doctors	Writers and intellectuals	None (SPONTA NEOUS)	Others (SPONTA NEOUS)	DK
EU25	24895	52%	28%	25%	32%	5%	16%	21%	6%	2%	2%	6%	23%	10%	2%	1%	4%
BE	1024	57%	29%	32%	36%	5%	23%	22%	7%	1%	1%	10%	27%	9%	2%	1%	1%
DK	1013	39%	21%	33%	45%	10%	23%	22%	9%	2%	1%	5%	22%	14%	2%	1%	2%
D-W	1003	49%	23%	29%	35%	6%	29%	24%	8%	2%	3%	3%	24%	9%	2%	1%	2%
DE	1507	49%	23%	27%	35%	6%	30%	23%	8%	1%	2%	3%	25%	9%	2%	1%	2%
D-E	504	50%	21%	22%	38%	6%	32%	21%	9%	1%	2%	4%	27%	8%	3%	1%	3%
EL	1000	72%	39%	15%	30%	4%	7%	22%	2%	2%	2%	5%	34%	10%	1%	0%	2%
ES	1036	61%	31%	18%	23%	6%	7%	14%	3%	1%	1%	9%	19%	7%	1%	0%	7%
FR	1021	52%	29%	31%	35%	5%	24%	27%	4%	3%	1%	4%	22%	9%	1%	0%	2%
IE	1008	53%	31%	26%	34%	3%	11%	27%	6%	1%	3%	10%	29%	15%	1%	1%	5%
IT	1006	61%	34%	19%	23%	4%	11%	20%	6%	1%	1%	8%	17%	6%	3%	0%	6%
LU	518	50%	29%	29%	37%	8%	12%	24%	4%	2%	1%	5%	28%	10%	1%	2%	3%
NL	1005	48%	16%	39%	34%	8%	31%	21%	14%	0%	2%	9%	17%	18%	1%	1%	2%
AT	1034	54%	36%	16%	19%	6%	28%	31%	11%	3%	2%	6%	31%	5%	2%	1%	7%
PT	1009	38%	17%	36%	55%	2%	11%	22%	4%	0%	1%	4%	17%	6%	2%	1%	10%
FI	1006	58%	32%	29%	27%	5%	13%	18%	7%	5%	2%	10%	31%	14%	1%	0%	1%
SE	1023	59%	30%	27%	32%	4%	17%	24%	11%	3%	1%	3%	25%	21%	1%	1%	2%
UK	1307	43%	29%	23%	26%	3%	13%	17%	9%	4%	2%	11%	31%	16%	2%	1%	6%
CY	504	72%	33%	17%	33%	3%	7%	17%	3%	2%	3%	12%	32%	9%	1%	1%	1%
CZ	1037	76%	29%	16%	15%	8%	4%	22%	2%	3%	1%	7%	31%	7%	1%	0%	3%
EE	1000	52%	32%	25%	28%	3%	6%	19%	3%	2%	1%	4%	17%	7%	3%	1%	8%
HU	1000	42%	23%	28%	46%	5%	6%	14%	4%	1%	2%	9%	24%	11%	3%	1%	6%
LV	1034	40%	22%	34%	37%	4%	2%	14%	8%	4%	3%	6%	16%	6%	7%	0%	4%
LT	1003	47%	31%	36%	46%	6%	5%	7%	6%	2%	1%	3%	8%	7%	5%	1%	4%
MT	500	44%	23%	27%	37%	5%	3%	21%	2%	4%	4%	6%	24%	17%	2%	1%	8%
PL	999	44%	27%	31%	43%	3%	5%	21%	3%	3%	5%	2%	13%	9%	3%	1%	4%
SK	1241	68%	33%	20%	21%	7%	5%	28%	7%	4%	2%	7%	23%	5%	1%	0%	5%
SI	1060	60%	40%	39%	41%	6%	7%	14%	5%	4%	2%	5%	28%	13%	1%	3%	1%
BG	1008	44%	26%	32%	42%	5%	2%	13%	3%	3%	2%	4%	22%	8%	4%	0%	15%
RO	1005	57%	36%	31%	36%	3%	5%	13%	4%	1%	2%	6%	16%	5%	1%	0%	8%
HR	1000	69%	44%	17%	24%	2%	3%	20%	4%	1%	3%	3%	23%	11%	1%	0%	6%
TR	1005	38%	19%	24%	29%	12%	5%	8%	6%	9%	8%	18%	25%	12%	2%	0%	8%
IS	500	65%	37%	29%	33%	5%	8%	11%	3%	0%	1%	2%	21%	11%	0%	1%	3%
CH	1000	53%	25%	27%	27%	6%	24%	30%	11%	3%	4%	4%	25%	15%	1%	2%	3%
NW	976	67%	25%	22%	23%	17%	24%	34%	10%	4%	3%	9%	24%	10%	1%	0%	4%

What it means to study something scientifically ?

	TOTAL	In-dept h study, understanding, interpretation, a critical attitude	Measuring , mathematics, experiment	Testing a theory, hypothesis testing	The work of scientists: wearing a white coat, go to the lab	Naming an organization, institute	Universal project: working for Progress	Positive for myse If and my family	Negative for myse If and my family	Positive for my country or region	Negative for my country or region	Positive for humanity , the whole world	Negative for humanity , the whole world	Medical	Biological: botany, zoology	Physical: chemistry, geology, astronomy	Technology: engineering	Humanities: history, literature, theology	Social sciences: economics, anthropology, politics, sociology	Education , further education	To broaden one's mind , one's knowledge, to be up to date	To discover things to improve the environment, to protect the environment	Scientific progress, evolution , advances	Being informed about science, reading scientific information, articles, books	New technologies	New discoveries, inventions	To solve problems, find solutions	Being an expert about something	Interesting	Doing test in a laboratory , making experiments	General: research conducted by scientists, with the usage of scientific methods	To study something objectively	
EU25	24895	30%	7%	6%	1%	0%	2%	0%	0%	0%	2%	0%	4%	1%	1%	1%	0%	1%	2%	4%	1%	3%	5%	1%	6%	3%	2%	1%	7%	9%	4%		
BE	1024	14%	19%	4%	2%	0%	0%	0%	-	-	-	0%	-	5%	3%	1%	1%	1%	2%	5%	1%	3%	14%	0%	13%	5%	1%	6%	1%	2%	2%		
DK	1013	31%	17%	20%	1%	0%	0%	0%	-	-	-	1%	-	4%	1%	1%	1%	-	0%	1%	3%	0%	2%	0%	6%	2%	1%	1%	2%	13%	4%		
D-WE	1003	34%	6%	5%	1%	0%	4%	0%	-	0%	-	4%	0%	8%	3%	3%	2%	1%	2%	0%	2%	2%	6%	3%	1%	7%	2%	0%	10%	15%	6%		
D-E	1507	35%	6%	5%	1%	0%	4%	0%	-	0%	-	4%	0%	9%	3%	3%	2%	1%	2%	0%	2%	2%	6%	3%	1%	8%	3%	1%	0%	13%	15%	6%	
EL	504	40%	7%	5%	1%	-	7%	0%	-	-	-	6%	0%	11%	4%	4%	2%	0%	1%	3%	3%	6%	5%	2%	10%	5%	1%	-	22%	12%	6%		
E	1000	34%	1%	9%	-	0%	6%	1%	-	-	-	2%	-	7%	-	0%	1%	2%	15%	3%	1%	4%	18%	3%	7%	5%	5%	1%	2%	2%	5%		
ES	1036	22%	1%	7%	1%	-	2%	-	-	-	-	3%	-	2%	0%	1%	1%	-	-	1%	2%	0%	4%	1%	1%	4%	1%	1%	1%	6%	7%	2%	
FR	1021	38%	9%	3%	1%	-	0%	-	-	0%	-	3%	-	8%	1%	1%	2%	1%	0%	1%	4%	9%	4%	1%	7%	6%	2%	2%	4%	10%	6%		
IE	1008	37%	8%	4%	0%	0%	-	0%	-	-	1%	-	8%	1%	1%	-	-	0%	1%	4%	1%	4%	1%	3%	1%	7%	6%	2%	2%	4%	10%	6%	
IT	1006	45%	10%	7%	2%	0%	-	-	-	-	1%	0%	2%	1%	0%	0%	0%	0%	0%	1%	2%	1%	3%	5%	1%	5%	4%	1%	1%	7%	13%	1%	
LU	518	17%	2%	3%	-	-	5%	1%	-	-	-	3%	-	9%	3%	5%	1%	0%	1%	6%	6%	3%	5%	3%	1%	9%	2%	2%	2%	2%	3%	3%	
NL	1005	26%	12%	19%	0%	0%	1%	0%	-	0%	-	2%	0%	1%	1%	1%	0%	1%	4%	10%	1%	1%	12%	0%	5%	2%	3%	6%	1%	1%	11%	5%	
AT	1034	7%	3%	2%	2%	9%	3%	1%	-	1%	-	1%	0%	3%	2%	1%	1%	3%	1%	24%	7%	1%	3%	13%	2%	4%	1%	2%	6%	3%	6%	5%	
PT	1009	34%	7%	4%	5%	-	2%	0%	-	0%	-	3%	-	7%	1%	0%	3%	1%	0%	1%	3%	0%	2%	2%	4%	4%	4%	0%	0%	2%	4%	2%	
FI	1006	24%	14%	8%	-	5%	3%	-	-	-	-	-	-	6%	0%	2%	0%	0%	0%	-	2%	1%	2%	2%	-	2%	3%	0%	-	6%	11%	9%	
SE	1023	27%	31%	6%	3%	0%	-	-	-	-	0%	-	1%	1%	1%	0%	0%	-	1%	3%	0%	0%	9%	0%	1%	1%	2%	-	3%	7%	13%	3%	
UK	1307	19%	2%	2%	1%	-	0%	-	0%	-	1%	-	1%	0%	0%	0%	0%	-	1%	3%	1%	0%	3%	0%	2%	0%	1%	1%	5%	1%	3%	3%	
CY	504	12%	13%	13%	3%	7%	2%	5%	8%	2%	0%	0%	1%	1%	-	-	-	-	-	0%	2%	-	-	-	-	-	-	-	-	0%	0%	0%	
CZ	1037	48%	5%	0%	3%	-	0%	-	-	0%	-	3%	-	1%	0%	0%	1%	0%	13%	9%	0%	-	13%	2%	5%	2%	5%	-	1%	2%	2%	0%	0%
EE	1000	6%	37%	4%	8%	12%	4%	2%	13%	13%	0%	-	-	-	-	-	-	-	-	-	0%	0%	-	-	-	-	-	-	-	-	-	-	
HU	1000	27%	3%	1%	1%	0%	-	-	0%	0%	1%	0%	3%	0%	1%	-	-	-	-	0%	1%	4%	3%	2%	6%	6%	9%	1%	9%	30%	2%	2%	
LV	1034	10%	0%	4%	3%	0%	1%	-	-	0%	-	3%	-	2%	0%	1%	0%	0%	2%	2%	1%	0%	3%	2%	18%	2%	3%	-	11%	4%	9%	0%	
LT	1003	14%	0%	2%	1%	-	-	-	-	0%	-	0%	-	0%	0%	-	0%	0%	24%	21%	-	-	14%	0%	6%	1%	13%	-	9%	1%	0%	0%	
MT	500	16%	6%	7%	0%	-	0%	-	-	-	-	4%	-	4%	1%	1%	1%	-	0%	2%	3%	2%	4%	4%	0%	5%	0%	1%	7%	9%	1%	1%	
PL	999	20%	1%	9%	2%	-	3%	-	-	-	-	2%	-	5%	0%	1%	-	0%	1%	0%	4%	1%	1%	2%	1%	15%	3%	3%	0%	19%	11%	1%	
SK	1241	45%	7%	0%	4%	0%	0%	-	-	-	-	1%	-	1%	1%	1%	0%	0%	14%	11%	0%	0%	15%	0%	5%	2%	4%	-	0%	7%	0%	0%	
SI	1060	8%	1%	1%	1%	0%	5%	1%	-	0%	-	5%	1%	4%	1%	7%	3%	1%	0%	7%	5%	1%	6%	3%	1%	27%	2%	2%	4%	1%	6%	6%	
BG	1008	15%	7%	2%	2%	-	-	2%	-	-	-	5%	-	1%	1%	-	-	4%	-	16%	-	-	2%	-	-	0%	-	-	-	-	-	-	
RO	1005	37%	8%	9%	4%	0%	9%	0%	-	0%	0%	5%	0%	1%	0%	1%	0%	0%	-	15%	-	-	-	-	12%	-	-	-	-	-	-	-	
HR	1000	32%	5%	5%	4%	-	1%	-	-	0%	-	11%	0%	7%	1%	1%	1%	0%	0%	-	-	3%	-	0%	17%	-	-	-	-	-	-	-	
TR	1005	21%	3%	1%	1%	0%	-	-	-	0%	-	7%	-	2%	-	1%	-	0%	-	0%	0%	1%	-	3%	10%	0%	0%	-	-	1%	2%	2%	
IS	500	11%	28%	12%	-	1%	-	0%	-	-	-	2%	-	2%	1%	0%	-	-	-	3%	0%	1%	1%	0%	5%	13%	1%	0%	4%	21%	5%	5%	
CH	1000	11%	0%	3%	1%	0%	0%	1%	0%	0%	0%	6%	0%	4%	1%	1%	0%	0%	0%	12%	25%	3%	10%	3%	1%	3%	2%	1%	7%	3%	9%	2%	
NW	976	11%	4%	11%	0%	0%	0%	0%	-	0%	-	1%	-	0%	1%	0%	0%	1%	5%	1%	0%	1%	10%	2%	3%	4%	2%	0%	6%	8%	4%	4%	

It is not interesting, I'm not interested

	Other answers	DK	No answer
1%	11%	11%	7%
5%	10%	10%	2%
1%	7%	12%	4%
0%	9%	-	23%
0%	8%	-	22%
-	8%	-	17%
0%	0%	11%	1%
0%	10%	27%	0%
1%	8%	0%	17%
1%	10%	15%	4%
0%	3%	10%	0%
1%	8%	15%	4%
3%	21%	17%	1%
0%	17%	10%	18%
-	1%	21%	4%
0%	12%	12%	2%
-	5%	13%	3%
2%	27%	25%	2%
-	-	-	35%
0%	14%	6%	0%
-	-	-	1%
1%	2%	5%	8%
0%	2%	13%	22%
0%	1%	8%	16%
-	4%	40%	-
0%	9%	11%	0%
0%	11%	7%	2%
1%	14%	7%	-
1%	6%	19%	13%
-	0%	27%	-
-	1%	10%	6%
-	0%	45%	7%
-	-	-	23%
1%	9%	6%	3%
0%	12%	14%	19%

QA9a.1 People have different opinions about what is scientific and what is not. I am going to read out a list of subjects. For each one tell me how scientific you think it is, on a scale from 1 to 5, where 5 means that you think it is "very scientific" and 1 that it is "not at all scientific". The intermediate scores allow you to qualify your answer.

Biology

(SPLIT BALLOT A)

	TOTAL	1 Not at all	2	3	4	5 Very scientific	DK	Not scientific	Scientific
EU25	12369	2%	4%	15%	22%	53%	4%	6%	75%
BE	508	3%	4%	15%	23%	54%	1%	6%	78%
DK	517	4%	5%	23%	18%	48%	2%	8%	66%
D-W	493	3%	5%	18%	23%	50%	2%	8%	72%
DE	747	3%	5%	16%	22%	53%	1%	8%	75%
D-E	258	3%	5%	7%	20%	64%	0%	8%	84%
EL	495	2%	2%	9%	16%	66%	4%	4%	83%
ES	523	3%	3%	15%	19%	50%	10%	6%	69%
FR	492	2%	5%	15%	23%	52%	3%	7%	75%
IE	511	1%	5%	11%	20%	59%	4%	6%	79%
IT	528	2%	3%	14%	21%	53%	7%	5%	74%
LU	253	7%	4%	18%	10%	58%	3%	11%	68%
NL	486	2%	3%	20%	33%	40%	1%	6%	73%
AT	516	3%	6%	16%	26%	45%	5%	9%	70%
PT	489	4%	3%	8%	24%	46%	16%	6%	70%
FI	510	4%	5%	19%	23%	48%	1%	9%	71%
SE	502	1%	4%	17%	28%	49%	1%	5%	77%
UK	637	2%	5%	14%	20%	56%	4%	6%	76%
CY	255	1%	6%	7%	14%	63%	7%	8%	77%
CZ	485	2%	2%	15%	22%	58%	1%	4%	80%
EE	515	2%	3%	19%	29%	44%	3%	5%	73%
HU	497	1%	2%	15%	21%	58%	3%	3%	79%
LV	529	2%	4%	13%	22%	53%	7%	5%	74%
LT	476	1%	2%	11%	25%	53%	7%	3%	78%
MT	251	2%	2%	7%	9%	59%	22%	4%	68%
PL	496	1%	3%	12%	26%	56%	2%	4%	82%
SK	610	6%	6%	10%	26%	49%	2%	12%	75%
SI	514	3%	7%	23%	29%	37%	2%	10%	65%
BG	512	1%	1%	11%	25%	54%	9%	2%	79%
RO	513	2%	7%	14%	22%	44%	12%	9%	65%
HR	505	1%	3%	15%	23%	53%	4%	4%	77%
TR	504	7%	4%	11%	13%	47%	19%	11%	60%
IS	250	-	2%	11%	19%	68%	0%	2%	86%
CH	493	2%	3%	12%	28%	53%	2%	5%	81%
NW	475	1%	5%	20%	33%	38%	2%	7%	71%

QA9a.2 People have different opinions about what is scientific and what is not. I am going to read out a list of subjects. For each one tell me how scientific you think it is, on a scale from 1 to 5, where 5 means that you think it is "very scientific" and 1 that it is "not at all scientific". The intermediate scores allow you to qualify your answer.

Astronomy

(SPLIT BALLOT A)

	TOTAL	1 Not at all	2	3	4	5 Very scientific	DK	Not scientific	Scientific
EU25	12369	5%	7%	14%	21%	48%	5%	12%	70%
BE	508	8%	8%	16%	20%	47%	1%	16%	67%
DK	517	5%	9%	13%	23%	47%	3%	14%	70%
D-W	493	7%	11%	17%	19%	44%	2%	18%	63%
DE	747	6%	10%	17%	18%	46%	3%	16%	64%
D-E	258	6%	6%	15%	16%	54%	4%	12%	70%
EL	495	4%	4%	11%	18%	58%	5%	7%	76%
ES	523	3%	8%	14%	20%	44%	10%	12%	64%
FR	492	8%	7%	14%	20%	48%	4%	14%	68%
IE	511	8%	7%	13%	20%	46%	7%	15%	66%
IT	528	7%	8%	16%	25%	39%	7%	14%	63%
LU	253	10%	9%	17%	14%	46%	5%	18%	60%
NL	486	7%	7%	13%	26%	46%	1%	13%	72%
AT	516	2%	8%	17%	25%	43%	4%	11%	68%
PT	489	5%	4%	9%	26%	40%	16%	9%	66%
FI	510	2%	4%	11%	23%	60%	1%	6%	83%
SE	502	2%	5%	14%	19%	59%	1%	7%	78%
UK	637	6%	9%	14%	25%	41%	5%	15%	66%
CY	255	5%	3%	11%	21%	53%	7%	8%	74%
CZ	485	1%	2%	8%	25%	63%	1%	3%	88%
EE	515	1%	4%	12%	22%	57%	4%	5%	79%
HU	497	2%	2%	8%	21%	64%	3%	4%	85%
LV	529	2%	4%	12%	17%	58%	7%	6%	75%
LT	476	1%	2%	10%	18%	63%	6%	3%	81%
MT	251	4%	6%	14%	13%	46%	18%	9%	59%
PL	496	1%	2%	7%	19%	68%	3%	3%	88%
SK	610	5%	4%	7%	18%	64%	2%	9%	82%
SI	514	1%	4%	12%	25%	55%	3%	5%	80%
BG	512	1%	0%	9%	21%	57%	13%	1%	78%
RO	513	3%	3%	10%	17%	55%	12%	6%	72%
HR	505	2%	5%	11%	24%	52%	5%	7%	76%
TR	504	8%	5%	12%	14%	41%	20%	13%	55%
IS	250	2%	4%	10%	15%	68%	1%	5%	83%
CH	493	6%	8%	16%	22%	46%	3%	13%	68%
NW	475	3%	7%	14%	24%	48%	4%	10%	72%

QA9a.3 People have different opinions about what is scientific and what is not. I am going to read out a list of subjects. For each one tell me how scientific you think it is, on a scale from 1 to 5, where 5 means that you think it is "very scientific" and 1 that it is "not at all scientific". The intermediate scores allow you to qualify your answer.

History

(SPLIT BALLOT A)

	TOTAL	1 Not at all	2	3	4	5 Very scientific	DK	Not scientific	Scientific
EU25	12369	17%	20%	26%	16%	18%	4%	37%	34%
BE	508	22%	19%	28%	17%	14%	0%	41%	31%
DK	517	14%	18%	26%	22%	19%	2%	31%	41%
D-W	493	9%	19%	29%	20%	21%	2%	28%	41%
DE	747	8%	17%	30%	20%	23%	2%	26%	43%
D-E	258	6%	13%	30%	22%	29%	0%	19%	51%
EL	495	7%	13%	19%	20%	39%	3%	20%	59%
ES	523	19%	21%	18%	13%	18%	11%	40%	31%
FR	492	27%	27%	27%	11%	6%	3%	54%	17%
IE	511	31%	22%	24%	9%	8%	6%	53%	17%
IT	528	33%	21%	24%	8%	10%	4%	54%	18%
LU	253	14%	14%	27%	14%	28%	3%	28%	42%
NL	486	11%	17%	31%	22%	18%	1%	28%	40%
AT	516	8%	17%	25%	20%	25%	5%	25%	45%
PT	489	13%	16%	19%	19%	20%	13%	29%	39%
FI	510	8%	17%	29%	29%	17%	1%	25%	46%
SE	502	5%	15%	28%	27%	23%	1%	20%	51%
UK	637	25%	26%	27%	10%	10%	3%	50%	19%
CY	255	21%	15%	21%	20%	21%	3%	36%	40%
CZ	485	6%	11%	23%	27%	32%	1%	17%	59%
EE	515	7%	14%	28%	23%	25%	4%	20%	48%
HU	497	4%	11%	27%	22%	33%	3%	16%	55%
LV	529	6%	13%	22%	21%	33%	5%	20%	54%
LT	476	3%	6%	20%	25%	43%	4%	9%	67%
MT	251	18%	16%	23%	14%	16%	13%	34%	31%
PL	496	3%	13%	25%	23%	32%	3%	17%	55%
SK	610	13%	15%	24%	25%	19%	3%	28%	44%
SI	514	12%	22%	31%	18%	16%	1%	35%	34%
BG	512	4%	7%	21%	25%	33%	10%	12%	58%
RO	513	11%	18%	22%	17%	22%	10%	29%	39%
HR	505	7%	12%	34%	18%	25%	4%	20%	42%
TR	504	11%	11%	16%	16%	31%	15%	21%	47%
IS	250	10%	19%	27%	24%	17%	2%	30%	41%
CH	493	13%	17%	29%	20%	19%	2%	31%	38%
NW	475	4%	12%	30%	32%	20%	3%	15%	52%

QA9a.4 People have different opinions about what is scientific and what is not. I am going to read out a list of subjects. For each one tell me how scientific you think it is, on a scale from 1 to 5, where 5 means that you think it is "very scientific" and 1 that it is "not at all scientific". The intermediate scores allow you to qualify your answer.

Physics

(SPLIT BALLOT A)

	TOTAL	1 Not at all	2	3	4	5 Very scientific	DK	Not scientific	Scientific
EU25	12369	2%	3%	8%	20%	63%	4%	5%	83%
BE	508	2%	3%	10%	18%	66%	1%	4%	85%
DK	517	3%	4%	8%	19%	64%	2%	7%	83%
D-W	493	4%	4%	10%	21%	59%	2%	8%	81%
DE	747	4%	4%	9%	20%	63%	1%	8%	82%
D-E	258	4%	3%	4%	13%	76%	1%	7%	89%
EL	495	1%	1%	4%	17%	77%	1%	2%	93%
ES	523	3%	3%	8%	23%	55%	9%	5%	78%
FR	492	2%	4%	11%	21%	57%	4%	7%	78%
IE	511	1%	3%	9%	16%	66%	6%	4%	81%
IT	528	2%	2%	8%	24%	60%	5%	4%	83%
LU	253	5%	3%	14%	17%	57%	4%	8%	73%
NL	486	3%	3%	6%	16%	72%	1%	6%	88%
AT	516	2%	4%	8%	15%	69%	3%	5%	84%
PT	489	3%	2%	8%	25%	48%	14%	6%	73%
FI	510	1%	3%	8%	25%	62%	1%	3%	87%
SE	502	1%	2%	5%	22%	69%	1%	4%	91%
UK	637	1%	2%	8%	18%	67%	4%	3%	85%
CY	255	1%	2%	7%	16%	71%	3%	3%	87%
CZ	485	1%	1%	6%	21%	70%	1%	2%	91%
EE	515	2%	2%	8%	15%	69%	3%	5%	84%
HU	497	1%	3%	9%	22%	61%	4%	4%	83%
LV	529	2%	2%	11%	17%	63%	5%	4%	80%
LT	476	1%	2%	7%	12%	73%	5%	2%	86%
MT	251	5%	3%	7%	17%	51%	16%	9%	68%
PL	496	1%	1%	5%	20%	71%	2%	3%	91%
SK	610	6%	4%	10%	24%	55%	2%	9%	79%
SI	514	1%	4%	11%	27%	55%	2%	4%	83%
BG	512	0%	1%	6%	22%	61%	9%	2%	83%
RO	513	1%	1%	9%	18%	60%	10%	2%	78%
HR	505	2%	3%	10%	22%	59%	4%	5%	81%
TR	504	6%	6%	11%	12%	50%	16%	12%	61%
IS	250	0%	1%	6%	21%	71%	1%	2%	92%
CH	493	2%	3%	8%	16%	69%	3%	5%	84%
NW	475	1%	2%	9%	28%	58%	2%	2%	86%

QA9a.5 People have different opinions about what is scientific and what is not. I am going to read out a list of subjects. For each one tell me how scientific you think it is, on a scale from 1 to 5, where 5 means that you think it is "very scientific" and 1 that it is "not at all scientific". The intermediate scores allow you to qualify your answer.

Astrology

(SPLIT BALLOT A)

	TOTAL	1 Not at all	2	3	4	5 Very scientific	DK	Not scientific	Scientific
EU25	12369	23%	14%	17%	16%	25%	5%	37%	41%
BE	508	35%	13%	20%	11%	20%	1%	48%	31%
DK	517	30%	14%	19%	12%	23%	2%	44%	35%
D-W	493	23%	18%	19%	15%	22%	3%	41%	37%
DE	747	23%	17%	19%	15%	22%	3%	41%	38%
D-E	258	27%	13%	19%	14%	24%	3%	40%	39%
EL	495	31%	16%	12%	10%	26%	5%	47%	36%
ES	523	13%	11%	16%	17%	31%	12%	24%	48%
FR	492	34%	19%	16%	12%	15%	4%	53%	27%
IE	511	17%	11%	15%	17%	33%	6%	28%	50%
IT	528	25%	12%	17%	18%	21%	6%	38%	39%
LU	253	27%	11%	19%	11%	27%	6%	38%	38%
NL	486	27%	15%	21%	19%	16%	2%	42%	35%
AT	516	15%	20%	19%	18%	22%	6%	34%	40%
PT	489	14%	9%	16%	24%	21%	16%	23%	45%
FI	510	57%	20%	11%	5%	5%	1%	77%	11%
SE	502	32%	16%	17%	15%	18%	1%	48%	33%
UK	637	27%	14%	18%	16%	21%	4%	41%	36%
CY	255	14%	8%	9%	20%	41%	7%	23%	61%
CZ	485	13%	11%	17%	18%	39%	1%	24%	57%
EE	515	10%	11%	19%	23%	32%	5%	22%	54%
HU	497	12%	11%	25%	18%	27%	8%	23%	45%
LV	529	9%	10%	15%	18%	42%	6%	19%	60%
LT	476	8%	6%	13%	20%	45%	8%	14%	66%
MT	251	7%	7%	18%	11%	33%	24%	14%	44%
PL	496	8%	10%	9%	23%	45%	5%	18%	68%
SK	610	10%	10%	14%	19%	44%	4%	19%	63%
SI	514	15%	16%	18%	17%	33%	2%	31%	50%
BG	512	8%	6%	13%	21%	38%	15%	14%	58%
RO	513	7%	6%	10%	15%	46%	15%	13%	62%
HR	505	14%	13%	20%	18%	30%	5%	27%	48%
TR	504	14%	9%	15%	13%	29%	20%	23%	41%
IS	250	26%	17%	18%	15%	22%	1%	43%	37%
CH	493	30%	21%	17%	13%	16%	3%	51%	29%
NW	475	36%	20%	12%	18%	11%	3%	55%	30%

QA9a.6 People have different opinions about what is scientific and what is not. I am going to read out a list of subjects. For each one tell me how scientific you think it is, on a scale from 1 to 5, where 5 means that you think it is "very scientific" and 1 that it is "not at all scientific". The intermediate scores allow you to qualify your answer.

Economics

(SPLIT BALLOT A)

	TOTAL	1 Not at all	2	3	4	5 Very scientific	DK	Not scientific	Scientific
EU25	12369	13%	16%	27%	21%	19%	5%	29%	40%
BE	508	15%	16%	33%	22%	15%	0%	31%	36%
DK	517	22%	16%	22%	21%	17%	2%	39%	37%
D-W	493	8%	15%	30%	23%	22%	1%	23%	45%
DE	747	8%	14%	31%	22%	23%	1%	22%	46%
D-E	258	9%	10%	34%	20%	25%	1%	20%	46%
EL	495	5%	5%	15%	23%	50%	2%	10%	73%
ES	523	14%	19%	19%	16%	21%	11%	33%	37%
FR	492	23%	24%	27%	15%	7%	4%	47%	22%
IE	511	21%	18%	25%	18%	12%	7%	39%	30%
IT	528	16%	18%	27%	19%	14%	6%	34%	33%
LU	253	15%	13%	26%	19%	23%	4%	28%	42%
NL	486	6%	11%	34%	27%	20%	2%	17%	47%
AT	516	6%	13%	24%	27%	27%	4%	19%	54%
PT	489	14%	16%	15%	21%	19%	15%	30%	40%
FI	510	6%	14%	35%	26%	18%	1%	19%	44%
SE	502	7%	19%	31%	25%	17%	1%	25%	42%
UK	637	15%	18%	35%	16%	10%	6%	33%	26%
CY	255	18%	10%	18%	21%	29%	4%	29%	50%
CZ	485	9%	13%	25%	26%	25%	1%	23%	51%
EE	515	4%	6%	24%	30%	33%	3%	10%	64%
HU	497	6%	9%	25%	23%	31%	7%	15%	54%
LV	529	6%	8%	22%	21%	36%	7%	14%	57%
LT	476	2%	4%	16%	21%	51%	7%	6%	71%
MT	251	22%	15%	18%	11%	17%	16%	38%	28%
PL	496	6%	10%	17%	29%	33%	5%	16%	62%
SK	610	12%	20%	29%	20%	15%	4%	32%	36%
SI	514	8%	17%	31%	28%	16%	2%	24%	43%
BG	512	4%	5%	18%	28%	34%	11%	9%	62%
RO	513	9%	14%	17%	22%	27%	12%	22%	49%
HR	505	8%	11%	24%	25%	29%	4%	19%	54%
TR	504	11%	11%	15%	15%	33%	16%	21%	47%
IS	250	8%	17%	34%	24%	14%	2%	25%	39%
CH	493	11%	15%	29%	23%	20%	1%	26%	43%
NW	475	4%	18%	27%	36%	12%	4%	22%	47%

QA9a.7 People have different opinions about what is scientific and what is not. I am going to read out a list of subjects. For each one tell me how scientific you think it is, on a scale from 1 to 5, where 5 means that you think it is "very scientific" and 1 that it is "not at all scientific". The intermediate scores allow you to qualify your answer.

Medicine

(SPLIT BALLOT A)

	TOTAL	1 Not at all	2	3	4	5 Very scientific	DK	Not scientific	Scientific
EU25	12369	2%	2%	6%	20%	69%	2%	3%	89%
BE	508	0%	1%	5%	19%	74%	0%	1%	93%
DK	517	1%	1%	5%	22%	70%	2%	2%	92%
D-W	493	4%	3%	6%	21%	65%	0%	7%	86%
DE	747	4%	2%	6%	20%	67%	0%	7%	87%
D-E	258	4%	1%	4%	17%	73%	1%	5%	90%
EL	495	0%	0%	0%	7%	92%	-	1%	99%
ES	523	2%	2%	6%	21%	65%	5%	3%	86%
FR	492	1%	1%	7%	26%	63%	2%	2%	89%
IE	511	1%	2%	6%	17%	70%	3%	4%	88%
IT	528	0%	3%	9%	19%	65%	3%	4%	84%
LU	253	2%	1%	4%	13%	79%	2%	2%	92%
NL	486	1%	1%	7%	29%	62%	0%	2%	91%
AT	516	2%	2%	4%	13%	76%	3%	4%	90%
PT	489	2%	1%	4%	14%	70%	9%	2%	85%
FI	510	1%	0%	3%	24%	71%	1%	1%	95%
SE	502	1%	1%	6%	20%	72%	1%	2%	92%
UK	637	1%	1%	6%	21%	69%	3%	2%	90%
CY	255	1%	-	2%	4%	92%	1%	1%	96%
CZ	485	1%	0%	4%	10%	85%	0%	1%	95%
EE	515	0%	1%	4%	16%	76%	2%	1%	93%
HU	497	1%	1%	6%	16%	73%	3%	2%	89%
LV	529	1%	2%	8%	18%	69%	3%	2%	86%
LT	476	1%	1%	6%	14%	76%	3%	1%	90%
MT	251	4%	1%	4%	7%	78%	6%	5%	85%
PL	496	0%	1%	4%	14%	81%	0%	1%	95%
SK	610	5%	4%	9%	19%	60%	2%	9%	80%
SI	514	0%	1%	5%	21%	72%	1%	2%	92%
BG	512	0%	1%	7%	17%	69%	7%	1%	85%
RO	513	2%	1%	5%	18%	65%	8%	4%	83%
HR	505	2%	1%	4%	14%	76%	2%	3%	90%
TR	504	2%	2%	7%	11%	67%	12%	4%	77%
IS	250	-	2%	2%	17%	79%	0%	2%	95%
CH	493	1%	1%	8%	20%	68%	1%	2%	89%
NW	475	2%	2%	4%	26%	64%	2%	4%	90%

QA9a.8 People have different opinions about what is scientific and what is not. I am going to read out a list of subjects. For each one tell me how scientific you think it is, on a scale from 1 to 5, where 5 means that you think it is "very scientific" and 1 that it is "not at all scientific". The intermediate scores allow you to qualify your answer.

Psychology
(SPLIT BALLOT A)

	TOTAL	1 Not at all	2	3	4	5 Very scientific	DK	Not scientific	Scientific
EU25	12369	8%	11%	23%	23%	30%	5%	19%	53%
BE	508	11%	13%	31%	23%	22%	0%	24%	45%
DK	517	7%	11%	26%	27%	26%	3%	18%	53%
D-W	493	5%	10%	21%	27%	36%	2%	15%	63%
DE	747	5%	11%	20%	26%	36%	2%	16%	62%
D-E	258	4%	14%	20%	25%	34%	3%	18%	59%
EL	495	1%	2%	9%	17%	70%	1%	3%	87%
ES	523	7%	10%	20%	20%	31%	11%	17%	51%
FR	492	12%	19%	30%	20%	16%	4%	31%	36%
IE	511	6%	9%	20%	18%	40%	7%	15%	59%
IT	528	16%	14%	25%	18%	21%	6%	30%	39%
LU	253	6%	7%	26%	19%	38%	5%	13%	57%
NL	486	5%	10%	28%	31%	24%	2%	15%	55%
AT	516	3%	9%	22%	22%	39%	5%	12%	61%
PT	489	6%	6%	14%	22%	38%	14%	12%	60%
FI	510	5%	13%	29%	33%	20%	1%	17%	53%
SE	502	4%	12%	25%	31%	28%	1%	16%	59%
UK	637	8%	10%	26%	25%	25%	5%	18%	51%
CY	255	1%	4%	7%	17%	68%	2%	5%	86%
CZ	485	5%	9%	19%	24%	43%	0%	13%	67%
EE	515	2%	6%	21%	28%	40%	4%	7%	68%
HU	497	3%	5%	23%	24%	40%	5%	7%	65%
LV	529	6%	6%	19%	24%	38%	7%	12%	62%
LT	476	3%	4%	18%	21%	46%	8%	7%	67%
MT	251	4%	4%	10%	21%	41%	20%	8%	62%
PL	496	3%	6%	19%	26%	42%	4%	9%	69%
SK	610	10%	14%	25%	23%	23%	4%	23%	47%
SI	514	3%	10%	24%	30%	31%	3%	13%	61%
BG	512	3%	5%	16%	25%	37%	15%	7%	62%
RO	513	5%	8%	15%	21%	35%	16%	13%	56%
HR	505	3%	4%	16%	27%	46%	4%	8%	73%
TR	504	6%	8%	12%	13%	43%	18%	14%	56%
IS	250	3%	13%	29%	23%	30%	2%	16%	53%
CH	493	7%	9%	23%	28%	31%	2%	16%	59%
NW	475	3%	7%	32%	32%	23%	4%	9%	55%

QA9a.9 People have different opinions about what is scientific and what is not. I am going to read out a list of subjects. For each one tell me how scientific you think it is, on a scale from 1 to 5, where 5 means that you think it is "very scientific" and 1 that it is "not at all scientific". The intermediate scores allow you to qualify your answer.

Mathematics

(SPLIT BALLOT A)

	TOTAL	1 Not at all	2	3	4	5 Very scientific	DK	Not scientific	Scientific
EU25	12369	4%	6%	14%	22%	50%	3%	11%	72%
BE	508	7%	5%	18%	21%	49%	0%	12%	70%
DK	517	7%	7%	18%	25%	41%	2%	14%	66%
D-W	493	6%	8%	17%	20%	49%	2%	13%	68%
DE	747	5%	7%	16%	18%	52%	2%	12%	71%
D-E	258	4%	4%	12%	14%	65%	1%	8%	79%
EL	495	2%	2%	3%	19%	74%	1%	4%	92%
ES	523	4%	6%	12%	20%	51%	8%	10%	70%
FR	492	4%	8%	13%	23%	48%	4%	12%	71%
IE	511	8%	8%	16%	25%	39%	5%	16%	64%
IT	528	4%	6%	12%	22%	53%	4%	9%	75%
LU	253	8%	5%	20%	15%	49%	3%	13%	64%
NL	486	2%	4%	12%	24%	55%	3%	6%	79%
AT	516	2%	8%	17%	21%	46%	4%	11%	68%
PT	489	7%	5%	11%	19%	45%	13%	12%	64%
FI	510	2%	4%	13%	25%	54%	1%	6%	80%
SE	502	2%	6%	13%	25%	53%	1%	9%	78%
UK	637	8%	8%	17%	28%	35%	4%	16%	63%
CY	255	7%	8%	12%	21%	50%	2%	15%	71%
CZ	485	2%	5%	16%	22%	55%	1%	7%	76%
EE	515	2%	4%	13%	20%	59%	2%	6%	79%
HU	497	2%	4%	11%	21%	57%	4%	7%	78%
LV	529	2%	6%	18%	17%	52%	6%	7%	69%
LT	476	1%	2%	8%	11%	73%	4%	3%	84%
MT	251	9%	6%	15%	17%	39%	14%	15%	55%
PL	496	2%	5%	10%	24%	58%	1%	7%	82%
SK	610	8%	9%	18%	22%	39%	4%	17%	61%
SI	514	3%	6%	18%	29%	44%	1%	8%	73%
BG	512	1%	2%	9%	23%	55%	10%	4%	77%
RO	513	4%	4%	10%	17%	55%	9%	9%	72%
HR	505	6%	6%	14%	26%	45%	3%	12%	70%
TR	504	4%	6%	9%	15%	51%	15%	11%	66%
IS	250	7%	8%	15%	26%	43%	2%	15%	69%
CH	493	4%	5%	13%	20%	55%	3%	9%	75%
NW	475	0%	4%	11%	28%	55%	2%	4%	83%

QA9a.10 People have different opinions about what is scientific and what is not. I am going to read out a list of subjects. For each one tell me how scientific you think it is, on a scale from 1 to 5, where 5 means that you think it is "very scientific" and 1 that it is "not at all scientific". The intermediate scores allow you to qualify your answer.

Homeopathy
(SPLIT BALLOT A)

	TOTAL	1 Not at all	2	3	4	5 Very scientific	DK	Not scientific	Scientific
EU25	12369	13%	16%	25%	18%	16%	12%	29%	33%
BE	508	15%	19%	29%	20%	16%	1%	35%	36%
DK	517	17%	16%	24%	13%	12%	18%	33%	25%
D-W	493	9%	19%	31%	17%	20%	4%	28%	37%
DE	747	9%	20%	32%	16%	19%	4%	29%	36%
D-E	258	11%	22%	34%	13%	16%	4%	33%	29%
EL	495	11%	13%	20%	15%	24%	18%	24%	39%
ES	523	7%	10%	22%	17%	20%	23%	17%	37%
FR	492	16%	14%	25%	23%	16%	6%	30%	39%
IE	511	17%	14%	26%	15%	15%	13%	32%	29%
IT	528	20%	16%	25%	17%	12%	10%	36%	29%
LU	253	12%	13%	20%	18%	30%	7%	25%	48%
NL	486	20%	26%	27%	16%	10%	1%	46%	26%
AT	516	9%	11%	29%	22%	20%	10%	20%	42%
PT	489	8%	7%	16%	18%	17%	34%	15%	35%
FI	510	21%	28%	26%	10%	6%	8%	50%	16%
SE	502	22%	23%	25%	14%	6%	10%	45%	21%
UK	637	15%	21%	26%	15%	8%	13%	37%	24%
CY	255	10%	5%	17%	22%	33%	13%	15%	54%
CZ	485	11%	15%	25%	23%	21%	5%	26%	44%
EE	515	5%	11%	20%	15%	16%	33%	16%	31%
HU	497	6%	8%	26%	17%	18%	25%	14%	35%
LV	529	6%	9%	16%	18%	31%	19%	16%	49%
LT	476	4%	8%	15%	18%	28%	25%	13%	47%
MT	251	5%	3%	4%	5%	8%	76%	8%	12%
PL	496	6%	13%	19%	19%	19%	24%	19%	38%
SK	610	11%	17%	26%	24%	12%	10%	28%	36%
SI	514	10%	17%	26%	18%	15%	14%	27%	33%
BG	512	6%	6%	15%	22%	21%	31%	11%	43%
RO	513	4%	7%	12%	15%	28%	34%	11%	42%
HR	505	7%	11%	20%	16%	12%	35%	17%	28%
TR	504	11%	4%	7%	6%	16%	56%	15%	22%
IS	250	20%	27%	20%	12%	9%	11%	47%	21%
CH	493	12%	19%	27%	22%	17%	4%	30%	39%
NW	475	14%	25%	34%	16%	5%	7%	39%	21%

QA9b.1 People have different opinions about what is scientific and what is not. I am going to read out a list of subjects. For each one tell me how scientific you think it is, on a scale from 1 to 5, where 5 means that you think it is "very scientific" and 1 that it is "not at all scientific". The intermediate scores allow you to qualify your answer.

Biology

(SPLIT BALLOT B)

	TOTAL	1 Not at all	2	3	4	5 Very scientific	DK	Not scientific	Scientific
EU25	12526	2%	4%	15%	23%	52%	4%	7%	74%
BE	516	4%	4%	14%	21%	56%	1%	8%	77%
DK	496	2%	6%	19%	25%	46%	3%	8%	71%
D-W	510	4%	5%	15%	24%	50%	3%	9%	74%
DE	760	4%	5%	14%	23%	52%	2%	8%	76%
D-E	246	3%	3%	11%	19%	65%	-	6%	83%
EL	505	1%	2%	9%	13%	71%	4%	3%	84%
ES	513	2%	4%	14%	23%	46%	11%	6%	68%
FR	529	2%	6%	18%	22%	51%	2%	8%	73%
IE	497	2%	3%	11%	25%	55%	4%	5%	80%
IT	478	2%	8%	14%	25%	46%	6%	9%	71%
LU	265	3%	4%	11%	19%	60%	1%	8%	80%
NL	519	2%	5%	24%	29%	39%	1%	8%	68%
AT	518	3%	7%	16%	26%	44%	6%	9%	69%
PT	520	4%	2%	11%	23%	44%	16%	6%	67%
FI	496	3%	3%	22%	25%	45%	2%	6%	70%
SE	521	1%	4%	18%	26%	49%	2%	5%	75%
UK	670	2%	2%	16%	21%	57%	3%	4%	78%
CY	249	3%	1%	10%	21%	59%	4%	5%	81%
CZ	552	2%	1%	12%	28%	57%	1%	3%	85%
EE	485	1%	4%	21%	25%	44%	5%	5%	69%
HU	503	2%	3%	13%	24%	55%	3%	5%	79%
LV	505	2%	3%	15%	22%	52%	6%	5%	74%
LT	527	1%	3%	16%	19%	55%	5%	5%	74%
MT	249	2%	4%	4%	15%	56%	20%	6%	71%
PL	502	2%	2%	15%	21%	58%	2%	4%	79%
SK	631	2%	4%	11%	25%	56%	1%	6%	81%
SI	546	2%	6%	25%	28%	37%	1%	8%	66%
BG	496	0%	1%	8%	24%	55%	11%	2%	79%
RO	492	2%	7%	13%	20%	47%	10%	9%	68%
HR	495	2%	3%	12%	27%	52%	4%	5%	79%
TR	501	4%	6%	12%	15%	43%	20%	10%	58%
IS	250	1%	6%	10%	22%	60%	0%	7%	83%
CH	507	2%	3%	9%	24%	60%	2%	5%	84%
NW	501	1%	5%	17%	34%	39%	4%	6%	73%

QA9b.2 People have different opinions about what is scientific and what is not. I am going to read out a list of subjects. For each one tell me how scientific you think it is, on a scale from 1 to 5, where 5 means that you think it is "very scientific" and 1 that it is "not at all scientific". The intermediate scores allow you to qualify your answer.

Astronomy

(SPLIT BALLOT B)

	TOTAL	1 Not at all	2	3	4	5 Very scientific	DK	Not scientific	Scientific
EU25	12526	5%	7%	15%	20%	49%	4%	12%	69%
BE	516	7%	6%	16%	18%	52%	1%	13%	70%
DK	496	3%	5%	15%	20%	54%	3%	8%	74%
D-W	510	6%	9%	19%	20%	43%	4%	15%	63%
DE	760	5%	8%	17%	20%	46%	3%	14%	66%
D-E	246	4%	6%	11%	19%	60%	0%	10%	79%
EL	505	4%	4%	9%	20%	58%	4%	9%	78%
ES	513	5%	8%	17%	18%	43%	10%	13%	60%
FR	529	6%	10%	16%	20%	46%	2%	16%	66%
IE	497	4%	7%	14%	21%	45%	9%	10%	66%
IT	478	5%	8%	17%	24%	41%	5%	13%	64%
LU	265	4%	8%	18%	14%	51%	5%	12%	65%
NL	519	6%	9%	16%	22%	47%	1%	15%	69%
AT	518	4%	9%	19%	20%	42%	7%	12%	62%
PT	520	4%	4%	15%	22%	39%	16%	9%	61%
FI	496	1%	3%	10%	25%	59%	1%	5%	84%
SE	521	2%	3%	10%	25%	58%	1%	6%	83%
UK	670	6%	6%	16%	21%	48%	4%	12%	69%
CY	249	5%	5%	9%	18%	59%	4%	11%	77%
CZ	552	2%	4%	11%	18%	64%	2%	5%	82%
EE	485	2%	3%	12%	19%	59%	5%	5%	79%
HU	503	2%	3%	7%	20%	64%	4%	5%	84%
LV	505	3%	4%	10%	19%	58%	7%	7%	76%
LT	527	1%	3%	9%	16%	65%	5%	4%	82%
MT	249	6%	4%	10%	13%	41%	25%	10%	54%
PL	502	1%	3%	9%	16%	67%	3%	5%	83%
SK	631	3%	3%	6%	21%	65%	2%	6%	86%
SI	546	1%	5%	12%	25%	56%	1%	6%	81%
BG	496	1%	2%	7%	17%	60%	12%	3%	77%
RO	492	3%	6%	7%	14%	59%	11%	9%	73%
HR	495	3%	5%	13%	22%	50%	6%	8%	73%
TR	501	7%	5%	11%	17%	39%	22%	12%	55%
IS	250	3%	3%	14%	21%	59%	1%	5%	80%
CH	507	5%	8%	18%	23%	43%	3%	13%	66%
NW	501	3%	9%	18%	21%	44%	5%	12%	66%

QA9b.3 People have different opinions about what is scientific and what is not. I am going to read out a list of subjects. For each one tell me how scientific you think it is, on a scale from 1 to 5, where 5 means that you think it is "very scientific" and 1 that it is "not at all scientific". The intermediate scores allow you to qualify your answer.

History

(SPLIT BALLOT B)

	TOTAL	1 Not at all	2	3	4	5 Very scientific	DK	Not scientific	Scientific
EU25	12526	19%	18%	25%	18%	17%	3%	36%	35%
BE	516	20%	17%	28%	18%	16%	1%	37%	34%
DK	496	15%	19%	28%	16%	20%	2%	34%	36%
D-W	510	12%	14%	28%	23%	21%	3%	25%	44%
DE	760	11%	14%	28%	23%	22%	2%	24%	45%
D-E	246	6%	14%	31%	23%	27%	-	20%	50%
EL	505	6%	9%	18%	23%	42%	2%	15%	65%
ES	513	22%	17%	18%	15%	17%	10%	40%	32%
FR	529	27%	25%	28%	12%	7%	1%	52%	19%
IE	497	27%	24%	20%	11%	11%	7%	51%	21%
IT	478	32%	25%	21%	9%	9%	3%	57%	19%
LU	265	18%	13%	26%	13%	30%	1%	31%	43%
NL	519	13%	20%	32%	18%	16%	0%	33%	34%
AT	518	7%	15%	25%	22%	25%	6%	21%	47%
PT	520	14%	14%	19%	18%	20%	14%	28%	39%
FI	496	10%	16%	30%	26%	17%	2%	26%	42%
SE	521	4%	15%	32%	28%	20%	1%	19%	48%
UK	670	29%	20%	28%	14%	7%	2%	50%	21%
CY	249	23%	14%	24%	17%	20%	2%	38%	36%
CZ	552	7%	10%	30%	25%	27%	1%	17%	52%
EE	485	7%	12%	27%	24%	25%	5%	19%	49%
HU	503	6%	9%	26%	26%	29%	4%	15%	55%
LV	505	7%	11%	25%	18%	32%	7%	18%	50%
LT	527	3%	8%	19%	23%	44%	4%	11%	67%
MT	249	23%	18%	19%	11%	12%	17%	41%	23%
PL	502	5%	14%	23%	24%	33%	2%	19%	56%
SK	631	9%	13%	27%	27%	22%	2%	22%	50%
SI	546	11%	19%	30%	19%	19%	1%	31%	38%
BG	496	4%	9%	19%	25%	30%	12%	13%	56%
RO	492	13%	19%	18%	16%	26%	9%	32%	42%
HR	495	6%	13%	32%	21%	25%	3%	19%	46%
TR	501	9%	9%	16%	14%	35%	16%	19%	49%
IS	250	10%	16%	31%	24%	18%	0%	27%	42%
CH	507	10%	16%	27%	21%	22%	3%	27%	43%
NW	501	6%	13%	35%	31%	13%	1%	20%	45%

QA9b.4 People have different opinions about what is scientific and what is not. I am going to read out a list of subjects. For each one tell me how scientific you think it is, on a scale from 1 to 5, where 5 means that you think it is "very scientific" and 1 that it is "not at all scientific". The intermediate scores allow you to qualify your answer.

Physics

(SPLIT BALLOT B)

	TOTAL	1 Not at all	2	3	4	5 Very scientific	DK	Not scientific	Scientific
EU25	12526	2%	3%	9%	19%	64%	3%	5%	83%
BE	516	2%	3%	10%	16%	68%	1%	5%	84%
DK	496	2%	4%	6%	20%	66%	2%	5%	86%
D-W	510	3%	5%	10%	19%	62%	2%	8%	81%
DE	760	3%	4%	9%	18%	64%	1%	8%	82%
D-E	246	4%	3%	4%	13%	75%	-	8%	88%
EL	505	2%	2%	5%	13%	79%	1%	3%	91%
ES	513	3%	2%	8%	22%	55%	9%	5%	78%
FR	529	3%	3%	14%	20%	58%	2%	6%	79%
IE	497	1%	3%	9%	18%	63%	6%	4%	81%
IT	478	1%	3%	10%	21%	62%	4%	4%	82%
LU	265	4%	2%	8%	16%	67%	3%	6%	82%
NL	519	2%	2%	7%	19%	68%	2%	4%	87%
AT	518	1%	3%	10%	15%	65%	6%	4%	80%
PT	520	2%	1%	8%	20%	56%	12%	4%	76%
FI	496	1%	2%	11%	23%	61%	2%	3%	84%
SE	521	1%	2%	5%	22%	69%	1%	3%	91%
UK	670	2%	2%	7%	16%	70%	3%	4%	85%
CY	249	1%	1%	7%	15%	73%	3%	3%	88%
CZ	552	1%	0%	9%	21%	69%	1%	1%	89%
EE	485	1%	2%	8%	19%	66%	5%	3%	84%
HU	503	2%	2%	9%	19%	64%	4%	4%	83%
LV	505	2%	2%	8%	18%	64%	5%	4%	82%
LT	527	1%	2%	6%	15%	74%	3%	3%	88%
MT	249	7%	3%	9%	10%	55%	16%	10%	65%
PL	502	1%	1%	7%	20%	70%	2%	1%	90%
SK	631	2%	4%	7%	18%	67%	2%	6%	85%
SI	546	1%	3%	12%	29%	54%	0%	4%	84%
BG	496	1%	1%	5%	22%	60%	10%	2%	82%
RO	492	1%	4%	7%	13%	67%	8%	6%	80%
HR	495	2%	2%	11%	22%	58%	3%	5%	81%
TR	501	5%	7%	11%	15%	45%	18%	12%	59%
IS	250	2%	3%	5%	23%	67%	1%	4%	90%
CH	507	3%	3%	6%	18%	67%	2%	6%	85%
NW	501	2%	4%	9%	23%	59%	4%	6%	82%

QA9b.5 People have different opinions about what is scientific and what is not. I am going to read out a list of subjects. For each one tell me how scientific you think it is, on a scale from 1 to 5, where 5 means that you think it is "very scientific" and 1 that it is "not at all scientific". The intermediate scores allow you to qualify your answer.

Horoscopes
(SPLIT BALLOT B)

	TOTAL	1 Not at all	2	3	4	5 Very scientific	DK	Not scientific	Scientific
EU25	12526	55%	17%	11%	6%	6%	4%	72%	13%
BE	516	67%	15%	7%	4%	6%	1%	82%	10%
DK	496	59%	17%	11%	6%	5%	1%	76%	12%
D-W	510	50%	17%	12%	9%	9%	3%	67%	18%
DE	760	54%	17%	11%	8%	8%	3%	70%	16%
D-E	246	69%	14%	7%	3%	6%	1%	83%	9%
EL	505	43%	16%	14%	8%	14%	5%	59%	23%
ES	513	51%	17%	9%	6%	9%	8%	67%	15%
FR	529	65%	17%	8%	5%	2%	3%	81%	7%
IE	497	44%	16%	16%	8%	10%	6%	59%	18%
IT	478	51%	16%	15%	8%	6%	5%	67%	13%
LU	265	61%	17%	8%	4%	5%	4%	79%	10%
NL	519	65%	21%	6%	4%	3%	1%	86%	7%
AT	518	41%	18%	17%	10%	7%	7%	59%	17%
PT	520	29%	16%	14%	11%	11%	18%	45%	23%
FI	496	72%	15%	6%	3%	3%	1%	87%	6%
SE	521	68%	16%	7%	5%	3%	1%	84%	8%
UK	670	62%	14%	9%	5%	5%	4%	76%	11%
CY	249	15%	10%	9%	17%	44%	5%	25%	61%
CZ	552	51%	20%	17%	5%	4%	2%	71%	10%
EE	485	47%	23%	12%	5%	6%	7%	70%	11%
HU	503	25%	21%	24%	9%	13%	7%	46%	23%
LV	505	36%	18%	17%	10%	10%	8%	54%	21%
LT	527	37%	21%	19%	6%	10%	7%	58%	16%
MT	249	27%	15%	10%	8%	21%	19%	42%	29%
PL	502	57%	18%	12%	5%	5%	3%	75%	10%
SK	631	46%	22%	19%	6%	5%	3%	68%	10%
SI	546	55%	20%	11%	7%	6%	1%	75%	13%
BG	496	24%	17%	14%	12%	14%	18%	41%	26%
RO	492	24%	11%	16%	12%	22%	15%	36%	34%
HR	495	46%	20%	14%	7%	7%	5%	65%	15%
TR	501	27%	10%	14%	10%	16%	23%	37%	26%
IS	250	59%	19%	10%	4%	6%	2%	78%	10%
CH	507	62%	17%	10%	5%	3%	3%	79%	8%
NW	501	53%	18%	12%	9%	3%	4%	72%	12%

QA9b.6 People have different opinions about what is scientific and what is not. I am going to read out a list of subjects. For each one tell me how scientific you think it is, on a scale from 1 to 5, where 5 means that you think it is "very scientific" and 1 that it is "not at all scientific". The intermediate scores allow you to qualify your answer.

Economics

(SPLIT BALLOT B)

	TOTAL	1 Not at all	2	3	4	5 Very scientific	DK	Not scientific	Scientific
EU25	12526	13%	16%	28%	21%	18%	4%	30%	39%
BE	516	14%	12%	30%	24%	17%	2%	26%	42%
DK	496	18%	19%	29%	18%	15%	1%	38%	32%
D-W	510	7%	16%	33%	24%	18%	2%	23%	42%
DE	760	7%	16%	33%	25%	18%	1%	23%	43%
D-E	246	7%	13%	33%	27%	19%	0%	20%	46%
EL	505	4%	6%	13%	21%	56%	1%	10%	77%
ES	513	19%	15%	21%	17%	18%	10%	34%	35%
FR	529	23%	24%	31%	13%	8%	2%	46%	21%
IE	497	20%	18%	24%	16%	13%	8%	39%	30%
IT	478	19%	20%	28%	19%	10%	4%	39%	29%
LU	265	16%	13%	24%	16%	27%	3%	29%	43%
NL	519	4%	14%	31%	31%	20%	1%	18%	51%
AT	518	7%	9%	29%	25%	23%	7%	16%	48%
PT	520	13%	13%	21%	22%	16%	15%	26%	38%
FI	496	6%	13%	35%	28%	15%	2%	19%	43%
SE	521	8%	17%	35%	24%	16%	1%	25%	39%
UK	670	19%	19%	30%	19%	10%	4%	37%	29%
CY	249	22%	11%	17%	21%	27%	2%	32%	48%
CZ	552	11%	11%	29%	25%	22%	1%	22%	48%
EE	485	3%	7%	26%	30%	30%	4%	10%	59%
HU	503	6%	7%	26%	24%	31%	5%	13%	56%
LV	505	7%	7%	19%	24%	35%	8%	14%	59%
LT	527	2%	5%	16%	21%	53%	4%	7%	74%
MT	249	23%	15%	19%	10%	16%	17%	38%	25%
PL	502	4%	11%	24%	24%	33%	3%	15%	58%
SK	631	12%	15%	27%	25%	19%	2%	27%	44%
SI	546	7%	17%	31%	27%	17%	1%	24%	44%
BG	496	5%	5%	17%	25%	34%	14%	10%	59%
RO	492	10%	12%	22%	17%	30%	10%	22%	46%
HR	495	9%	11%	24%	25%	28%	4%	20%	53%
TR	501	9%	9%	18%	13%	34%	17%	18%	47%
IS	250	8%	18%	32%	25%	15%	2%	26%	40%
CH	507	10%	11%	28%	25%	22%	2%	22%	48%
NW	501	10%	15%	28%	29%	15%	4%	25%	44%

QA9b.7 People have different opinions about what is scientific and what is not. I am going to read out a list of subjects. For each one tell me how scientific you think it is, on a scale from 1 to 5, where 5 means that you think it is "very scientific" and 1 that it is "not at all scientific". The intermediate scores allow you to qualify your answer.

Medicine

(SPLIT BALLOT B)

	TOTAL	1 Not at all	2	3	4	5 Very scientific	DK	Not scientific	Scientific
EU25	12526	1%	2%	6%	19%	70%	2%	3%	89%
BE	516	2%	1%	3%	17%	76%	1%	3%	93%
DK	496	1%	1%	8%	20%	69%	1%	2%	90%
D-W	510	5%	2%	8%	20%	65%	1%	7%	85%
DE	760	5%	2%	6%	19%	68%	1%	6%	87%
D-E	246	3%	1%	2%	15%	79%	0%	4%	94%
EL	505	0%	0%	1%	4%	95%	0%	1%	99%
ES	513	2%	1%	4%	19%	68%	5%	3%	87%
FR	529	0%	3%	8%	23%	66%	1%	3%	89%
IE	497	1%	1%	6%	14%	75%	3%	2%	88%
IT	478	1%	3%	12%	21%	62%	2%	4%	82%
LU	265	2%	0%	4%	11%	82%	-	2%	94%
NL	519	1%	1%	8%	26%	64%	0%	2%	90%
AT	518	2%	3%	5%	13%	72%	5%	5%	85%
PT	520	1%	1%	5%	17%	70%	8%	1%	86%
FI	496	0%	1%	4%	23%	71%	1%	1%	94%
SE	521	0%	1%	5%	25%	68%	1%	1%	93%
UK	670	0%	1%	5%	20%	72%	1%	2%	92%
CY	249	0%	0%	1%	7%	90%	1%	1%	97%
CZ	552	0%	0%	3%	17%	79%	-	1%	96%
EE	485	1%	1%	4%	23%	69%	2%	2%	92%
HU	503	1%	3%	6%	15%	72%	3%	4%	87%
LV	505	1%	2%	5%	15%	75%	3%	3%	89%
LT	527	0%	1%	5%	13%	78%	2%	1%	91%
MT	249	4%	1%	0%	11%	76%	8%	5%	86%
PL	502	-	1%	3%	14%	80%	1%	1%	95%
SK	631	3%	2%	5%	17%	73%	1%	4%	90%
SI	546	0%	1%	5%	19%	75%	0%	1%	94%
BG	496	-	1%	5%	14%	71%	8%	1%	85%
RO	492	2%	1%	4%	16%	72%	5%	3%	88%
HR	495	1%	1%	5%	12%	80%	2%	1%	92%
TR	501	3%	3%	7%	11%	64%	13%	5%	75%
IS	250	1%	2%	4%	32%	61%	1%	2%	93%
CH	507	2%	1%	7%	21%	69%	1%	2%	90%
NW	501	1%	1%	5%	26%	64%	2%	2%	91%

QA9b.8 People have different opinions about what is scientific and what is not. I am going to read out a list of subjects. For each one tell me how scientific you think it is, on a scale from 1 to 5, where 5 means that you think it is "very scientific" and 1 that it is "not at all scientific". The intermediate scores allow you to qualify your answer.

Psychology

(SPLIT BALLOT B)

	TOTAL	1 Not at all	2	3	4	5 Very scientific	DK	Not scientific	Scientific
EU25	12526	7%	12%	24%	23%	31%	4%	18%	54%
BE	516	7%	10%	27%	25%	29%	2%	17%	54%
DK	496	6%	12%	27%	24%	27%	3%	18%	51%
D-W	510	7%	12%	23%	25%	31%	2%	18%	56%
DE	760	6%	11%	23%	26%	31%	2%	18%	57%
D-E	246	5%	9%	22%	32%	29%	2%	14%	61%
EL	505	1%	2%	9%	19%	68%	1%	3%	87%
ES	513	6%	14%	17%	19%	32%	11%	20%	52%
FR	529	11%	19%	29%	21%	19%	2%	29%	40%
IE	497	5%	8%	15%	21%	42%	8%	13%	63%
IT	478	11%	19%	27%	16%	22%	4%	30%	39%
LU	265	6%	5%	23%	21%	42%	3%	11%	63%
NL	519	4%	8%	28%	32%	28%	1%	11%	60%
AT	518	3%	9%	19%	25%	38%	7%	11%	63%
PT	520	4%	6%	11%	26%	39%	14%	10%	65%
FI	496	4%	10%	27%	35%	22%	1%	14%	58%
SE	521	3%	10%	25%	33%	27%	1%	13%	60%
UK	670	9%	8%	29%	23%	27%	3%	17%	51%
CY	249	7%	3%	12%	12%	65%	2%	9%	77%
CZ	552	3%	7%	23%	26%	39%	1%	11%	65%
EE	485	2%	6%	22%	28%	35%	7%	8%	64%
HU	503	4%	5%	21%	26%	41%	5%	8%	66%
LV	505	5%	9%	18%	23%	37%	9%	14%	60%
LT	527	1%	5%	19%	19%	49%	6%	6%	68%
MT	249	1%	3%	12%	19%	48%	17%	4%	67%
PL	502	3%	7%	17%	26%	44%	3%	10%	70%
SK	631	4%	10%	22%	29%	32%	2%	14%	62%
SI	546	3%	8%	24%	29%	34%	1%	11%	64%
BG	496	4%	4%	14%	21%	38%	19%	8%	59%
RO	492	3%	8%	17%	21%	40%	12%	11%	61%
HR	495	3%	5%	17%	26%	46%	3%	8%	72%
TR	501	6%	8%	14%	11%	43%	19%	14%	54%
IS	250	5%	14%	23%	34%	23%	1%	19%	57%
CH	507	4%	10%	24%	29%	30%	4%	14%	58%
NW	501	4%	9%	26%	27%	27%	7%	13%	55%

QA9b.9 People have different opinions about what is scientific and what is not. I am going to read out a list of subjects. For each one tell me how scientific you think it is, on a scale from 1 to 5, where 5 means that you think it is "very scientific" and 1 that it is "not at all scientific". The intermediate scores allow you to qualify your answer.

Mathematics

(SPLIT BALLOT B)

	TOTAL	1 Not at all	2	3	4	5 Very scientific	DK	Not scientific	Scientific
EU25	12526	4%	6%	13%	22%	52%	3%	10%	74%
BE	516	3%	5%	16%	21%	54%	1%	8%	75%
DK	496	4%	9%	18%	23%	44%	2%	13%	67%
D-W	510	4%	8%	15%	22%	48%	2%	13%	70%
DE	760	4%	8%	14%	21%	51%	2%	12%	72%
D-E	246	4%	7%	8%	16%	64%	1%	11%	80%
EL	505	2%	2%	6%	14%	75%	1%	4%	89%
ES	513	4%	5%	8%	19%	56%	9%	8%	74%
FR	529	6%	5%	15%	28%	44%	2%	11%	72%
IE	497	6%	7%	14%	25%	42%	7%	13%	67%
IT	478	5%	7%	11%	19%	55%	1%	12%	75%
LU	265	6%	5%	13%	15%	59%	2%	11%	74%
NL	519	4%	6%	11%	20%	58%	2%	9%	78%
AT	518	6%	6%	17%	18%	46%	7%	12%	64%
PT	520	6%	4%	10%	22%	45%	12%	11%	67%
FI	496	2%	4%	12%	28%	52%	1%	6%	80%
SE	521	1%	4%	13%	27%	53%	2%	5%	81%
UK	670	7%	9%	17%	24%	42%	1%	15%	66%
CY	249	9%	6%	13%	21%	48%	2%	15%	69%
CZ	552	3%	4%	15%	26%	53%	-	7%	78%
EE	485	2%	4%	11%	21%	59%	4%	5%	79%
HU	503	4%	3%	13%	18%	59%	4%	6%	77%
LV	505	3%	7%	14%	20%	51%	5%	10%	72%
LT	527	1%	2%	6%	17%	71%	3%	3%	88%
MT	249	11%	9%	11%	21%	35%	13%	19%	56%
PL	502	2%	3%	9%	22%	63%	2%	4%	85%
SK	631	4%	6%	14%	19%	56%	1%	10%	75%
SI	546	2%	4%	17%	31%	45%	0%	7%	76%
BG	496	0%	3%	8%	20%	60%	9%	3%	80%
RO	492	4%	5%	9%	13%	62%	7%	9%	75%
HR	495	4%	5%	19%	24%	45%	3%	9%	69%
TR	501	5%	7%	10%	13%	48%	17%	12%	61%
IS	250	6%	8%	17%	20%	50%	0%	13%	69%
CH	507	4%	5%	11%	20%	56%	3%	10%	76%
NW	501	4%	2%	17%	28%	45%	4%	6%	73%

QA9b.10 People have different opinions about what is scientific and what is not. I am going to read out a list of subjects. For each one tell me how scientific you think it is, on a scale from 1 to 5, where 5 means that you think it is "very scientific" and 1 that it is "not at all scientific". The intermediate scores allow you to qualify your answer.

Homeopathy

(SPLIT BALLOT B)

	TOTAL	1 Not at all	2	3	4	5 Very scientific	DK	Not scientific	Scientific
EU25	12526	13%	16%	27%	19%	15%	11%	29%	34%
BE	516	14%	20%	27%	21%	15%	2%	34%	36%
DK	496	20%	17%	27%	9%	14%	13%	37%	23%
D-W	510	11%	15%	28%	25%	16%	5%	26%	41%
DE	760	12%	15%	30%	24%	15%	5%	26%	39%
D-E	246	15%	14%	40%	17%	11%	4%	29%	28%
EL	505	7%	12%	24%	18%	22%	17%	19%	40%
ES	513	8%	13%	21%	14%	21%	23%	21%	34%
FR	529	9%	17%	32%	20%	15%	6%	27%	36%
IE	497	17%	17%	21%	18%	13%	14%	34%	31%
IT	478	18%	16%	26%	19%	13%	8%	34%	32%
LU	265	10%	15%	23%	16%	33%	3%	25%	50%
NL	519	17%	26%	33%	16%	7%	1%	43%	23%
AT	518	11%	16%	30%	20%	14%	9%	27%	34%
PT	520	9%	4%	14%	18%	22%	33%	13%	40%
FI	496	22%	27%	28%	12%	5%	6%	49%	18%
SE	521	27%	23%	26%	13%	5%	8%	50%	17%
UK	670	21%	17%	26%	14%	11%	10%	38%	25%
CY	249	6%	8%	16%	22%	33%	16%	14%	55%
CZ	552	11%	14%	29%	19%	22%	4%	25%	41%
EE	485	7%	11%	19%	11%	11%	40%	18%	22%
HU	503	5%	8%	22%	20%	21%	24%	13%	41%
LV	505	6%	8%	19%	19%	28%	20%	14%	47%
LT	527	3%	7%	18%	19%	31%	22%	10%	50%
MT	249	6%	3%	4%	6%	10%	72%	8%	16%
PL	502	9%	13%	22%	22%	16%	18%	21%	38%
SK	631	12%	16%	32%	20%	14%	6%	28%	35%
SI	546	12%	16%	24%	18%	18%	14%	27%	35%
BG	496	6%	10%	15%	17%	16%	36%	15%	33%
RO	492	4%	9%	14%	14%	26%	33%	13%	40%
HR	495	9%	11%	23%	14%	15%	27%	20%	29%
TR	501	6%	4%	11%	6%	16%	57%	11%	22%
IS	250	20%	32%	23%	7%	10%	8%	51%	18%
CH	507	17%	17%	24%	18%	18%	6%	34%	36%
NW	501	14%	19%	36%	17%	7%	7%	33%	24%

QA10.1 Here is a little quiz. For each of the following statements, please tell me if it is true or false. If you don't know, say so, and we will go on to the next one.

The Sun goes around the Earth

	TOTAL	True	False	DK
EU25	24895	29%	66%	4%
BE	1024	33%	65%	2%
DK	1013	35%	63%	2%
D-W	1003	32%	66%	3%
DE	1507	29%	69%	2%
D-E	504	17%	81%	1%
EL	1000	31%	65%	4%
ES	1036	33%	61%	6%
FR	1021	39%	58%	3%
IE	1008	38%	55%	7%
IT	1006	17%	74%	9%
LU	518	23%	76%	2%
NL	1005	31%	68%	1%
AT	1034	17%	77%	6%
PT	1009	32%	61%	7%
FI	1006	25%	73%	2%
SE	1023	23%	76%	1%
UK	1307	40%	56%	4%
CY	504	41%	57%	2%
CZ	1037	16%	83%	1%
EE	1000	34%	64%	3%
HU	1000	26%	71%	3%
LV	1034	44%	51%	5%
LT	1003	31%	64%	5%
MT	500	34%	61%	4%
PL	999	23%	74%	3%
SK	1241	17%	81%	2%
SI	1060	25%	75%	1%
BG	1008	29%	60%	11%
RO	1005	27%	66%	6%
HR	1000	32%	64%	4%
TR	1005	57%	38%	5%
IS	500	36%	61%	3%
CH	1000	24%	74%	2%
NW	976	34%	65%	2%

QA10.2 Here is a little quiz. For each of the following statements, please tell me if it is true or false. If you don't know, say so, and we will go on to the next one.

The centre of the Earth is very hot

	TOTAL	True	False	DK
EU25	24895	86%	7%	7%
BE	1024	89%	7%	4%
DK	1013	94%	4%	3%
D-W	1003	94%	3%	4%
DE	1507	94%	3%	3%
D-E	504	96%	3%	2%
EL	1000	82%	5%	13%
ES	1036	81%	11%	9%
FR	1021	88%	7%	5%
IE	1008	83%	8%	9%
IT	1006	82%	8%	10%
LU	518	87%	6%	6%
NL	1005	90%	7%	4%
AT	1034	90%	6%	4%
PT	1009	75%	8%	17%
FI	1006	89%	7%	4%
SE	1023	94%	3%	3%
UK	1307	88%	6%	6%
CY	504	76%	8%	17%
CZ	1037	90%	7%	4%
EE	1000	88%	4%	8%
HU	1000	88%	6%	6%
LV	1034	72%	8%	21%
LT	1003	71%	11%	18%
MT	500	82%	7%	11%
PL	999	77%	8%	15%
SK	1241	82%	9%	9%
SI	1060	93%	4%	2%
BG	1008	74%	5%	22%
RO	1005	71%	7%	22%
HR	1000	80%	10%	10%
TR	1005	74%	14%	12%
IS	500	87%	4%	9%
CH	1000	94%	3%	2%
NW	976	93%	2%	5%

QA10.3 Here is a little quiz. For each of the following statements, please tell me if it is true or false. If you don't know, say so, and we will go on to the next one.

The oxygen we breathe comes from plants

	TOTAL	True	False	DK
EU25	24895	82%	14%	4%
BE	1024	65%	33%	3%
DK	1013	90%	8%	2%
D-W	1003	85%	11%	4%
DE	1507	85%	12%	3%
D-E	504	85%	14%	1%
EL	1000	82%	15%	3%
ES	1036	73%	21%	6%
FR	1021	78%	19%	3%
IE	1008	75%	15%	10%
IT	1006	77%	16%	6%
LU	518	88%	10%	2%
NL	1005	86%	13%	1%
AT	1034	84%	9%	6%
PT	1009	85%	9%	6%
FI	1006	82%	14%	4%
SE	1023	88%	9%	3%
UK	1307	83%	13%	4%
CY	504	72%	23%	5%
CZ	1037	86%	11%	3%
EE	1000	97%	2%	1%
HU	1000	92%	4%	4%
LV	1034	85%	8%	7%
LT	1003	81%	12%	7%
MT	500	67%	21%	12%
PL	999	86%	9%	5%
SK	1241	89%	9%	3%
SI	1060	90%	9%	1%
BG	1008	80%	10%	10%
RO	1005	86%	5%	9%
HR	1000	89%	7%	4%
TR	1005	70%	20%	10%
IS	500	87%	6%	6%
CH	1000	84%	11%	4%
NW	976	86%	12%	2%

QA10.4 Here is a little quiz. For each of the following statements, please tell me if it is true or false. If you don't know, say so, and we will go on to the next one.

Radioactive milk can be made safe by boiling it

	TOTAL	True	False	DK
EU25	24895	10%	75%	15%
BE	1024	7%	85%	7%
DK	1013	6%	79%	14%
D-W	1003	9%	82%	9%
DE	1507	8%	83%	8%
D-E	504	8%	87%	6%
EL	1000	7%	82%	11%
ES	1036	15%	66%	20%
FR	1021	10%	71%	19%
IE	1008	15%	63%	23%
IT	1006	12%	72%	16%
LU	518	6%	80%	14%
NL	1005	5%	83%	12%
AT	1034	13%	69%	19%
PT	1009	16%	38%	46%
FI	1006	4%	87%	10%
SE	1023	3%	84%	13%
UK	1307	7%	77%	16%
CY	504	17%	52%	31%
CZ	1037	4%	90%	6%
EE	1000	9%	71%	20%
HU	1000	18%	66%	16%
LV	1034	14%	61%	25%
LT	1003	25%	53%	22%
MT	500	22%	41%	37%
PL	999	12%	74%	14%
SK	1241	7%	77%	16%
SI	1060	11%	80%	9%
BG	1008	13%	49%	38%
RO	1005	20%	47%	33%
HR	1000	14%	68%	18%
TR	1005	40%	35%	25%
IS	500	5%	70%	25%
CH	1000	5%	77%	18%
NW	976	6%	77%	18%

QA10.5 Here is a little quiz. For each of the following statements, please tell me if it is true or false. If you don't know, say so, and we will go on to the next one.

Electrons are smaller than atoms

	TOTAL	True	False	DK
EU25	24895	46%	29%	25%
BE	1024	51%	33%	16%
DK	1013	49%	37%	14%
D-W	1003	39%	43%	18%
DE	1507	42%	41%	17%
D-E	504	55%	34%	12%
EL	1000	40%	19%	40%
ES	1036	47%	25%	29%
FR	1021	49%	17%	34%
IE	1008	33%	33%	34%
IT	1006	47%	23%	30%
LU	518	43%	31%	27%
NL	1005	43%	44%	13%
AT	1034	35%	36%	29%
PT	1009	32%	17%	50%
FI	1006	48%	40%	12%
SE	1023	49%	39%	12%
UK	1307	43%	36%	22%
CY	504	32%	17%	51%
CZ	1037	56%	28%	16%
EE	1000	51%	28%	21%
HU	1000	61%	21%	19%
LV	1034	38%	19%	43%
LT	1003	38%	22%	40%
MT	500	24%	19%	57%
PL	999	51%	22%	27%
SK	1241	50%	31%	20%
SI	1060	52%	34%	14%
BG	1008	41%	18%	41%
RO	1005	43%	22%	35%
HR	1000	52%	23%	25%
TR	1005	35%	30%	35%
IS	500	32%	30%	38%
CH	1000	42%	33%	25%
NW	976	39%	46%	15%

QA10.6 Here is a little quiz. For each of the following statements, please tell me if it is true or false. If you don't know, say so, and we will go on to the next one.

The continents on which we live have been moving for millions of years and will continue to move in the future

	TOTAL	True	False	DK
EU25	24895	87%	6%	8%
BE	1024	92%	6%	2%
DK	1013	95%	2%	3%
D-W	1003	92%	4%	4%
DE	1507	93%	4%	3%
D-E	504	97%	2%	1%
EL	1000	77%	7%	15%
ES	1036	80%	9%	12%
FR	1021	93%	3%	4%
IE	1008	77%	10%	13%
IT	1006	76%	10%	14%
LU	518	92%	4%	4%
NL	1005	94%	3%	4%
AT	1034	88%	5%	7%
PT	1009	76%	7%	17%
FI	1006	92%	6%	2%
SE	1023	94%	3%	3%
UK	1307	93%	3%	4%
CY	504	71%	8%	21%
CZ	1037	91%	5%	4%
EE	1000	86%	6%	8%
HU	1000	81%	9%	9%
LV	1034	74%	7%	19%
LT	1003	76%	8%	16%
MT	500	78%	4%	17%
PL	999	80%	8%	12%
SK	1241	75%	13%	12%
SI	1060	94%	3%	3%
BG	1008	63%	7%	30%
RO	1005	68%	9%	24%
HR	1000	82%	7%	11%
TR	1005	66%	13%	21%
IS	500	92%	2%	6%
CH	1000	95%	2%	4%
NW	976	92%	4%	4%

QA10.7 Here is a little quiz. For each of the following statements, please tell me if it is true or false. If you don't know, say so, and we will go on to the next one.

It is the mother's genes that decide whether the baby is a boy or a girl

	TOTAL	True	False	DK
EU25	24895	20%	64%	16%
BE	1024	21%	71%	8%
DK	1013	9%	81%	10%
D-W	1003	17%	68%	15%
DE	1507	18%	68%	14%
D-E	504	19%	71%	11%
EL	1000	19%	63%	19%
ES	1036	27%	52%	21%
FR	1021	14%	71%	15%
IE	1008	16%	65%	18%
IT	1006	26%	56%	18%
LU	518	18%	70%	13%
NL	1005	12%	79%	9%
AT	1034	22%	52%	26%
PT	1009	27%	47%	26%
FI	1006	13%	78%	9%
SE	1023	12%	77%	11%
UK	1307	18%	69%	13%
CY	504	24%	51%	25%
CZ	1037	21%	65%	14%
EE	1000	22%	56%	22%
HU	1000	27%	57%	16%
LV	1034	20%	52%	28%
LT	1003	14%	62%	25%
MT	500	15%	59%	26%
PL	999	21%	58%	22%
SK	1241	19%	63%	18%
SI	1060	21%	66%	13%
BG	1008	19%	43%	38%
RO	1005	16%	43%	41%
HR	1000	23%	57%	21%
TR	1005	24%	54%	23%
IS	500	18%	62%	21%
CH	1000	15%	69%	16%
NW	976	16%	75%	9%

QA10.8 Here is a little quiz. For each of the following statements, please tell me if it is true or false. If you don't know, say so, and we will go on to the next one.

The earliest humans lived at the same time as the dinosaurs

	TOTAL	True	False	DK
EU25	24895	23%	66%	11%
BE	1024	24%	70%	6%
DK	1013	14%	79%	6%
D-W	1003	12%	79%	9%
DE	1507	11%	80%	9%
D-E	504	9%	84%	6%
EL	1000	29%	50%	21%
ES	1036	29%	56%	15%
FR	1021	21%	70%	9%
IE	1008	27%	56%	17%
IT	1006	32%	55%	13%
LU	518	15%	77%	9%
NL	1005	14%	75%	10%
AT	1034	15%	69%	15%
PT	1009	27%	53%	21%
FI	1006	21%	73%	7%
SE	1023	9%	87%	4%
UK	1307	28%	64%	8%
CY	504	32%	40%	28%
CZ	1037	15%	78%	7%
EE	1000	20%	66%	14%
HU	1000	18%	69%	13%
LV	1034	27%	51%	21%
LT	1003	23%	58%	19%
MT	500	29%	48%	24%
PL	999	33%	53%	14%
SK	1241	18%	65%	18%
SI	1060	20%	71%	9%
BG	1008	17%	45%	39%
RO	1005	21%	42%	37%
HR	1000	23%	60%	17%
TR	1005	42%	30%	28%
IS	500	12%	72%	16%
CH	1000	9%	79%	12%
NW	976	13%	79%	7%

QA10.9 Here is a little quiz. For each of the following statements, please tell me if it is true or false. If you don't know, say so, and we will go on to the next one.

Antibiotics kill viruses as well as bacteria

	TOTAL	True	False	DK
EU25	24895	43%	46%	11%
BE	1024	35%	61%	3%
DK	1013	42%	53%	6%
D-W	1003	44%	46%	9%
DE	1507	46%	45%	9%
D-E	504	52%	40%	8%
EL	1000	47%	32%	20%
ES	1036	46%	36%	18%
FR	1021	34%	59%	7%
IE	1008	33%	56%	12%
IT	1006	40%	45%	14%
LU	518	29%	63%	7%
NL	1005	26%	69%	5%
AT	1034	40%	40%	20%
PT	1009	44%	29%	27%
FI	1006	19%	77%	5%
SE	1023	18%	78%	4%
UK	1307	39%	53%	8%
CY	504	74%	15%	11%
CZ	1037	44%	47%	9%
EE	1000	68%	23%	9%
HU	1000	41%	48%	11%
LV	1034	72%	14%	15%
LT	1003	68%	21%	11%
MT	500	68%	19%	12%
PL	999	68%	22%	10%
SK	1241	67%	25%	8%
SI	1060	44%	50%	6%
BG	1008	55%	18%	27%
RO	1005	53%	25%	22%
HR	1000	45%	46%	10%
TR	1005	49%	23%	29%
IS	500	19%	69%	11%
CH	1000	29%	61%	10%
NW	976	22%	73%	5%

QA10.10 Here is a little quiz. For each of the following statements, please tell me if it is true or false. If you don't know, say so, and we will go on to the next one.

Lasers work by focusing sound waves

	TOTAL	True	False	DK
EU25	24895	26%	47%	28%
BE	1024	29%	55%	17%
DK	1013	30%	52%	17%
D-W	1003	32%	45%	24%
DE	1507	33%	46%	22%
D-E	504	37%	50%	13%
EL	1000	24%	32%	44%
ES	1036	32%	36%	33%
FR	1021	18%	50%	32%
IE	1008	29%	39%	32%
IT	1006	24%	45%	32%
LU	518	19%	43%	38%
NL	1005	23%	58%	19%
AT	1034	33%	39%	28%
PT	1009	21%	26%	53%
FI	1006	27%	52%	21%
SE	1023	21%	67%	12%
UK	1307	22%	54%	24%
CY	504	27%	26%	48%
CZ	1037	26%	55%	19%
EE	1000	29%	37%	34%
HU	1000	19%	43%	38%
LV	1034	26%	26%	47%
LT	1003	31%	22%	47%
MT	500	23%	26%	50%
PL	999	26%	48%	26%
SK	1241	20%	57%	22%
SI	1060	23%	58%	18%
BG	1008	23%	20%	57%
RO	1005	19%	34%	47%
HR	1000	25%	46%	29%
TR	1005	27%	29%	44%
IS	500	27%	33%	40%
CH	1000	24%	47%	28%
NW	976	20%	59%	21%

QA10.11 Here is a little quiz. For each of the following statements, please tell me if it is true or false. If you don't know, say so, and we will go on to the next one.

All radioactivity is man-made

	TOTAL	True	False	DK
EU25	24895	27%	59%	14%
BE	1024	32%	62%	6%
DK	1013	21%	74%	5%
D-W	1003	22%	68%	11%
DE	1507	22%	69%	9%
D-E	504	21%	75%	4%
EL	1000	55%	32%	13%
ES	1036	34%	48%	18%
FR	1021	29%	58%	13%
IE	1008	24%	54%	22%
IT	1006	27%	55%	17%
LU	518	22%	70%	8%
NL	1005	24%	70%	6%
AT	1034	27%	51%	21%
PT	1009	34%	33%	33%
FI	1006	17%	78%	6%
SE	1023	15%	80%	5%
UK	1307	22%	67%	11%
CY	504	36%	37%	27%
CZ	1037	16%	79%	5%
EE	1000	31%	58%	11%
HU	1000	14%	69%	18%
LV	1034	39%	44%	17%
LT	1003	42%	43%	15%
MT	500	30%	39%	31%
PL	999	42%	39%	18%
SK	1241	15%	66%	19%
SI	1060	34%	61%	6%
BG	1008	39%	29%	32%
RO	1005	23%	39%	38%
HR	1000	34%	52%	14%
TR	1005	32%	35%	33%
IS	500	21%	65%	14%
CH	1000	23%	67%	9%
NW	976	23%	68%	9%

QA10.12 Here is a little quiz. For each of the following statements, please tell me if it is true or false. If you don't know, say so, and we will go on to the next one.

Human beings, as we know them today, developed from earlier species of animals

	TOTAL	True	False	DK
EU25	24895	70%	20%	10%
BE	1024	74%	21%	5%
DK	1013	83%	13%	4%
D-W	1003	66%	25%	9%
DE	1507	69%	23%	8%
D-E	504	83%	14%	3%
EL	1000	55%	32%	14%
ES	1036	73%	16%	11%
FR	1021	80%	12%	8%
IE	1008	67%	21%	12%
IT	1006	69%	20%	11%
LU	518	68%	23%	10%
NL	1005	68%	23%	9%
AT	1034	57%	28%	15%
PT	1009	64%	21%	15%
FI	1006	66%	27%	7%
SE	1023	82%	13%	5%
UK	1307	79%	13%	8%
CY	504	46%	36%	18%
CZ	1037	66%	27%	7%
EE	1000	64%	19%	17%
HU	1000	67%	21%	12%
LV	1034	49%	27%	24%
LT	1003	49%	30%	21%
MT	500	63%	25%	13%
PL	999	59%	27%	14%
SK	1241	60%	29%	12%
SI	1060	67%	25%	8%
BG	1008	50%	21%	29%
RO	1005	55%	25%	20%
HR	1000	58%	28%	15%
TR	1005	27%	51%	22%
IS	500	85%	7%	8%
CH	1000	62%	28%	10%
NW	976	74%	18%	8%

QA10.13 Here is a little quiz. For each of the following statements, please tell me if it is true or false. If you don't know, say so, and we will go on to the next one.

It takes one month for the Earth to go around the Sun

	TOTAL	True	False	DK
EU25	24895	17%	66%	16%
BE	1024	16%	75%	10%
DK	1013	23%	66%	11%
D-W	1003	20%	62%	19%
DE	1507	18%	65%	16%
D-E	504	14%	80%	6%
EL	1000	18%	58%	24%
ES	1036	23%	61%	16%
FR	1021	9%	73%	18%
IE	1008	25%	52%	23%
IT	1006	24%	62%	15%
LU	518	17%	70%	13%
NL	1005	13%	76%	11%
AT	1034	25%	61%	14%
PT	1009	18%	56%	26%
FI	1006	18%	74%	8%
SE	1023	18%	74%	8%
UK	1307	19%	61%	20%
CY	504	14%	56%	30%
CZ	1037	11%	83%	6%
EE	1000	10%	72%	18%
HU	1000	16%	73%	11%
LV	1034	9%	56%	34%
LT	1003	10%	69%	21%
MT	500	11%	55%	34%
PL	999	10%	70%	20%
SK	1241	9%	82%	9%
SI	1060	9%	82%	9%
BG	1008	14%	55%	32%
RO	1005	18%	47%	35%
HR	1000	15%	66%	19%
TR	1005	18%	57%	24%
IS	500	12%	70%	18%
CH	1000	18%	69%	13%
NW	976	14%	76%	11%

QA10 Here is a little quiz. For each of the following statements, please tell me if it is true or false. If you don't know, say so, and we will go on to the next one.

Average

	Total	Average of correct answers	Average of wrong answers	DK
EU25	323635	66%	21%	13%
BE	13312	70%	23%	7%
DK	13169	74%	19%	8%
D-W	13039	69%	21%	11%
DE	19591	70%	20%	10%
D-E	6552	76%	19%	6%
EL	13000	58%	24%	18%
ES	13468	59%	25%	16%
FR	13273	69%	18%	13%
IE	13104	60%	23%	18%
IT	13078	63%	22%	16%
LU	6734	71%	17%	12%
NL	13065	74%	18%	8%
AT	13442	62%	21%	16%
PT	13117	52%	22%	27%
FI	13081	74%	18%	7%
SE	13299	79%	14%	6%
UK	16991	68%	20%	11%
CY	6552	49%	27%	24%
CZ	13481	74%	18%	8%
EE	12999	64%	22%	14%
HU	13000	68%	18%	14%
LV	13442	52%	25%	24%
LT	13039	54%	25%	21%
MT	6500	51%	24%	25%
PL	12983	61%	24%	15%
SK	16133	67%	20%	13%
SI	13782	72%	20%	8%
BG	13104	48%	21%	31%
RO	13069	51%	20%	28%
HR	13000	63%	22%	15%
TR	13065	44%	32%	24%
IS	6500	68%	15%	17%
CH	13000	71%	17%	12%
NW	12688	74%	18%	9%

QA10 Here is a little quiz. For each of the following statements, please tell me if it is true or false. If you don't know, say so, and we will go on to the next one.

	TOTAL	At least one correct answer	1 correct answer	2 correct answers	3 correct answers	4 correct answers	5 correct answers	6 correct answers	At least one wrong answer	At least one answer DK
EU25	24895	99%	1%	1%	2%	4%	6%	8%	88%	55%
BE	1024	100%	0%	1%	1%	2%	4%	6%	92%	38%
DK	1013	100%	-	0%	0%	2%	3%	5%	85%	42%
D-W	1003	100%	0%	0%	2%	3%	5%	9%	89%	50%
DE	1507	100%	0%	0%	1%	3%	5%	7%	89%	47%
D-E	504	100%	0%	-	-	1%	2%	2%	89%	36%
EL	1000	100%	1%	3%	4%	7%	10%	10%	95%	68%
ES	1036	97%	1%	1%	4%	6%	9%	11%	89%	55%
FR	1021	100%	0%	1%	2%	3%	4%	8%	85%	63%
IE	1008	99%	1%	2%	5%	7%	7%	9%	89%	65%
IT	1006	98%	1%	2%	3%	5%	9%	6%	87%	53%
LU	518	100%	0%	0%	1%	2%	5%	5%	83%	64%
NL	1005	100%	0%	0%	1%	2%	3%	4%	86%	49%
AT	1034	99%	0%	1%	2%	5%	7%	10%	88%	63%
PT	1009	98%	3%	5%	6%	9%	10%	11%	87%	78%
FI	1006	100%	0%	0%	1%	1%	3%	4%	87%	37%
SE	1023	100%	-	0%	0%	0%	2%	3%	78%	42%
UK	1307	99%	0%	1%	1%	2%	5%	8%	88%	57%
CY	504	99%	1%	7%	7%	11%	14%	13%	98%	81%
CZ	1037	100%	0%	-	1%	2%	3%	4%	87%	41%
EE	1000	100%	1%	1%	2%	4%	7%	9%	93%	62%
HU	1000	99%	0%	1%	2%	2%	6%	9%	85%	57%
LV	1034	99%	2%	3%	4%	10%	12%	14%	94%	81%
LT	1003	99%	1%	3%	5%	9%	10%	13%	94%	76%
MT	500	98%	1%	4%	6%	13%	11%	10%	93%	81%
PL	999	100%	1%	2%	3%	5%	7%	10%	93%	67%
SK	1241	99%	0%	2%	2%	4%	5%	6%	92%	51%
SI	1060	100%	-	1%	1%	2%	4%	5%	88%	44%
BG	1008	96%	3%	6%	7%	9%	10%	12%	89%	83%
RO	1005	97%	4%	4%	6%	8%	11%	11%	89%	78%
HR	1000	99%	1%	2%	4%	5%	7%	9%	90%	59%
TR	1005	96%	3%	5%	8%	11%	14%	14%	96%	67%
IS	500	100%	0%	0%	2%	2%	5%	8%	80%	76%
CH	1000	100%	-	0%	1%	2%	3%	6%	86%	60%
NW	976	100%	-	0%	1%	3%	2%	5%	83%	50%

QA11 In the last year, have you used any of the following to cure a health problem? (MULTIPLE ANSWERS POSSIBLE)

	TOTAL	Medicines	Medical doctor	Acupuncture	Homeopathy	Herbalism	Osteopathy	Chiropractics	Praying	Meditation or yoga	Psychological help or Psychotherapy	Massage	No, I did nothing in particular	No, had no health problem	Other (SPONTA NEOUS)	DK	Yes
EU25	24895	77%	72%	4%	10%	14%	4%	3%	13%	4%	4%	20%	2%	9%	2%	0%	87%
BE	1024	85%	84%	5%	16%	6%	11%	4%	15%	5%	4%	23%	2%	6%	1%	0%	92%
DK	1013	71%	70%	10%	2%	20%	1%	14%	8%	4%	7%	28%	2%	12%	1%	-	86%
D-W	1003	74%	85%	9%	17%	19%	2%	6%	18%	6%	6%	27%	2%	7%	1%	0%	91%
DE	1507	73%	85%	8%	15%	18%	2%	6%	16%	6%	5%	29%	2%	7%	1%	0%	91%
D-E	504	69%	86%	6%	5%	14%	1%	5%	4%	3%	4%	34%	2%	8%	1%	-	90%
EL	1000	65%	59%	1%	1%	7%	1%	1%	23%	1%	1%	6%	3%	25%	0%	-	71%
ES	1036	86%	75%	2%	4%	12%	3%	1%	10%	2%	4%	15%	3%	6%	-	0%	91%
FR	1021	87%	84%	6%	22%	5%	12%	1%	10%	5%	7%	24%	1%	5%	1%	0%	93%
IE	1008	71%	70%	3%	5%	9%	2%	5%	23%	6%	3%	11%	2%	14%	1%	0%	83%
IT	1006	75%	65%	2%	5%	12%	1%	1%	9%	2%	3%	10%	-	4%	11%	0%	84%
LU	518	78%	77%	5%	15%	9%	10%	3%	12%	6%	4%	31%	2%	10%	1%	0%	88%
NL	1005	70%	64%	4%	16%	7%	2%	4%	9%	7%	9%	22%	5%	12%	1%	-	83%
AT	1034	51%	69%	8%	22%	15%	3%	6%	10%	6%	4%	26%	5%	11%	1%	0%	83%
PT	1009	84%	77%	1%	1%	9%	1%	0%	9%	2%	3%	7%	7%	5%	0%	1%	87%
FI	1006	87%	76%	5%	3%	8%	2%	6%	23%	5%	6%	45%	2%	4%	1%	-	94%
SE	1023	74%	61%	8%	3%	14%	1%	10%	8%	8%	6%	34%	2%	12%	1%	-	85%
UK	1307	70%	59%	4%	4%	8%	5%	4%	9%	4%	4%	17%	3%	15%	2%	1%	81%
CY	504	73%	68%	3%	2%	4%	0%	3%	35%	1%	2%	13%	3%	16%	1%	-	81%
CZ	1037	82%	78%	2%	7%	30%	0%	3%	9%	5%	3%	32%	1%	9%	1%	0%	90%
EE	1000	79%	68%	3%	2%	56%	1%	1%	8%	4%	5%	26%	4%	7%	1%	0%	89%
HU	1000	76%	70%	1%	4%	31%	5%	2%	12%	4%	2%	12%	2%	12%	0%	0%	86%
LV	1034	79%	62%	2%	14%	13%	1%	-	15%	3%	3%	20%	4%	10%	0%	0%	86%
LT	1003	81%	68%	2%	13%	23%	1%	1%	20%	3%	3%	24%	3%	10%	0%	2%	86%
MT	500	85%	86%	1%	1%	10%	-	2%	37%	4%	3%	17%	3%	6%	1%	0%	91%
PL	999	75%	64%	1%	5%	22%	0%	2%	20%	1%	2%	16%	4%	13%	1%	0%	83%
SK	1241	83%	74%	2%	11%	33%	2%	2%	19%	3%	4%	30%	2%	9%	-	0%	90%
SI	1060	78%	71%	1%	2%	48%	1%	3%	23%	8%	3%	29%	2%	10%	1%	-	88%
BG	1008	74%	66%	1%	5%	27%	1%	1%	7%	1%	1%	11%	2%	17%	-	-	81%
RO	1005	81%	64%	2%	6%	17%	1%	1%	36%	1%	1%	11%	3%	9%	-	0%	87%
HR	1000	74%	66%	1%	2%	25%	0%	2%	19%	3%	4%	16%	6%	12%	0%	0%	82%
TR	1005	75%	62%	1%	1%	11%	0%	0%	30%	0%	3%	10%	2%	15%	0%	1%	75%
IS	500	77%	66%	8%	5%	6%	6%	6%	25%	13%	7%	36%	2%	9%	0%	0%	89%
CH	1000	77%	73%	6%	26%	16%	6%	7%	30%	13%	9%	36%	2%	8%	2%	0%	89%
NW	976	63%	64%	8%	4%	11%	1%	9%	8%	4%	3%	22%	6%	15%	1%	0%	79%

No

11%
8%
14%
9%
9%
10%
29%
9%
6%
17%
4%
12%
17%
16%
12%
6%
14%
18%
19%
10%
11%
14%
14%
13%
8%
16%
10%
12%
19%
12%
17%
2%
10%
11%
21%

QA12a.1 I would like to read out some statements that people have made about science, technology or the environment. For each statement, please tell me how much you agree or disagree.

Science and technology make our lives healthier, easier and more comfortable

(SPLIT BALLOT A)

	TOTAL	Strongly agree	Tend to agree	Neither agree nor disagree	Tend to disagree	Strongly disagree	DK	Agree	Disagree
EU25	12369	32%	46%	14%	5%	1%	2%	78%	6%
BE	508	38%	39%	16%	5%	2%	0%	77%	7%
DK	517	32%	41%	17%	7%	2%	1%	73%	9%
D-W	493	38%	47%	11%	3%	1%	1%	85%	4%
DE	747	40%	46%	10%	3%	1%	0%	86%	4%
D-E	258	51%	40%	6%	2%	1%	-	91%	3%
EL	495	26%	41%	17%	10%	4%	2%	67%	14%
ES	523	29%	44%	18%	4%	1%	4%	73%	5%
FR	492	28%	45%	15%	8%	3%	1%	73%	11%
IE	511	28%	49%	12%	7%	0%	3%	77%	8%
IT	528	25%	52%	15%	5%	2%	2%	76%	7%
LU	253	37%	36%	15%	9%	2%	1%	73%	11%
NL	486	30%	40%	23%	6%	1%	0%	70%	7%
AT	516	28%	43%	16%	6%	3%	4%	71%	9%
PT	489	33%	44%	10%	4%	1%	8%	77%	5%
FI	510	23%	54%	10%	11%	2%	1%	77%	12%
SE	502	25%	56%	15%	3%	1%	0%	81%	4%
UK	637	29%	50%	13%	4%	1%	3%	79%	5%
CY	255	42%	39%	13%	4%	1%	1%	81%	5%
CZ	485	29%	40%	19%	8%	2%	1%	70%	10%
EE	515	46%	39%	7%	4%	1%	2%	85%	6%
HU	497	42%	37%	14%	3%	2%	1%	79%	5%
LV	529	30%	41%	14%	7%	3%	5%	71%	10%
LT	476	44%	39%	9%	4%	0%	3%	83%	4%
MT	251	39%	48%	7%	1%	2%	4%	87%	2%
PL	496	36%	47%	11%	4%	1%	1%	83%	5%
SK	610	26%	48%	16%	5%	3%	2%	74%	8%
SI	514	25%	42%	23%	8%	2%	1%	67%	9%
BG	512	29%	39%	13%	6%	2%	12%	68%	8%
RO	513	46%	32%	11%	4%	1%	6%	78%	5%
HR	505	29%	42%	18%	5%	2%	4%	72%	7%
TR	504	56%	18%	8%	6%	4%	7%	75%	10%
IS	250	39%	43%	17%	1%	1%	0%	81%	2%
CH	493	30%	52%	10%	5%	1%	2%	82%	6%
NW	475	24%	49%	14%	6%	4%	3%	73%	10%

QA12a.2 I would like to read out some statements that people have made about science, technology or the environment. For each statement, please tell me how much you agree or disagree.

Thanks to scientific and technological advances, the Earth's natural resources will be inexhaustible

(SPLIT BALLOT A)

	TOTAL	Strongly agree	Tend to agree	Neither agree nor disagree	Tend to disagree	Strongly disagree	DK	Agree	Disagree
EU25	12369	7%	16%	18%	27%	26%	5%	23%	54%
BE	508	6%	10%	14%	36%	34%	0%	16%	70%
DK	517	5%	13%	16%	31%	33%	2%	18%	64%
D-W	493	7%	14%	23%	32%	21%	4%	20%	53%
DE	747	6%	14%	22%	31%	23%	4%	21%	54%
D-E	258	6%	17%	20%	26%	30%	2%	22%	55%
EL	495	6%	14%	19%	27%	20%	13%	21%	47%
ES	523	10%	22%	27%	21%	13%	8%	32%	34%
FR	492	3%	9%	11%	32%	43%	2%	12%	75%
IE	511	4%	17%	17%	28%	22%	12%	21%	50%
IT	528	9%	28%	23%	14%	20%	4%	38%	34%
LU	253	5%	8%	11%	28%	42%	6%	13%	70%
NL	486	5%	10%	13%	28%	42%	2%	15%	71%
AT	516	7%	13%	19%	29%	22%	10%	19%	51%
PT	489	9%	26%	16%	19%	14%	16%	35%	33%
FI	510	3%	12%	12%	35%	37%	1%	14%	72%
SE	502	2%	8%	16%	29%	44%	1%	9%	73%
UK	637	7%	13%	14%	30%	28%	7%	20%	58%
CY	255	6%	23%	17%	22%	21%	10%	29%	44%
CZ	485	4%	8%	14%	30%	42%	2%	12%	72%
EE	515	8%	21%	12%	30%	23%	5%	30%	53%
HU	497	10%	12%	20%	20%	30%	8%	23%	49%
LV	529	6%	17%	15%	34%	20%	8%	22%	54%
LT	476	7%	21%	16%	31%	16%	9%	28%	47%
MT	251	10%	10%	14%	30%	25%	11%	20%	54%
PL	496	5%	18%	15%	37%	21%	4%	23%	58%
SK	610	4%	14%	27%	27%	23%	5%	18%	50%
SI	514	4%	18%	19%	31%	23%	4%	22%	55%
BG	512	12%	21%	21%	18%	8%	20%	32%	26%
RO	513	13%	19%	18%	17%	17%	15%	32%	35%
HR	505	6%	15%	22%	28%	22%	6%	21%	50%
TR	504	28%	22%	16%	7%	14%	14%	49%	21%
IS	250	12%	26%	28%	21%	10%	3%	38%	31%
CH	493	4%	14%	14%	31%	30%	7%	18%	61%
NW	475	2%	13%	13%	34%	36%	2%	15%	69%

QA12a.3 I would like to read out some statements that people have made about science, technology or the environment. For each statement, please tell me how much you agree or disagree.

Science and technology can sort out any problem

(SPLIT BALLOT A)

	TOTAL	Strongly agree	Tend to agree	Neither agree nor disagree	Tend to disagree	Strongly disagree	DK	Agree	Disagree
EU25	12369	5%	17%	18%	30%	28%	3%	21%	58%
BE	508	3%	7%	11%	38%	40%	1%	10%	78%
DK	517	2%	7%	12%	28%	50%	1%	9%	78%
D-W	493	2%	8%	19%	37%	33%	1%	10%	70%
DE	747	3%	9%	20%	35%	33%	1%	11%	68%
D-E	258	3%	13%	23%	28%	31%	1%	16%	59%
EL	495	13%	22%	25%	23%	15%	2%	35%	38%
ES	523	8%	27%	25%	23%	13%	4%	34%	37%
FR	492	2%	7%	11%	33%	44%	3%	9%	77%
IE	511	3%	16%	17%	36%	23%	5%	19%	59%
IT	528	7%	30%	26%	16%	18%	3%	38%	34%
LU	253	2%	10%	8%	29%	49%	2%	12%	78%
NL	486	2%	5%	11%	29%	52%	0%	7%	81%
AT	516	6%	15%	18%	30%	24%	8%	21%	54%
PT	489	13%	24%	19%	20%	13%	11%	37%	33%
FI	510	2%	12%	9%	37%	40%	0%	14%	78%
SE	502	1%	7%	8%	27%	57%	0%	8%	84%
UK	637	2%	11%	14%	37%	31%	4%	14%	68%
CY	255	10%	16%	22%	31%	18%	3%	27%	49%
CZ	485	3%	15%	18%	33%	30%	1%	18%	62%
EE	515	6%	17%	12%	39%	23%	3%	23%	62%
HU	497	10%	23%	26%	19%	19%	4%	33%	37%
LV	529	7%	18%	12%	35%	23%	4%	25%	58%
LT	476	11%	29%	15%	30%	9%	6%	40%	39%
MT	251	6%	14%	15%	32%	27%	7%	20%	59%
PL	496	6%	24%	16%	35%	16%	3%	30%	51%
SK	610	2%	22%	27%	26%	21%	2%	24%	46%
SI	514	3%	13%	18%	33%	32%	2%	16%	64%
BG	512	12%	22%	20%	20%	10%	15%	34%	30%
RO	513	18%	33%	19%	13%	8%	10%	51%	21%
HR	505	7%	19%	22%	27%	20%	4%	26%	47%
TR	504	38%	24%	17%	6%	5%	10%	62%	11%
IS	250	3%	9%	18%	30%	40%	-	12%	70%
CH	493	3%	4%	11%	27%	53%	2%	7%	80%
NW	475	1%	10%	8%	24%	55%	2%	11%	80%

QA12a.4 I would like to read out some statements that people have made about science, technology or the environment. For each statement, please tell me how much you agree or disagree.

We depend too much on science and not enough on faith
(SPLIT BALLOT A)

	TOTAL	Strongly agree	Tend to agree	Neither agree nor disagree	Tend to disagree	Strongly disagree	DK	Agree	Disagree
EU25	12369	12%	27%	26%	17%	12%	4%	40%	30%
BE	508	9%	23%	26%	22%	20%	1%	31%	42%
DK	517	9%	19%	29%	22%	19%	1%	28%	41%
D-W	493	13%	29%	25%	22%	9%	3%	42%	30%
DE	747	12%	28%	24%	22%	12%	2%	40%	34%
D-E	258	10%	21%	19%	23%	26%	2%	30%	49%
EL	495	18%	26%	24%	19%	12%	1%	44%	31%
ES	523	14%	32%	29%	13%	7%	5%	46%	21%
FR	492	9%	22%	25%	15%	23%	6%	31%	38%
IE	511	11%	30%	23%	21%	8%	6%	41%	29%
IT	528	14%	32%	29%	11%	10%	4%	46%	21%
LU	253	18%	22%	22%	17%	18%	4%	40%	35%
NL	486	10%	14%	27%	21%	25%	3%	24%	46%
AT	516	15%	32%	21%	16%	7%	8%	48%	23%
PT	489	13%	33%	22%	15%	4%	13%	46%	19%
FI	510	9%	33%	24%	23%	11%	1%	42%	33%
SE	502	8%	29%	28%	19%	13%	2%	38%	33%
UK	637	12%	23%	27%	20%	13%	5%	35%	33%
CY	255	20%	31%	25%	11%	11%	3%	51%	21%
CZ	485	13%	32%	30%	17%	5%	2%	45%	22%
EE	515	13%	28%	24%	19%	10%	6%	41%	29%
HU	497	20%	25%	26%	15%	10%	5%	44%	24%
LV	529	19%	33%	24%	12%	4%	7%	52%	16%
LT	476	15%	32%	23%	16%	4%	9%	47%	21%
MT	251	25%	38%	16%	10%	5%	6%	63%	15%
PL	496	11%	31%	28%	19%	6%	5%	42%	25%
SK	610	15%	32%	33%	12%	4%	3%	47%	16%
SI	514	9%	21%	27%	24%	17%	3%	30%	41%
BG	512	17%	27%	22%	9%	3%	22%	44%	12%
RO	513	30%	31%	21%	6%	4%	8%	61%	10%
HR	505	18%	25%	30%	12%	8%	7%	42%	20%
TR	504	34%	19%	17%	8%	11%	12%	52%	19%
IS	250	6%	22%	35%	25%	10%	2%	28%	35%
CH	493	15%	27%	29%	13%	12%	3%	43%	25%
NW	475	7%	23%	22%	15%	26%	7%	30%	41%

QA12a.5 I would like to read out some statements that people have made about science, technology or the environment. For each statement, please tell me how much you agree or disagree.

Science and technology cannot really play a role in improving the environment

(SPLIT BALLOT A)

	TOTAL	Strongly agree	Tend to agree	Neither agree nor disagree	Tend to disagree	Strongly disagree	DK	Agree	Disagree
EU25	12369	7%	21%	18%	31%	19%	4%	28%	50%
BE	508	7%	13%	15%	33%	32%	0%	20%	65%
DK	517	7%	12%	9%	30%	41%	1%	19%	71%
D-W	493	6%	19%	22%	34%	17%	2%	26%	51%
DE	747	6%	18%	20%	36%	18%	2%	25%	54%
D-E	258	7%	14%	12%	41%	24%	2%	21%	65%
EL	495	9%	23%	20%	28%	14%	5%	32%	42%
ES	523	9%	25%	27%	21%	11%	7%	34%	32%
FR	492	5%	20%	13%	38%	21%	3%	25%	59%
IE	511	4%	16%	15%	41%	18%	6%	20%	59%
IT	528	9%	29%	23%	24%	12%	4%	38%	36%
LU	253	9%	24%	17%	28%	15%	7%	33%	43%
NL	486	9%	16%	11%	32%	31%	2%	25%	63%
AT	516	12%	27%	22%	22%	11%	6%	39%	32%
PT	489	8%	20%	17%	28%	12%	14%	29%	40%
FI	510	4%	17%	14%	41%	23%	0%	21%	65%
SE	502	4%	20%	9%	33%	33%	1%	24%	66%
UK	637	5%	15%	13%	34%	29%	4%	20%	63%
CY	255	9%	18%	20%	32%	13%	7%	28%	45%
CZ	485	7%	18%	13%	38%	23%	0%	25%	61%
EE	515	8%	22%	15%	37%	13%	5%	30%	50%
HU	497	8%	17%	23%	31%	16%	5%	25%	47%
LV	529	15%	24%	19%	27%	7%	8%	39%	34%
LT	476	7%	18%	14%	38%	13%	11%	25%	51%
MT	251	6%	13%	16%	31%	24%	11%	19%	55%
PL	496	7%	26%	15%	32%	15%	5%	32%	47%
SK	610	6%	20%	31%	28%	12%	4%	25%	40%
SI	514	7%	21%	15%	33%	23%	2%	27%	55%
BG	512	10%	25%	19%	18%	9%	20%	35%	27%
RO	513	12%	30%	19%	15%	12%	12%	42%	27%
HR	505	11%	20%	21%	27%	16%	6%	31%	43%
TR	504	17%	15%	21%	12%	21%	15%	32%	33%
IS	250	5%	17%	27%	30%	19%	1%	22%	49%
CH	493	8%	25%	15%	29%	19%	4%	33%	48%
NW	475	3%	16%	9%	30%	40%	2%	18%	70%

QA12a.6 I would like to read out some statements that people have made about science, technology or the environment. For each statement, please tell me how much you agree or disagree.

Scientists should be allowed to experiment on animals like dogs and monkeys, if this can help resolve human health problems

(SPLIT BALLOT A)

	TOTAL	Strongly agree	Tend to agree	Neither agree nor disagree	Tend to disagree	Strongly disagree	DK	Agree	Disagree
EU25	12369	16%	29%	18%	15%	19%	3%	45%	34%
BE	508	24%	28%	15%	14%	19%	-	52%	33%
DK	517	23%	27%	14%	14%	20%	1%	51%	34%
D-W	493	13%	26%	23%	17%	21%	1%	38%	38%
DE	747	14%	26%	23%	16%	20%	1%	40%	36%
D-E	258	18%	28%	25%	13%	16%	0%	46%	29%
EL	495	22%	29%	21%	12%	13%	2%	51%	25%
ES	523	25%	33%	23%	8%	5%	5%	59%	14%
FR	492	9%	27%	14%	15%	32%	2%	37%	46%
IE	511	10%	27%	14%	20%	22%	8%	36%	42%
IT	528	11%	29%	23%	15%	18%	3%	40%	34%
LU	253	13%	17%	15%	13%	40%	2%	30%	53%
NL	486	18%	27%	22%	15%	17%	1%	45%	32%
AT	516	10%	22%	21%	17%	26%	4%	33%	43%
PT	489	21%	33%	17%	10%	7%	12%	54%	17%
FI	510	14%	35%	10%	21%	19%	1%	49%	41%
SE	502	11%	29%	13%	21%	25%	1%	40%	45%
UK	637	15%	25%	13%	16%	27%	4%	40%	43%
CY	255	29%	33%	14%	8%	13%	4%	62%	21%
CZ	485	18%	29%	15%	15%	23%	1%	47%	37%
EE	515	22%	39%	11%	13%	10%	5%	61%	23%
HU	497	27%	27%	24%	11%	7%	4%	54%	18%
LV	529	19%	27%	19%	15%	13%	7%	46%	28%
LT	476	28%	39%	13%	9%	6%	5%	67%	15%
MT	251	12%	24%	14%	17%	30%	3%	36%	47%
PL	496	22%	36%	12%	16%	11%	2%	58%	27%
SK	610	16%	33%	24%	13%	11%	4%	49%	24%
SI	514	14%	27%	18%	16%	22%	3%	41%	38%
BG	512	29%	34%	12%	5%	3%	16%	63%	8%
RO	513	23%	23%	20%	9%	14%	11%	46%	23%
HR	505	19%	27%	19%	14%	16%	6%	46%	29%
TR	504	38%	14%	16%	5%	11%	16%	52%	17%
IS	250	22%	25%	21%	21%	9%	2%	47%	30%
CH	493	10%	25%	13%	21%	29%	3%	35%	50%
NW	475	16%	29%	15%	17%	21%	2%	45%	38%

QA12b.1 I would like to read out some statements that people have made about science, technology or the environment. For each statement, please tell me how much you agree or disagree.

Because of their knowledge, scientists have a power that makes them dangerous

(SPLIT BALLOT B)

	TOTAL	Strongly agree	Tend to agree	Neither agree nor disagree	Tend to disagree	Strongly disagree	DK	Agree	Disagree
EU25	12526	20%	39%	17%	14%	7%	3%	59%	21%
BE	516	22%	37%	20%	14%	6%	1%	59%	20%
DK	496	14%	34%	20%	14%	16%	1%	48%	31%
D-W	510	26%	43%	15%	9%	6%	1%	69%	15%
DE	760	28%	42%	14%	10%	5%	1%	70%	15%
D-E	246	32%	39%	13%	12%	3%	1%	71%	15%
EL	505	24%	36%	20%	13%	5%	2%	60%	18%
ES	513	14%	35%	21%	13%	11%	7%	48%	24%
FR	529	20%	41%	13%	15%	9%	2%	61%	24%
IE	497	18%	35%	16%	19%	6%	6%	52%	25%
IT	478	17%	36%	22%	11%	8%	5%	53%	20%
LU	265	29%	29%	15%	15%	9%	2%	58%	25%
NL	519	19%	32%	16%	20%	12%	1%	50%	33%
AT	518	11%	37%	17%	22%	10%	3%	48%	32%
PT	520	16%	46%	14%	12%	4%	7%	62%	17%
FI	496	12%	36%	17%	21%	13%	1%	48%	34%
SE	521	16%	52%	12%	12%	7%	1%	68%	19%
UK	670	19%	39%	17%	15%	7%	2%	58%	23%
CY	249	37%	30%	14%	9%	8%	2%	67%	17%
CZ	552	17%	34%	21%	21%	6%	1%	52%	26%
EE	485	22%	33%	14%	15%	8%	7%	55%	24%
HU	503	27%	28%	23%	13%	8%	3%	55%	20%
LV	505	21%	35%	14%	17%	5%	8%	56%	22%
LT	527	16%	37%	15%	16%	7%	10%	53%	22%
MT	249	39%	35%	7%	7%	1%	10%	75%	8%
PL	502	22%	42%	13%	17%	3%	3%	64%	19%
SK	631	17%	33%	26%	16%	5%	4%	50%	21%
SI	546	22%	36%	18%	14%	10%	1%	58%	24%
BG	496	22%	35%	12%	9%	5%	17%	58%	14%
RO	492	16%	29%	17%	13%	14%	11%	45%	27%
HR	495	21%	33%	22%	12%	8%	4%	54%	20%
TR	501	23%	20%	14%	8%	18%	16%	44%	26%
IS	250	29%	27%	17%	13%	13%	1%	56%	26%
CH	507	23%	41%	15%	13%	5%	3%	64%	18%
NW	501	21%	39%	17%	12%	10%	1%	60%	22%

QA12b.2 I would like to read out some statements that people have made about science, technology or the environment. For each statement, please tell me how much you agree or disagree.

The application of science and new technologies will make peoples' work more interesting
(SPLIT BALLOT B)

	TOTAL	Strongly agree	Tend to agree	Neither agree nor disagree	Tend to disagree	Strongly disagree	DK	Agree	Disagree
EU25	12526	24%	45%	18%	7%	3%	3%	69%	10%
BE	516	26%	42%	18%	9%	4%	1%	68%	13%
DK	496	34%	37%	16%	7%	3%	2%	71%	11%
D-W	510	29%	41%	20%	6%	2%	2%	70%	8%
DE	760	33%	40%	18%	5%	2%	2%	73%	7%
D-E	246	48%	37%	12%	2%	0%	1%	85%	2%
EL	505	26%	42%	18%	7%	3%	5%	68%	10%
ES	513	20%	42%	22%	7%	3%	6%	62%	10%
FR	529	15%	43%	20%	12%	7%	3%	58%	19%
IE	497	19%	51%	15%	7%	1%	7%	70%	8%
IT	478	19%	53%	19%	4%	2%	3%	72%	6%
LU	265	33%	43%	12%	9%	1%	2%	76%	10%
NL	519	34%	32%	18%	11%	3%	1%	66%	15%
AT	518	16%	51%	19%	10%	1%	3%	66%	11%
PT	520	25%	44%	16%	5%	1%	9%	69%	6%
FI	496	23%	51%	13%	10%	1%	1%	74%	12%
SE	521	20%	50%	23%	6%	1%	1%	69%	7%
UK	670	19%	48%	19%	9%	2%	2%	67%	12%
CY	249	36%	38%	16%	4%	2%	4%	74%	6%
CZ	552	35%	47%	13%	3%	1%	1%	82%	4%
EE	485	54%	33%	7%	3%	0%	3%	87%	3%
HU	503	31%	39%	18%	6%	2%	4%	71%	8%
LV	505	38%	38%	10%	6%	2%	6%	76%	8%
LT	527	39%	40%	11%	4%	1%	5%	79%	5%
MT	249	32%	46%	5%	2%	2%	12%	78%	5%
PL	502	31%	49%	8%	6%	2%	3%	80%	9%
SK	631	24%	44%	21%	6%	0%	4%	68%	7%
SI	546	24%	47%	16%	9%	3%	1%	71%	12%
BG	496	37%	34%	9%	3%	1%	16%	71%	4%
RO	492	36%	38%	14%	2%	0%	9%	74%	2%
HR	495	24%	42%	19%	7%	4%	3%	66%	11%
TR	501	40%	23%	14%	3%	5%	14%	63%	8%
IS	250	32%	52%	12%	1%	1%	1%	84%	2%
CH	507	19%	45%	19%	11%	4%	2%	63%	15%
NW	501	29%	51%	12%	3%	2%	2%	80%	6%

QA12b.3 I would like to read out some statements that people have made about science, technology or the environment. For each statement, please tell me how much you agree or disagree.

In my daily life, it is not important to know about science
(SPLIT BALLOT B)

	TOTAL	Strongly agree	Tend to agree	Neither agree nor disagree	Tend to disagree	Strongly disagree	DK	Agree	Disagree
EU25	12526	14%	23%	16%	26%	19%	1%	37%	46%
BE	516	20%	23%	14%	26%	16%	1%	43%	42%
DK	496	14%	12%	13%	23%	38%	1%	26%	61%
D-W	510	15%	20%	16%	31%	18%	1%	35%	49%
DE	760	14%	20%	15%	31%	19%	1%	34%	50%
D-E	246	13%	20%	14%	30%	23%	0%	34%	52%
EL	505	24%	20%	15%	19%	22%	0%	44%	41%
ES	513	14%	24%	17%	22%	18%	4%	39%	40%
FR	529	14%	25%	14%	29%	17%	2%	39%	46%
IE	497	13%	28%	15%	28%	12%	3%	42%	40%
IT	478	7%	26%	27%	23%	15%	2%	33%	38%
LU	265	15%	18%	11%	32%	23%	1%	33%	55%
NL	519	12%	16%	12%	28%	32%	0%	28%	60%
AT	518	22%	32%	16%	19%	9%	2%	54%	28%
PT	520	22%	28%	14%	18%	14%	4%	50%	32%
FI	496	10%	23%	13%	34%	21%	-	33%	55%
SE	521	8%	19%	15%	29%	28%	0%	27%	58%
UK	670	15%	24%	12%	26%	22%	1%	39%	49%
CY	249	15%	22%	13%	25%	24%	2%	37%	49%
CZ	552	16%	28%	16%	26%	13%	0%	44%	39%
EE	485	28%	24%	14%	23%	10%	1%	51%	33%
HU	503	18%	21%	16%	20%	23%	2%	39%	44%
LV	505	16%	23%	14%	29%	16%	3%	38%	45%
LT	527	15%	19%	11%	30%	23%	3%	33%	53%
MT	249	10%	14%	16%	28%	27%	4%	24%	56%
PL	502	12%	23%	11%	31%	22%	1%	35%	53%
SK	631	21%	27%	27%	16%	7%	3%	48%	22%
SI	546	10%	22%	15%	27%	24%	1%	33%	52%
BG	496	37%	20%	13%	11%	10%	9%	57%	22%
RO	492	17%	19%	18%	15%	24%	7%	37%	39%
HR	495	16%	25%	22%	20%	15%	2%	40%	36%
TR	501	17%	11%	15%	11%	36%	10%	28%	47%
IS	250	7%	15%	14%	32%	32%	0%	22%	64%
CH	507	13%	26%	14%	29%	16%	2%	39%	46%
NW	501	12%	18%	10%	23%	35%	2%	30%	58%

QA12b.4 I would like to read out some statements that people have made about science, technology or the environment. For each statement, please tell me how much you agree or disagree.

Science makes our ways of life change too fast
(SPLIT BALLOT B)

	TOTAL	Strongly agree	Tend to agree	Neither agree nor disagree	Tend to disagree	Strongly disagree	DK	Agree	Disagree
EU25	12526	21%	38%	18%	15%	5%	2%	60%	21%
BE	516	23%	31%	21%	18%	6%	1%	54%	24%
DK	496	17%	27%	20%	19%	16%	1%	44%	35%
D-W	510	14%	39%	19%	19%	8%	2%	53%	27%
DE	760	15%	38%	18%	20%	7%	1%	53%	28%
D-E	246	16%	36%	16%	25%	6%	1%	52%	31%
EL	505	59%	34%	5%	1%	0%	1%	94%	1%
ES	513	27%	42%	19%	6%	2%	3%	69%	8%
FR	529	18%	37%	18%	20%	6%	1%	55%	26%
IE	497	9%	33%	24%	24%	5%	5%	42%	29%
IT	478	16%	46%	24%	10%	3%	2%	62%	13%
LU	265	33%	31%	10%	19%	6%	0%	65%	25%
NL	519	22%	25%	13%	28%	11%	0%	47%	40%
AT	518	16%	46%	20%	12%	3%	3%	62%	15%
PT	520	21%	50%	11%	7%	4%	7%	71%	11%
FI	496	11%	33%	19%	26%	10%	1%	44%	36%
SE	521	19%	43%	19%	13%	6%	1%	62%	18%
UK	670	16%	29%	22%	22%	9%	2%	45%	31%
CY	249	59%	35%	3%	1%	2%	1%	93%	3%
CZ	552	33%	39%	16%	10%	2%	1%	71%	12%
EE	485	31%	32%	16%	12%	6%	3%	64%	18%
HU	503	23%	31%	22%	16%	5%	3%	54%	21%
LV	505	27%	35%	16%	13%	5%	4%	62%	18%
LT	527	21%	34%	14%	18%	8%	5%	55%	26%
MT	249	40%	40%	7%	3%	2%	8%	80%	5%
PL	502	35%	48%	7%	7%	1%	1%	83%	9%
SK	631	27%	46%	20%	5%	0%	2%	73%	5%
SI	546	41%	34%	14%	8%	3%	1%	75%	11%
BG	496	38%	28%	12%	5%	3%	14%	66%	9%
RO	492	26%	35%	20%	7%	3%	9%	61%	9%
HR	495	33%	43%	14%	5%	2%	4%	75%	7%
TR	501	47%	17%	14%	5%	4%	13%	64%	10%
IS	250	12%	25%	19%	26%	16%	1%	38%	42%
CH	507	19%	37%	19%	19%	4%	2%	55%	23%
NW	501	22%	40%	17%	13%	6%	2%	63%	19%

QA12b.5 I would like to read out some statements that people have made about science, technology or the environment. For each statement, please tell me how much you agree or disagree.

Thanks to science and technology, there will be more opportunities for future generations

(SPLIT BALLOT B)

	TOTAL	Strongly agree	Tend to agree	Neither agree nor disagree	Tend to disagree	Strongly disagree	DK	Agree	Disagree
EU25	12526	35%	42%	12%	6%	2%	2%	77%	8%
BE	516	33%	39%	13%	9%	5%	1%	72%	14%
DK	496	56%	28%	9%	3%	3%	1%	84%	6%
D-W	510	34%	42%	14%	6%	2%	2%	76%	8%
DE	760	37%	41%	14%	6%	2%	2%	77%	7%
D-E	246	48%	36%	11%	4%	1%	1%	83%	5%
EL	505	32%	38%	15%	7%	2%	4%	71%	10%
ES	513	30%	36%	17%	9%	2%	7%	66%	11%
FR	529	24%	47%	12%	12%	4%	2%	71%	16%
IE	497	25%	49%	11%	5%	2%	7%	74%	7%
IT	478	24%	50%	19%	4%	2%	2%	73%	6%
LU	265	39%	39%	9%	8%	2%	3%	78%	10%
NL	519	53%	33%	6%	5%	2%	1%	85%	8%
AT	518	26%	45%	18%	4%	2%	4%	71%	6%
PT	520	29%	42%	14%	4%	1%	10%	71%	5%
FI	496	31%	46%	11%	9%	2%	0%	77%	11%
SE	521	45%	44%	9%	2%	0%	0%	89%	2%
UK	670	37%	44%	9%	6%	2%	2%	81%	8%
CY	249	44%	36%	9%	6%	3%	3%	79%	9%
CZ	552	37%	39%	13%	6%	2%	2%	77%	8%
EE	485	65%	26%	6%	1%	0%	2%	90%	2%
HU	503	42%	38%	10%	3%	2%	3%	81%	6%
LV	505	51%	33%	8%	4%	1%	4%	84%	5%
LT	527	54%	35%	5%	1%	1%	4%	88%	2%
MT	249	41%	39%	6%	3%	3%	8%	80%	7%
PL	502	56%	37%	3%	2%	1%	0%	93%	4%
SK	631	30%	40%	21%	5%	1%	4%	70%	6%
SI	546	26%	35%	23%	11%	4%	1%	61%	15%
BG	496	48%	29%	7%	2%	1%	12%	77%	3%
RO	492	45%	31%	12%	1%	1%	9%	76%	2%
HR	495	37%	39%	15%	4%	2%	3%	77%	5%
TR	501	46%	20%	13%	5%	4%	12%	66%	9%
IS	250	47%	40%	9%	2%	1%	0%	87%	4%
CH	507	27%	48%	9%	8%	2%	5%	76%	10%
NW	501	47%	39%	9%	4%	1%	1%	86%	5%

QA12b.6 I would like to read out some statements that people have made about science, technology or the environment. For each statement, please tell me how much you agree or disagree.

Science and technology will help eliminate poverty and hunger around the world

(SPLIT BALLOT B)

	TOTAL	Strongly agree	Tend to agree	Neither agree nor disagree	Tend to disagree	Strongly disagree	DK	Agree	Disagree
EU25	12526	12%	27%	21%	21%	17%	3%	39%	37%
BE	516	10%	24%	18%	24%	23%	1%	34%	47%
DK	496	17%	25%	19%	21%	16%	2%	42%	38%
D-W	510	12%	31%	25%	20%	10%	1%	44%	30%
DE	760	14%	31%	24%	19%	11%	1%	45%	30%
D-E	246	20%	29%	21%	14%	15%	1%	49%	30%
EL	505	9%	19%	21%	27%	20%	5%	28%	47%
ES	513	11%	26%	24%	17%	15%	7%	37%	32%
FR	529	4%	14%	16%	26%	37%	3%	18%	63%
IE	497	10%	31%	21%	21%	7%	9%	42%	28%
IT	478	15%	35%	25%	11%	9%	5%	50%	21%
LU	265	14%	24%	13%	21%	25%	2%	38%	47%
NL	519	13%	18%	20%	27%	19%	2%	31%	46%
AT	518	9%	24%	26%	20%	16%	5%	33%	36%
PT	520	11%	32%	23%	12%	10%	12%	43%	22%
FI	496	3%	19%	12%	30%	35%	1%	21%	66%
SE	521	5%	21%	22%	26%	25%	1%	26%	51%
UK	670	14%	31%	19%	21%	12%	3%	45%	33%
CY	249	10%	18%	21%	21%	26%	3%	28%	48%
CZ	552	8%	27%	20%	26%	18%	2%	35%	44%
EE	485	19%	25%	18%	24%	10%	4%	43%	34%
HU	503	10%	24%	24%	13%	23%	5%	34%	37%
LV	505	9%	24%	19%	26%	15%	6%	33%	41%
LT	527	17%	33%	18%	20%	7%	5%	50%	27%
MT	249	17%	27%	15%	16%	10%	15%	43%	27%
PL	502	15%	30%	17%	26%	9%	2%	45%	36%
SK	631	9%	24%	29%	21%	12%	5%	33%	33%
SI	546	6%	12%	17%	29%	35%	1%	18%	64%
BG	496	21%	26%	18%	10%	8%	17%	47%	18%
RO	492	18%	28%	27%	10%	7%	9%	47%	17%
HR	495	11%	20%	25%	17%	19%	7%	31%	36%
TR	501	33%	18%	18%	5%	12%	14%	51%	18%
IS	250	11%	18%	23%	26%	21%	2%	28%	47%
CH	507	10%	24%	19%	26%	17%	3%	35%	43%
NW	501	7%	21%	19%	25%	25%	3%	28%	50%

QA13a.1 I would like to read out some other statements. For each of them, please tell me how much you agree or disagree.

Even if it brings no immediate benefits, scientific research which adds to knowledge should be supported by Government

(SPLIT BALLOT A)

	TOTAL	Strongly agree	Tend to agree	Neither agree nor disagree	Tend to disagree	Strongly disagree	DK	Agree	Disagree
EU25	12369	35%	41%	13%	5%	2%	3%	76%	7%
BE	508	47%	35%	12%	4%	2%	0%	81%	6%
DK	517	47%	31%	14%	5%	3%	0%	77%	9%
D-W	493	32%	44%	14%	6%	3%	1%	76%	9%
DE	747	35%	42%	14%	6%	3%	1%	76%	9%
D-E	258	46%	33%	13%	5%	2%	1%	79%	7%
EL	495	46%	35%	9%	5%	2%	3%	81%	7%
ES	523	32%	35%	19%	5%	1%	8%	67%	6%
FR	492	46%	40%	8%	3%	1%	2%	86%	4%
IE	511	21%	52%	14%	5%	3%	5%	73%	8%
IT	528	27%	44%	20%	2%	2%	5%	71%	4%
LU	253	37%	36%	14%	6%	3%	4%	73%	9%
NL	486	43%	33%	11%	9%	4%	1%	76%	12%
AT	516	15%	39%	20%	14%	8%	4%	54%	22%
PT	489	28%	44%	10%	6%	3%	9%	72%	9%
FI	510	25%	45%	14%	11%	4%	1%	70%	15%
SE	502	37%	49%	11%	2%	1%	0%	86%	3%
UK	637	28%	46%	13%	6%	3%	3%	74%	10%
CY	255	38%	34%	12%	8%	5%	3%	72%	13%
CZ	485	45%	41%	8%	4%	1%	1%	86%	4%
EE	515	38%	37%	10%	6%	3%	6%	74%	10%
HU	497	43%	36%	12%	4%	2%	4%	79%	6%
LV	529	40%	36%	10%	5%	2%	8%	75%	7%
LT	476	24%	39%	14%	13%	2%	8%	63%	14%
MT	251	35%	46%	8%	2%	2%	8%	81%	4%
PL	496	40%	42%	7%	6%	3%	3%	82%	9%
SK	610	33%	45%	15%	4%	2%	2%	78%	6%
SI	514	38%	38%	13%	5%	2%	3%	77%	7%
BG	512	35%	31%	13%	5%	2%	14%	66%	7%
RO	513	48%	31%	9%	2%	0%	10%	80%	2%
HR	505	32%	36%	18%	7%	3%	5%	68%	9%
TR	504	56%	23%	6%	3%	2%	9%	80%	6%
IS	250	27%	44%	19%	8%	2%	-	71%	10%
CH	493	24%	45%	10%	13%	4%	3%	68%	18%
NW	475	49%	35%	7%	4%	2%	3%	85%	5%

QA13a.2 I would like to read out some other statements. For each of them, please tell me how much you agree or disagree.

Basic scientific research is not essential for the development of new technologies
(SPLIT BALLOT A)

	TOTAL	Strongly agree	Tend to agree	Neither agree nor disagree	Tend to disagree	Strongly disagree	DK	Agree	Disagree
EU25	12369	6%	16%	19%	28%	23%	9%	22%	50%
BE	508	5%	10%	19%	31%	31%	3%	16%	62%
DK	517	5%	11%	19%	24%	37%	4%	16%	61%
D-W	493	4%	16%	26%	29%	17%	9%	19%	46%
DE	747	4%	15%	24%	29%	19%	8%	20%	49%
D-E	258	7%	14%	17%	31%	28%	4%	21%	58%
EL	495	9%	13%	16%	23%	25%	14%	22%	48%
ES	523	12%	20%	23%	23%	10%	11%	32%	33%
FR	492	4%	17%	18%	30%	22%	9%	21%	52%
IE	511	3%	15%	16%	39%	16%	11%	18%	55%
IT	528	6%	22%	23%	20%	20%	10%	27%	40%
LU	253	9%	18%	15%	26%	18%	14%	27%	44%
NL	486	4%	11%	13%	27%	36%	8%	15%	63%
AT	516	6%	13%	20%	29%	21%	11%	19%	50%
PT	489	12%	22%	15%	19%	13%	20%	34%	31%
FI	510	2%	15%	17%	38%	25%	2%	17%	64%
SE	502	2%	12%	13%	28%	41%	4%	14%	69%
UK	637	4%	12%	17%	33%	26%	8%	16%	59%
CY	255	9%	11%	11%	35%	27%	7%	20%	62%
CZ	485	5%	7%	10%	33%	42%	3%	12%	74%
EE	515	7%	14%	16%	33%	22%	9%	21%	55%
HU	497	4%	8%	12%	29%	38%	10%	11%	67%
LV	529	7%	20%	16%	26%	12%	19%	27%	38%
LT	476	3%	17%	17%	24%	10%	29%	20%	34%
MT	251	8%	11%	6%	28%	19%	28%	19%	47%
PL	496	6%	19%	13%	30%	24%	9%	24%	54%
SK	610	5%	17%	23%	33%	17%	5%	23%	49%
SI	514	5%	20%	16%	32%	22%	5%	25%	54%
BG	512	10%	11%	11%	17%	16%	34%	21%	33%
RO	513	10%	16%	16%	15%	23%	22%	25%	37%
HR	505	3%	11%	20%	35%	23%	9%	14%	57%
TR	504	26%	14%	17%	11%	17%	16%	40%	27%
IS	250	3%	7%	19%	34%	34%	3%	10%	68%
CH	493	4%	14%	16%	31%	22%	12%	19%	53%
NW	475	4%	8%	9%	19%	53%	7%	12%	72%

QA13a.3 I would like to read out some other statements. For each of them, please tell me how much you agree or disagree.

Taking everything into account, computers and factory automation will create more jobs than they will eliminate

(SPLIT BALLOT A)

	TOTAL	Strongly agree	Tend to agree	Neither agree nor disagree	Tend to disagree	Strongly disagree	DK	Agree	Disagree
EU25	12369	6%	15%	18%	28%	28%	5%	21%	55%
BE	508	4%	11%	18%	32%	34%	1%	16%	65%
DK	517	7%	20%	22%	27%	22%	2%	27%	49%
D-W	493	5%	11%	14%	32%	36%	1%	16%	68%
DE	747	4%	10%	13%	33%	39%	1%	15%	71%
D-E	258	1%	8%	9%	35%	47%	0%	8%	82%
EL	495	7%	17%	16%	25%	29%	6%	24%	54%
ES	523	10%	18%	25%	21%	19%	7%	28%	40%
FR	492	3%	9%	15%	31%	37%	5%	12%	68%
IE	511	7%	28%	18%	26%	13%	8%	35%	39%
IT	528	7%	23%	25%	19%	20%	7%	29%	38%
LU	253	5%	7%	15%	27%	39%	7%	12%	66%
NL	486	4%	10%	17%	29%	36%	4%	14%	66%
AT	516	7%	17%	17%	28%	25%	5%	25%	53%
PT	489	9%	18%	13%	25%	23%	11%	27%	48%
FI	510	3%	15%	20%	39%	21%	1%	19%	60%
SE	502	4%	15%	26%	27%	24%	3%	19%	51%
UK	637	6%	16%	19%	29%	22%	8%	22%	51%
CY	255	4%	11%	14%	34%	32%	4%	15%	66%
CZ	485	6%	17%	20%	29%	23%	7%	22%	51%
EE	515	7%	15%	17%	32%	22%	7%	22%	54%
HU	497	5%	14%	23%	21%	25%	11%	19%	47%
LV	529	8%	19%	13%	33%	18%	9%	27%	51%
LT	476	8%	19%	16%	28%	17%	10%	28%	46%
MT	251	10%	13%	12%	22%	32%	11%	23%	54%
PL	496	4%	16%	12%	35%	27%	5%	20%	62%
SK	610	6%	21%	29%	28%	13%	5%	26%	40%
SI	514	6%	13%	19%	29%	27%	4%	20%	57%
BG	512	8%	9%	16%	26%	22%	18%	18%	48%
RO	513	11%	16%	21%	18%	18%	16%	28%	36%
HR	505	4%	10%	15%	30%	33%	7%	15%	63%
TR	504	26%	17%	19%	7%	11%	20%	43%	18%
IS	250	6%	17%	19%	36%	19%	3%	23%	55%
CH	493	4%	11%	16%	31%	34%	3%	16%	66%
NW	475	8%	13%	22%	27%	25%	5%	21%	52%

QA13a.4 I would like to read out some other statements. For each of them, please tell me how much you agree or disagree.

Many high-tech products are just gadgets

(SPLIT BALLOT A)

	TOTAL	Strongly agree	Tend to agree	Neither agree nor disagree	Tend to disagree	Strongly disagree	DK	Agree	Disagree
EU25	12369	17%	33%	20%	16%	7%	9%	50%	22%
BE	508	17%	28%	21%	24%	8%	1%	46%	33%
DK	517	10%	21%	17%	25%	25%	3%	30%	50%
D-W	493	25%	36%	18%	13%	6%	3%	61%	18%
DE	747	26%	37%	17%	12%	5%	3%	62%	18%
D-E	258	28%	38%	15%	12%	5%	4%	65%	16%
EL	495	13%	27%	17%	14%	10%	19%	39%	25%
ES	523	16%	37%	24%	12%	3%	7%	53%	16%
FR	492	18%	39%	18%	15%	6%	4%	58%	21%
IE	511	16%	38%	17%	20%	4%	5%	54%	23%
IT	528	9%	26%	25%	14%	6%	20%	35%	20%
LU	253	34%	26%	11%	15%	6%	8%	60%	21%
NL	486	19%	30%	17%	21%	11%	2%	49%	31%
AT	516	20%	33%	17%	18%	5%	7%	53%	22%
PT	489	13%	28%	17%	19%	8%	15%	41%	27%
FI	510	10%	30%	16%	29%	15%	1%	40%	44%
SE	502	31%	41%	10%	12%	5%	1%	73%	17%
UK	637	20%	39%	18%	15%	5%	3%	59%	20%
CY	255	33%	29%	17%	7%	6%	8%	62%	13%
CZ	485	7%	17%	22%	21%	10%	23%	23%	31%
EE	515	17%	27%	19%	19%	7%	10%	45%	26%
HU	497	5%	17%	27%	19%	18%	14%	22%	37%
LV	529	13%	21%	19%	26%	11%	11%	34%	37%
LT	476	10%	24%	22%	21%	5%	17%	34%	26%
MT	251	8%	10%	10%	20%	21%	31%	18%	41%
PL	496	12%	33%	16%	17%	6%	15%	45%	23%
SK	610	7%	26%	31%	21%	8%	7%	33%	29%
SI	514	7%	21%	23%	26%	17%	5%	28%	43%
BG	512	9%	16%	17%	9%	5%	42%	26%	15%
RO	513	8%	12%	17%	15%	19%	29%	20%	34%
HR	505	15%	22%	28%	16%	7%	12%	37%	23%
TR	504	25%	14%	18%	11%	18%	15%	39%	28%
IS	250	19%	35%	23%	13%	2%	7%	55%	16%
CH	493	22%	33%	14%	18%	6%	6%	56%	24%
NW	475	32%	35%	13%	10%	7%	3%	67%	17%

QA13a.5 I would like to read out some other statements. For each of them, please tell me how much you agree or disagree.

Science and technology do not play an important role in industrial development

(SPLIT BALLOT A)

	TOTAL	Strongly agree	Tend to agree	Neither agree nor disagree	Tend to disagree	Strongly disagree	DK	Agree	Disagree
EU25	12369	5%	12%	12%	32%	35%	5%	17%	67%
BE	508	3%	7%	11%	36%	41%	1%	10%	78%
DK	517	5%	4%	6%	24%	60%	1%	9%	84%
D-W	493	3%	11%	13%	36%	34%	4%	13%	70%
DE	747	3%	11%	12%	34%	37%	3%	14%	71%
D-E	258	5%	11%	6%	29%	48%	1%	16%	77%
EL	495	6%	10%	8%	32%	38%	5%	16%	71%
ES	523	11%	19%	21%	25%	17%	7%	30%	42%
FR	492	4%	13%	11%	36%	32%	4%	17%	68%
IE	511	2%	12%	12%	40%	27%	7%	14%	67%
IT	528	6%	18%	17%	26%	25%	7%	25%	51%
LU	253	9%	11%	7%	29%	36%	7%	20%	66%
NL	486	3%	6%	4%	23%	62%	2%	9%	85%
AT	516	5%	12%	13%	37%	29%	5%	17%	66%
PT	489	7%	20%	11%	19%	28%	15%	27%	48%
FI	510	1%	8%	12%	37%	42%	0%	9%	79%
SE	502	3%	6%	6%	26%	58%	1%	9%	84%
UK	637	4%	8%	10%	37%	37%	4%	12%	74%
CY	255	5%	6%	7%	35%	44%	3%	11%	79%
CZ	485	4%	5%	4%	36%	51%	1%	9%	87%
EE	515	5%	9%	6%	39%	38%	4%	13%	77%
HU	497	4%	7%	9%	25%	51%	4%	11%	76%
LV	529	7%	14%	9%	35%	27%	8%	20%	62%
LT	476	3%	8%	5%	37%	39%	9%	10%	76%
MT	251	3%	6%	6%	32%	40%	13%	9%	72%
PL	496	3%	7%	6%	38%	43%	3%	10%	81%
SK	610	5%	11%	14%	35%	33%	3%	15%	68%
SI	514	4%	11%	9%	33%	41%	2%	15%	73%
BG	512	8%	9%	9%	26%	33%	16%	17%	59%
RO	513	7%	10%	9%	21%	40%	13%	17%	60%
HR	505	6%	10%	10%	32%	36%	6%	15%	68%
TR	504	15%	12%	12%	13%	31%	17%	27%	44%
IS	250	2%	3%	4%	35%	55%	1%	5%	90%
CH	493	6%	13%	7%	34%	34%	5%	20%	68%
NW	475	1%	6%	5%	17%	69%	3%	7%	86%

QA13a.6 I would like to read out some other statements. For each of them, please tell me how much you agree or disagree.

New inventions will always be found to counteract any harmful effect of scientific and technological developments

(SPLIT BALLOT A)

	TOTAL	Strongly agree	Tend to agree	Neither agree nor disagree	Tend to disagree	Strongly disagree	DK	Agree	Disagree
EU25	12369	13%	35%	23%	14%	7%	8%	48%	21%
BE	508	18%	39%	18%	14%	10%	1%	57%	24%
DK	517	7%	14%	23%	28%	25%	4%	20%	53%
D-W	493	15%	37%	30%	9%	2%	6%	52%	11%
DE	747	17%	39%	28%	8%	2%	6%	56%	10%
D-E	258	26%	46%	20%	3%	2%	3%	72%	5%
EL	495	19%	32%	18%	12%	4%	14%	51%	17%
ES	523	12%	37%	24%	11%	6%	9%	49%	17%
FR	492	8%	33%	18%	22%	13%	6%	41%	35%
IE	511	4%	22%	29%	20%	10%	15%	26%	30%
IT	528	9%	40%	27%	8%	5%	11%	49%	13%
LU	253	18%	32%	19%	12%	10%	9%	50%	22%
NL	486	33%	36%	16%	9%	4%	2%	69%	13%
AT	516	9%	36%	24%	13%	5%	13%	45%	18%
PT	489	9%	34%	22%	11%	3%	22%	43%	14%
FI	510	5%	21%	17%	38%	18%	1%	26%	56%
SE	502	9%	32%	23%	21%	10%	5%	41%	31%
UK	637	5%	17%	26%	27%	17%	8%	22%	44%
CY	255	20%	31%	21%	11%	7%	10%	50%	18%
CZ	485	20%	38%	22%	11%	5%	5%	57%	16%
EE	515	9%	27%	24%	20%	5%	14%	36%	25%
HU	497	19%	34%	27%	8%	5%	6%	53%	14%
LV	529	19%	39%	14%	12%	4%	12%	58%	16%
LT	476	19%	45%	15%	9%	0%	12%	64%	9%
MT	251	28%	41%	7%	3%	1%	19%	69%	5%
PL	496	27%	49%	10%	5%	2%	7%	76%	8%
SK	610	7%	29%	35%	15%	5%	9%	36%	19%
SI	514	3%	13%	21%	33%	27%	3%	16%	60%
BG	512	15%	30%	18%	8%	3%	27%	44%	11%
RO	513	22%	25%	22%	6%	5%	20%	46%	11%
HR	505	10%	29%	30%	12%	6%	13%	39%	18%
TR	504	40%	23%	15%	4%	3%	15%	63%	7%
IS	250	10%	33%	32%	14%	7%	5%	43%	21%
CH	493	13%	42%	16%	12%	9%	9%	55%	20%
NW	475	12%	35%	18%	17%	9%	8%	47%	26%

QA13b.1 I would like to read out some other statements. For each of them, please tell me how much you agree or disagree.

Only by applying the most advanced technologies can our economy become more competitive
(SPLIT BALLOT B)

	TOTAL	Strongly agree	Tend to agree	Neither agree nor disagree	Tend to disagree	Strongly disagree	DK	Agree	Disagree
EU25	12526	24%	40%	17%	10%	4%	5%	64%	14%
BE	516	20%	35%	23%	13%	8%	1%	55%	21%
DK	496	30%	30%	23%	11%	3%	2%	60%	14%
D-W	510	38%	39%	12%	8%	2%	1%	77%	10%
DE	760	41%	38%	11%	7%	2%	1%	79%	9%
D-E	246	50%	35%	7%	6%	1%	1%	85%	7%
EL	505	25%	37%	19%	7%	2%	10%	61%	10%
ES	513	23%	39%	19%	6%	3%	9%	63%	9%
FR	529	10%	37%	19%	22%	6%	6%	47%	29%
IE	497	18%	40%	16%	13%	1%	12%	58%	14%
IT	478	19%	47%	22%	5%	3%	4%	66%	7%
LU	265	25%	39%	15%	9%	6%	6%	64%	15%
NL	519	26%	29%	18%	19%	5%	3%	55%	24%
AT	518	19%	48%	20%	5%	2%	7%	66%	7%
PT	520	31%	42%	9%	5%	3%	11%	73%	8%
FI	496	8%	43%	21%	19%	7%	1%	51%	26%
SE	521	7%	37%	26%	18%	6%	5%	44%	24%
UK	670	16%	39%	22%	13%	3%	6%	55%	16%
CY	249	37%	28%	12%	12%	3%	7%	66%	15%
CZ	552	28%	40%	16%	9%	2%	4%	68%	11%
EE	485	35%	34%	14%	7%	3%	7%	69%	10%
HU	503	29%	38%	18%	6%	5%	4%	67%	11%
LV	505	26%	43%	13%	7%	3%	8%	69%	10%
LT	527	39%	38%	7%	5%	1%	9%	78%	6%
MT	249	28%	38%	10%	4%	4%	16%	66%	8%
PL	502	32%	43%	11%	9%	4%	2%	75%	13%
SK	631	23%	45%	21%	6%	1%	5%	67%	7%
SI	546	34%	40%	13%	7%	4%	1%	75%	11%
BG	496	37%	30%	9%	3%	2%	19%	67%	5%
RO	492	38%	33%	17%	3%	2%	8%	71%	5%
HR	495	35%	37%	17%	6%	3%	3%	71%	9%
TR	501	40%	21%	13%	6%	5%	16%	61%	10%
IS	250	8%	27%	35%	18%	2%	10%	35%	20%
CH	507	20%	45%	12%	14%	5%	3%	65%	19%
NW	501	14%	35%	21%	17%	9%	3%	50%	26%

QA13b.2 I would like to read out some other statements. For each of them, please tell me how much you agree or disagree.

Scientific and technological progress will help to cure illnesses such as AIDS, cancer, etc.

(SPLIT BALLOT B)

	TOTAL	Strongly agree	Tend to agree	Neither agree nor disagree	Tend to disagree	Strongly disagree	DK	Agree	Disagree
EU25	12526	47%	41%	7%	2%	1%	2%	88%	4%
BE	516	58%	31%	6%	3%	2%	1%	88%	5%
DK	496	68%	25%	2%	2%	2%	1%	93%	4%
D-W	510	47%	42%	7%	3%	1%	0%	89%	4%
DE	760	51%	39%	6%	2%	1%	0%	90%	3%
D-E	246	68%	26%	2%	1%	1%	0%	95%	2%
EL	505	59%	29%	8%	3%	1%	1%	88%	4%
ES	513	42%	37%	13%	2%	2%	4%	79%	4%
FR	529	34%	55%	5%	2%	2%	1%	90%	4%
IE	497	39%	42%	8%	5%	1%	5%	81%	6%
IT	478	39%	43%	12%	2%	1%	3%	82%	3%
LU	265	51%	39%	4%	4%	2%	0%	90%	6%
NL	519	77%	19%	1%	2%	0%	1%	97%	2%
AT	518	41%	41%	9%	3%	2%	4%	82%	5%
PT	520	49%	36%	7%	2%	1%	5%	85%	3%
FI	496	47%	42%	4%	5%	1%	1%	89%	6%
SE	521	51%	42%	4%	2%	1%	0%	93%	3%
UK	670	50%	41%	4%	2%	2%	2%	91%	3%
CY	249	63%	31%	3%	1%	1%	1%	94%	2%
CZ	552	45%	39%	9%	4%	1%	1%	85%	5%
EE	485	49%	35%	7%	5%	2%	2%	84%	6%
HU	503	56%	38%	4%	1%	1%	1%	94%	2%
LV	505	33%	42%	13%	5%	2%	5%	75%	7%
LT	527	43%	40%	6%	4%	2%	5%	83%	6%
MT	249	39%	50%	3%	1%	1%	5%	89%	2%
PL	502	43%	46%	4%	4%	1%	2%	89%	6%
SK	631	47%	39%	10%	2%	0%	2%	87%	2%
SI	546	33%	42%	12%	9%	3%	1%	75%	12%
BG	496	56%	27%	4%	1%	1%	11%	83%	2%
RO	492	50%	29%	11%	2%	1%	7%	79%	3%
HR	495	39%	41%	11%	3%	1%	4%	80%	4%
TR	501	56%	20%	9%	4%	2%	10%	76%	6%
IS	250	56%	39%	3%	0%	1%	1%	95%	1%
CH	507	39%	48%	5%	4%	2%	1%	88%	6%
NW	501	55%	39%	4%	2%	0%	1%	94%	2%

QA13b.3 I would like to read out some other statements. For each of them, please tell me how much you agree or disagree.

The benefits of science are greater than any harmful effects it may have

(SPLIT BALLOT B)

	TOTAL	Strongly agree	Tend to agree	Neither agree nor disagree	Tend to disagree	Strongly disagree	DK	Agree	Disagree
EU25	12526	16%	36%	29%	10%	3%	5%	52%	14%
BE	516	20%	33%	25%	14%	6%	1%	53%	20%
DK	496	19%	33%	29%	12%	4%	3%	52%	16%
D-W	510	13%	30%	41%	11%	2%	3%	43%	13%
DE	760	15%	32%	38%	11%	2%	3%	46%	12%
D-E	246	20%	41%	27%	9%	2%	2%	61%	11%
EL	505	17%	31%	30%	11%	3%	7%	48%	14%
ES	513	25%	32%	28%	5%	3%	7%	57%	8%
FR	529	10%	40%	27%	12%	5%	6%	50%	17%
IE	497	16%	34%	25%	11%	1%	12%	50%	13%
IT	478	19%	38%	27%	5%	4%	7%	57%	9%
LU	265	19%	30%	21%	18%	6%	6%	49%	24%
NL	519	10%	29%	29%	19%	10%	2%	39%	29%
AT	518	11%	38%	34%	9%	7%	7%	48%	10%
PT	520	25%	35%	21%	4%	2%	13%	60%	6%
FI	496	10%	40%	19%	25%	5%	1%	50%	30%
SE	521	14%	37%	27%	15%	4%	2%	51%	19%
UK	670	15%	34%	30%	12%	4%	5%	49%	16%
CY	249	21%	34%	23%	8%	6%	7%	55%	14%
CZ	552	12%	33%	35%	14%	4%	3%	44%	18%
EE	485	22%	36%	21%	8%	1%	11%	58%	10%
HU	503	22%	40%	21%	8%	3%	6%	63%	10%
LV	505	10%	32%	27%	15%	3%	13%	42%	18%
LT	527	26%	36%	19%	7%	1%	10%	63%	8%
MT	249	20%	33%	18%	6%	5%	17%	53%	11%
PL	502	19%	46%	19%	11%	2%	4%	65%	13%
SK	631	11%	36%	37%	8%	2%	6%	47%	10%
SI	546	12%	28%	33%	16%	9%	2%	40%	25%
BG	496	25%	28%	19%	6%	1%	21%	53%	7%
RO	492	32%	30%	23%	3%	1%	12%	61%	4%
HR	495	21%	40%	29%	4%	1%	5%	61%	5%
TR	501	41%	17%	15%	6%	6%	14%	58%	13%
IS	250	16%	35%	30%	13%	2%	5%	51%	15%
CH	507	12%	31%	31%	13%	4%	8%	43%	18%
NW	501	27%	46%	16%	5%	2%	3%	74%	7%

QA13b.4 I would like to read out some other statements. For each of them, please tell me how much you agree or disagree.

Some numbers are especially lucky for some people

(SPLIT BALLOT B)

	TOTAL	Strongly agree	Tend to agree	Neither agree nor disagree	Tend to disagree	Strongly disagree	DK	Agree	Disagree
EU25	12526	12%	25%	18%	16%	25%	4%	37%	41%
BE	516	10%	17%	17%	17%	37%	1%	27%	55%
DK	496	16%	15%	20%	12%	35%	2%	31%	47%
D-W	510	10%	20%	17%	22%	29%	2%	30%	51%
DE	760	10%	21%	16%	21%	30%	2%	31%	51%
D-E	246	12%	23%	13%	18%	32%	2%	35%	50%
EL	505	9%	20%	19%	15%	29%	8%	29%	44%
ES	513	10%	23%	22%	14%	25%	4%	34%	39%
FR	529	6%	23%	19%	18%	32%	2%	28%	50%
IE	497	15%	36%	17%	12%	11%	9%	51%	23%
IT	478	20%	41%	18%	7%	10%	4%	61%	17%
LU	265	6%	14%	11%	24%	41%	4%	19%	66%
NL	519	9%	10%	13%	18%	50%	0%	19%	68%
AT	518	17%	33%	17%	13%	11%	9%	50%	24%
PT	520	15%	30%	17%	11%	15%	11%	45%	27%
FI	496	5%	16%	16%	22%	41%	1%	21%	63%
SE	521	10%	19%	17%	14%	39%	1%	29%	53%
UK	670	11%	18%	17%	18%	31%	5%	29%	49%
CY	249	15%	24%	14%	12%	28%	7%	39%	40%
CZ	552	19%	33%	23%	13%	10%	1%	52%	24%
EE	485	13%	27%	19%	19%	16%	7%	40%	35%
HU	503	15%	16%	26%	11%	17%	15%	31%	28%
LV	505	24%	32%	18%	8%	8%	11%	56%	16%
LT	527	12%	32%	19%	14%	11%	12%	44%	25%
MT	249	16%	23%	10%	12%	32%	6%	39%	44%
PL	502	14%	31%	16%	21%	14%	4%	45%	35%
SK	631	8%	31%	30%	17%	9%	4%	40%	26%
SI	546	13%	25%	17%	18%	25%	4%	37%	42%
BG	496	18%	20%	17%	8%	15%	22%	38%	22%
RO	492	21%	29%	27%	5%	5%	14%	49%	10%
HR	495	13%	23%	23%	13%	19%	9%	36%	32%
TR	501	27%	15%	13%	10%	23%	11%	43%	33%
IS	250	17%	23%	19%	14%	26%	2%	39%	40%
CH	507	10%	19%	22%	15%	26%	8%	29%	41%
NW	501	11%	22%	13%	10%	39%	6%	32%	49%

QA13b.5 I would like to read out some other statements. For each of them, please tell me how much you agree or disagree.

Science and technology are responsible for most of the environmental problems we have today

(SPLIT BALLOT B)

	TOTAL	Strongly agree	Tend to agree	Neither agree nor disagree	Tend to disagree	Strongly disagree	DK	Agree	Disagree
EU25	12526	18%	39%	19%	14%	6%	3%	57%	20%
BE	516	17%	38%	21%	16%	7%	0%	56%	23%
DK	496	16%	35%	18%	19%	9%	2%	51%	28%
D-W	510	14%	37%	22%	17%	7%	3%	51%	24%
DE	760	15%	36%	22%	18%	7%	2%	51%	25%
D-E	246	20%	31%	18%	22%	7%	2%	51%	29%
EL	505	26%	35%	23%	10%	3%	3%	61%	13%
ES	513	15%	35%	24%	12%	7%	6%	50%	20%
FR	529	17%	44%	14%	14%	8%	4%	61%	21%
IE	497	7%	30%	22%	24%	8%	9%	37%	32%
IT	478	16%	45%	25%	9%	2%	3%	61%	11%
LU	265	27%	30%	15%	17%	9%	2%	57%	27%
NL	519	22%	34%	16%	19%	8%	2%	55%	27%
AT	518	16%	38%	23%	12%	5%	6%	54%	17%
PT	520	15%	38%	18%	11%	5%	13%	53%	16%
FI	496	14%	43%	13%	22%	6%	1%	58%	28%
SE	521	19%	39%	17%	18%	7%	1%	58%	24%
UK	670	16%	35%	18%	20%	9%	3%	51%	28%
CY	249	37%	38%	14%	5%	1%	4%	76%	6%
CZ	552	23%	40%	20%	12%	3%	1%	63%	16%
EE	485	27%	43%	12%	10%	3%	5%	70%	13%
HU	503	25%	28%	25%	11%	6%	5%	53%	17%
LV	505	37%	38%	13%	6%	1%	6%	74%	7%
LT	527	29%	46%	10%	5%	1%	9%	75%	6%
MT	249	26%	40%	15%	7%	2%	9%	67%	9%
PL	502	33%	43%	12%	8%	1%	3%	76%	9%
SK	631	15%	43%	27%	11%	2%	2%	58%	13%
SI	546	27%	38%	18%	12%	4%	1%	65%	16%
BG	496	25%	31%	16%	7%	4%	17%	55%	11%
RO	492	16%	31%	26%	11%	6%	11%	47%	17%
HR	495	26%	34%	25%	8%	2%	5%	60%	9%
TR	501	27%	17%	20%	8%	12%	16%	44%	20%
IS	250	12%	32%	21%	24%	8%	3%	44%	32%
CH	507	16%	33%	22%	19%	7%	3%	49%	26%
NW	501	20%	33%	18%	20%	5%	3%	54%	25%

QA13b.6 I would like to read out some other statements. For each of them, please tell me how much you agree or disagree.

Food made from genetically modified organisms is dangerous
(SPLIT BALLOT B)

	TOTAL	Strongly agree	Tend to agree	Neither agree nor disagree	Tend to disagree	Strongly disagree	DK	Agree	Disagree
EU25	12526	24%	30%	23%	10%	4%	10%	54%	14%
BE	516	23%	27%	28%	12%	4%	5%	51%	17%
DK	496	18%	23%	30%	16%	10%	4%	41%	25%
D-W	510	24%	29%	30%	10%	3%	6%	52%	13%
DE	760	24%	27%	29%	11%	3%	5%	51%	14%
D-E	246	26%	23%	27%	16%	4%	4%	48%	20%
EL	505	51%	29%	8%	2%	2%	8%	80%	4%
ES	513	19%	34%	20%	7%	4%	15%	53%	11%
FR	529	23%	37%	21%	9%	2%	9%	60%	11%
IE	497	18%	32%	18%	13%	2%	16%	50%	15%
IT	478	29%	34%	24%	4%	2%	7%	63%	6%
LU	265	35%	33%	15%	6%	3%	8%	68%	9%
NL	519	12%	18%	22%	28%	11%	10%	30%	39%
AT	518	35%	35%	15%	5%	3%	7%	70%	8%
PT	520	29%	32%	12%	5%	3%	19%	61%	8%
FI	496	11%	29%	25%	25%	8%	3%	39%	33%
SE	521	15%	23%	29%	18%	6%	8%	39%	25%
UK	670	13%	19%	30%	14%	9%	14%	33%	23%
CY	249	65%	23%	5%	2%	1%	3%	88%	4%
CZ	552	20%	29%	25%	14%	2%	10%	49%	16%
EE	485	30%	32%	12%	10%	4%	13%	61%	13%
HU	503	39%	26%	18%	3%	2%	12%	64%	6%
LV	505	36%	33%	11%	5%	2%	13%	69%	7%
LT	527	25%	31%	15%	9%	2%	18%	56%	11%
MT	249	20%	29%	13%	4%	5%	29%	49%	9%
PL	502	36%	33%	13%	7%	2%	9%	69%	9%
SK	631	20%	35%	24%	9%	1%	10%	55%	10%
SI	546	35%	34%	13%	9%	3%	5%	68%	13%
BG	496	22%	19%	12%	4%	3%	41%	41%	6%
RO	492	37%	19%	14%	4%	4%	23%	56%	7%
HR	495	46%	27%	15%	5%	2%	5%	73%	7%
TR	501	47%	15%	14%	5%	4%	15%	62%	9%
IS	250	13%	25%	24%	19%	12%	6%	39%	31%
CH	507	23%	29%	17%	13%	4%	14%	52%	18%
NW	501	27%	26%	22%	12%	4%	9%	54%	16%

QA13b.7 I would like to read out some other statements. For each of them, please tell me how much you agree or disagree.

Most people think that on balance science and technology will neither make our lives healthier, easier nor more comfortable
(SPLIT BALLOT B)

	TOTAL	Strongly agree	Tend to agree	Neither agree nor disagree	Tend to disagree	Strongly disagree	DK	Agree	Disagree
EU25	12526	11%	28%	24%	24%	9%	5%	39%	33%
BE	516	13%	26%	22%	30%	8%	2%	39%	38%
DK	496	9%	21%	25%	29%	14%	3%	30%	43%
D-W	510	11%	29%	25%	22%	8%	5%	40%	30%
DE	760	11%	28%	24%	24%	8%	4%	39%	33%
D-E	246	10%	23%	20%	34%	9%	3%	33%	43%
EL	505	17%	29%	28%	17%	3%	6%	47%	20%
ES	513	12%	27%	26%	18%	9%	10%	38%	27%
FR	529	13%	34%	18%	26%	6%	3%	47%	32%
IE	497	6%	26%	30%	24%	7%	7%	32%	31%
IT	478	12%	31%	28%	20%	5%	4%	43%	25%
LU	265	14%	24%	20%	23%	18%	2%	37%	41%
NL	519	9%	19%	19%	29%	19%	4%	28%	49%
AT	518	14%	35%	23%	15%	6%	7%	49%	21%
PT	520	12%	29%	21%	19%	4%	14%	41%	23%
FI	496	9%	36%	17%	30%	8%	0%	45%	38%
SE	521	5%	26%	30%	28%	8%	3%	31%	36%
UK	670	7%	24%	22%	29%	13%	5%	31%	42%
CY	249	12%	25%	26%	19%	12%	6%	37%	30%
CZ	552	7%	28%	26%	29%	7%	2%	36%	36%
EE	485	6%	19%	19%	36%	13%	7%	26%	49%
HU	503	9%	19%	28%	25%	14%	5%	27%	39%
LV	505	11%	22%	24%	19%	8%	16%	33%	27%
LT	527	8%	23%	20%	29%	11%	9%	31%	40%
MT	249	11%	22%	19%	21%	15%	13%	33%	35%
PL	502	9%	29%	21%	27%	8%	5%	38%	35%
SK	631	8%	30%	36%	17%	4%	4%	39%	21%
SI	546	17%	31%	27%	17%	6%	2%	48%	23%
BG	496	12%	22%	18%	17%	8%	23%	33%	25%
RO	492	12%	23%	28%	13%	6%	17%	36%	20%
HR	495	12%	31%	29%	12%	7%	9%	43%	19%
TR	501	24%	17%	21%	8%	10%	20%	42%	18%
IS	250	7%	20%	21%	37%	13%	1%	27%	51%
CH	507	9%	32%	20%	23%	8%	8%	41%	31%
NW	501	9%	20%	22%	32%	11%	5%	29%	43%

QA14a.1 Could you please tell me how much you agree or disagree with each of the following statements.

For people like me it is not important to be involved in decisions about science and technology

(SPLIT BALLOT A)

	TOTAL	Strongly agree	Tend to agree	Neither agree nor disagree	Tend to disagree	Strongly disagree	DK	Agree	Disagree
EU25	12369	14%	24%	18%	25%	15%	2%	39%	41%
BE	508	21%	21%	15%	26%	17%	-	42%	44%
DK	517	20%	15%	15%	26%	23%	1%	35%	48%
D-W	493	15%	24%	19%	28%	13%	2%	39%	41%
DE	747	17%	25%	17%	26%	13%	2%	42%	39%
D-E	258	26%	27%	13%	19%	15%	0%	54%	33%
EL	495	13%	19%	16%	22%	28%	2%	33%	50%
ES	523	14%	27%	23%	21%	12%	4%	41%	33%
FR	492	4%	24%	14%	34%	22%	2%	28%	56%
IE	511	16%	29%	17%	25%	11%	3%	45%	35%
IT	528	16%	29%	26%	18%	9%	2%	45%	27%
LU	253	12%	16%	14%	34%	19%	5%	28%	53%
NL	486	12%	14%	19%	29%	26%	1%	26%	54%
AT	516	14%	31%	18%	21%	13%	3%	44%	35%
PT	489	25%	35%	12%	16%	8%	5%	60%	24%
FI	510	13%	29%	17%	29%	12%	1%	41%	41%
SE	502	7%	21%	16%	35%	21%	1%	28%	55%
UK	637	11%	21%	15%	31%	20%	3%	31%	51%
CY	255	24%	27%	18%	16%	13%	2%	51%	29%
CZ	485	22%	35%	18%	18%	7%	1%	56%	25%
EE	515	32%	27%	12%	17%	7%	6%	59%	24%
HU	497	34%	18%	20%	14%	12%	2%	52%	26%
LV	529	31%	24%	16%	19%	6%	4%	55%	25%
LT	476	31%	29%	13%	18%	6%	3%	60%	24%
MT	251	18%	26%	13%	21%	21%	2%	43%	42%
PL	496	13%	21%	15%	29%	17%	5%	34%	46%
SK	610	21%	30%	21%	17%	9%	2%	51%	26%
SI	514	14%	31%	17%	25%	12%	1%	45%	37%
BG	512	37%	23%	14%	10%	10%	6%	59%	20%
RO	513	29%	18%	17%	16%	13%	7%	47%	29%
HR	505	26%	27%	18%	15%	12%	3%	52%	26%
TR	504	22%	16%	12%	13%	29%	8%	38%	42%
IS	250	6%	22%	25%	27%	18%	2%	28%	45%
CH	493	13%	28%	14%	26%	19%	2%	40%	44%
NW	475	13%	17%	14%	26%	28%	2%	30%	53%

QA14a.2 Could you please tell me how much you agree or disagree with each of the following statements.

The public is sufficiently involved in decisions about science and technology

(SPLIT BALLOT A)

	TOTAL	Strongly agree	Tend to agree	Neither agree nor disagree	Tend to disagree	Strongly disagree	DK	Agree	Disagree
EU25	12369	4%	16%	17%	35%	24%	5%	20%	58%
BE	508	6%	16%	17%	33%	28%	1%	22%	60%
DK	517	10%	16%	24%	31%	17%	2%	26%	48%
D-W	493	3%	16%	24%	39%	14%	3%	19%	53%
DE	747	3%	15%	23%	38%	18%	3%	19%	56%
D-E	258	6%	12%	17%	34%	30%	2%	18%	64%
EL	495	7%	16%	21%	32%	20%	4%	23%	52%
ES	523	4%	16%	23%	34%	16%	6%	20%	50%
FR	492	2%	13%	13%	37%	32%	3%	16%	69%
IE	511	4%	19%	16%	35%	18%	8%	23%	53%
IT	528	5%	22%	18%	23%	28%	4%	26%	51%
LU	253	5%	14%	13%	33%	27%	8%	19%	60%
NL	486	4%	10%	14%	43%	27%	2%	14%	69%
AT	516	5%	13%	16%	38%	22%	6%	18%	60%
PT	489	6%	19%	15%	22%	26%	12%	25%	48%
FI	510	4%	22%	19%	34%	19%	1%	26%	53%
SE	502	2%	15%	18%	42%	21%	1%	17%	64%
UK	637	2%	16%	11%	39%	27%	6%	18%	66%
CY	255	5%	13%	12%	33%	28%	10%	18%	60%
CZ	485	3%	9%	15%	39%	30%	4%	13%	69%
EE	515	8%	20%	17%	34%	13%	8%	28%	47%
HU	497	5%	13%	20%	27%	27%	8%	18%	54%
LV	529	9%	20%	17%	31%	12%	10%	30%	43%
LT	476	5%	18%	14%	38%	14%	10%	23%	52%
MT	251	5%	21%	8%	25%	29%	12%	25%	54%
PL	496	4%	20%	12%	37%	21%	5%	24%	59%
SK	610	1%	8%	22%	41%	24%	4%	10%	64%
SI	514	3%	24%	18%	33%	19%	3%	27%	51%
BG	512	8%	18%	17%	23%	15%	20%	26%	38%
RO	513	3%	12%	19%	25%	25%	16%	15%	50%
HR	505	6%	10%	18%	37%	22%	6%	16%	60%
TR	504	19%	11%	16%	12%	32%	9%	31%	44%
IS	250	6%	16%	25%	37%	14%	2%	22%	51%
CH	493	7%	28%	13%	33%	15%	4%	35%	48%
NW	475	3%	20%	16%	35%	22%	4%	23%	57%

QA14a.3 Could you please tell me how much you agree or disagree with each of the following statements.

Scientists put too little effort into informing the public about what their work

(SPLIT BALLOT A)

	TOTAL	Strongly agree	Tend to agree	Neither agree nor disagree	Tend to disagree	Strongly disagree	DK	Agree	Disagree
EU25	12369	21%	38%	20%	12%	4%	5%	59%	16%
BE	508	20%	33%	21%	20%	5%	1%	53%	25%
DK	517	18%	35%	23%	17%	6%	2%	52%	23%
D-W	493	19%	38%	21%	15%	3%	4%	57%	18%
DE	747	20%	38%	21%	13%	3%	4%	59%	16%
D-E	258	24%	39%	22%	7%	4%	4%	63%	11%
EL	495	20%	33%	20%	12%	9%	6%	53%	21%
ES	523	15%	33%	27%	11%	6%	8%	48%	17%
FR	492	18%	43%	19%	13%	4%	4%	61%	17%
IE	511	22%	39%	18%	9%	2%	9%	62%	11%
IT	528	22%	40%	22%	8%	3%	5%	62%	12%
LU	253	33%	35%	16%	10%	1%	4%	68%	11%
NL	486	22%	31%	19%	17%	7%	5%	53%	24%
AT	516	19%	41%	18%	10%	4%	7%	60%	15%
PT	489	21%	36%	17%	10%	4%	14%	56%	13%
FI	510	17%	46%	16%	16%	4%	1%	63%	20%
SE	502	22%	47%	15%	11%	3%	2%	68%	14%
UK	637	22%	37%	17%	15%	5%	4%	59%	20%
CY	255	23%	37%	13%	16%	5%	6%	60%	21%
CZ	485	24%	37%	19%	14%	3%	3%	61%	17%
EE	515	23%	36%	19%	11%	2%	8%	59%	14%
HU	497	21%	29%	23%	15%	5%	7%	49%	20%
LV	529	23%	35%	18%	10%	3%	11%	59%	13%
LT	476	23%	40%	15%	9%	2%	11%	63%	11%
MT	251	21%	37%	12%	14%	5%	10%	58%	20%
PL	496	27%	42%	12%	11%	3%	6%	69%	13%
SK	610	20%	35%	28%	11%	3%	3%	55%	13%
SI	514	23%	42%	18%	10%	3%	4%	65%	12%
BG	512	18%	29%	19%	9%	3%	22%	48%	11%
RO	513	18%	27%	23%	12%	4%	15%	46%	16%
HR	505	20%	33%	21%	11%	7%	8%	53%	18%
TR	504	45%	19%	13%	4%	8%	12%	64%	12%
IS	250	18%	41%	21%	16%	1%	2%	59%	18%
CH	493	16%	34%	20%	18%	5%	7%	50%	22%
NW	475	18%	41%	21%	9%	6%	5%	60%	14%

QA14b.1 Could you please tell me how much you agree or disagree with each of the following statements.

Research conducted by industry is well controlled and regulated

(SPLIT BALLOT B)

	TOTAL	Strongly agree	Tend to agree	Neither agree nor disagree	Tend to disagree	Strongly disagree	DK	Agree	Disagree
EU25	12526	8%	28%	23%	23%	9%	9%	36%	32%
BE	516	11%	30%	21%	26%	10%	2%	41%	36%
DK	496	9%	23%	25%	30%	10%	2%	32%	40%
D-W	510	10%	30%	28%	24%	4%	5%	40%	28%
DE	760	11%	30%	27%	22%	5%	5%	41%	27%
D-E	246	18%	32%	22%	16%	7%	5%	49%	24%
EL	505	7%	21%	21%	19%	10%	22%	28%	29%
ES	513	6%	23%	21%	25%	10%	15%	29%	35%
FR	529	5%	30%	19%	29%	10%	7%	35%	39%
IE	497	8%	41%	18%	14%	4%	15%	49%	18%
IT	478	9%	28%	30%	18%	8%	7%	37%	26%
LU	265	9%	30%	20%	26%	10%	5%	38%	37%
NL	519	11%	23%	19%	31%	11%	5%	34%	42%
AT	518	10%	32%	23%	19%	5%	11%	43%	24%
PT	520	12%	28%	18%	12%	6%	23%	40%	18%
FI	496	10%	44%	16%	22%	5%	2%	55%	27%
SE	521	7%	35%	24%	23%	5%	6%	42%	28%
UK	670	8%	34%	21%	16%	10%	11%	42%	26%
CY	249	9%	20%	21%	21%	12%	16%	29%	34%
CZ	552	3%	22%	24%	30%	13%	8%	25%	43%
EE	485	7%	26%	19%	23%	6%	18%	33%	30%
HU	503	14%	27%	20%	15%	9%	15%	42%	24%
LV	505	7%	23%	17%	27%	8%	17%	31%	35%
LT	527	7%	19%	20%	28%	7%	19%	26%	35%
MT	249	14%	28%	11%	7%	9%	31%	42%	16%
PL	502	3%	19%	18%	37%	12%	11%	22%	49%
SK	631	5%	28%	34%	16%	4%	13%	33%	21%
SI	546	4%	31%	23%	25%	12%	5%	35%	37%
BG	496	8%	19%	13%	16%	8%	36%	27%	23%
RO	492	14%	32%	19%	11%	4%	20%	46%	15%
HR	495	10%	27%	23%	19%	9%	11%	37%	28%
TR	501	27%	16%	18%	12%	12%	16%	43%	24%
IS	250	13%	42%	26%	8%	1%	10%	55%	9%
CH	507	10%	37%	17%	21%	5%	9%	48%	26%
NW	501	10%	37%	16%	22%	6%	8%	48%	28%

QA14b.2 Could you please tell me how much you agree or disagree with each of the following statements.

Politicians should rely more on the advice of expert scientists

(SPLIT BALLOT B)

	TOTAL	Strongly agree	Tend to agree	Neither agree nor disagree	Tend to disagree	Strongly disagree	DK	Agree	Disagree
EU25	12526	27%	45%	16%	5%	2%	5%	73%	7%
BE	516	33%	42%	16%	6%	1%	1%	75%	7%
DK	496	22%	37%	26%	11%	3%	1%	59%	14%
D-W	510	28%	46%	18%	4%	1%	2%	74%	5%
DE	760	29%	47%	17%	4%	1%	2%	76%	5%
D-E	246	34%	48%	12%	4%	1%	1%	82%	4%
EL	505	31%	42%	16%	4%	2%	5%	72%	7%
ES	513	22%	40%	23%	4%	1%	10%	62%	5%
FR	529	24%	52%	13%	4%	2%	4%	77%	6%
IE	497	14%	41%	21%	8%	4%	12%	55%	12%
IT	478	24%	49%	17%	4%	1%	5%	73%	6%
LU	265	30%	46%	13%	6%	2%	3%	76%	8%
NL	519	24%	42%	19%	8%	3%	3%	66%	11%
AT	518	22%	46%	21%	4%	1%	7%	67%	5%
PT	520	21%	43%	16%	3%	1%	15%	64%	4%
FI	496	26%	52%	13%	6%	1%	1%	78%	8%
SE	521	26%	52%	13%	5%	1%	3%	78%	6%
UK	670	23%	43%	17%	10%	4%	4%	66%	14%
CY	249	40%	32%	13%	6%	4%	5%	72%	10%
CZ	552	29%	46%	17%	5%	1%	2%	75%	6%
EE	485	54%	33%	4%	2%	2%	5%	87%	4%
HU	503	41%	41%	8%	1%	1%	7%	82%	2%
LV	505	30%	40%	16%	5%	2%	8%	70%	7%
LT	527	35%	45%	11%	3%	0%	6%	80%	3%
MT	249	30%	35%	11%	4%	4%	16%	65%	7%
PL	502	40%	42%	8%	3%	1%	6%	83%	4%
SK	631	36%	44%	16%	2%	-	2%	80%	2%
SI	546	39%	43%	13%	3%	1%	2%	82%	4%
BG	496	42%	29%	8%	2%	2%	18%	71%	3%
RO	492	31%	30%	19%	5%	3%	12%	61%	8%
HR	495	45%	37%	11%	2%	1%	4%	82%	3%
TR	501	43%	20%	15%	5%	5%	12%	63%	9%
IS	250	32%	46%	17%	3%	1%	2%	78%	4%
CH	507	20%	43%	19%	9%	3%	6%	63%	12%
NW	501	20%	49%	16%	8%	2%	5%	70%	10%

QA14b.3 Could you please tell me how much you agree or disagree with each of the following statements.

Scientific and technological developments are presented too negatively in the media

(SPLIT BALLOT B)

	TOTAL	Strongly agree	Tend to agree	Neither agree nor disagree	Tend to disagree	Strongly disagree	DK	Agree	Disagree
EU25	12526	8%	24%	30%	25%	6%	7%	32%	31%
BE	516	9%	22%	29%	32%	7%	1%	31%	39%
DK	496	3%	15%	38%	32%	8%	3%	18%	41%
D-W	510	7%	20%	33%	30%	7%	4%	26%	37%
DE	760	6%	20%	31%	31%	7%	3%	27%	38%
D-E	246	5%	23%	25%	35%	9%	3%	28%	44%
EL	505	11%	12%	29%	31%	9%	9%	23%	39%
ES	513	8%	21%	32%	20%	8%	10%	30%	28%
FR	529	8%	31%	28%	22%	5%	6%	39%	27%
IE	497	6%	24%	30%	23%	4%	14%	30%	26%
IT	478	7%	31%	28%	21%	6%	7%	38%	26%
LU	265	13%	28%	18%	24%	13%	4%	41%	37%
NL	519	6%	16%	25%	36%	13%	5%	22%	48%
AT	518	8%	23%	25%	25%	6%	13%	31%	31%
PT	520	12%	24%	21%	14%	4%	25%	36%	18%
FI	496	3%	25%	30%	33%	6%	2%	29%	39%
SE	521	3%	25%	38%	25%	5%	4%	28%	30%
UK	670	12%	26%	34%	18%	3%	7%	38%	21%
CY	249	7%	21%	23%	26%	9%	13%	29%	35%
CZ	552	4%	17%	35%	33%	5%	7%	20%	38%
EE	485	7%	19%	26%	26%	5%	17%	26%	31%
HU	503	7%	17%	33%	21%	10%	12%	24%	31%
LV	505	8%	21%	24%	23%	5%	18%	29%	29%
LT	527	7%	18%	25%	30%	6%	14%	25%	36%
MT	249	11%	19%	23%	18%	10%	19%	30%	28%
PL	502	8%	23%	27%	30%	4%	8%	32%	34%
SK	631	3%	15%	47%	23%	2%	9%	18%	26%
SI	546	6%	27%	34%	25%	5%	3%	32%	30%
BG	496	9%	15%	19%	9%	10%	37%	24%	19%
RO	492	8%	18%	30%	14%	9%	21%	26%	23%
HR	495	8%	19%	36%	21%	6%	10%	27%	27%
TR	501	32%	15%	20%	9%	9%	15%	47%	18%
IS	250	3%	16%	28%	44%	7%	3%	18%	51%
CH	507	6%	22%	32%	27%	6%	7%	28%	33%
NW	501	6%	28%	24%	29%	7%	6%	34%	36%

QA15a.1 And could you please tell me to what extent do you agree or disagree with each of the following statements.

Scientists are responsible for the misuse of their discoveries by other people

(SPLIT BALLOT A)

	TOTAL	Strongly agree	Tend to agree	Neither agree nor disagree	Tend to disagree	Strongly disagree	DK	Agree	Disagree
EU25	12369	13%	26%	18%	23%	15%	5%	39%	38%
BE	508	13%	17%	14%	31%	24%	1%	30%	55%
DK	517	11%	16%	18%	24%	30%	2%	26%	55%
D-W	493	18%	27%	20%	22%	11%	3%	45%	33%
DE	747	19%	26%	19%	22%	12%	2%	45%	34%
D-E	258	22%	25%	14%	21%	16%	1%	48%	37%
EL	495	16%	30%	15%	18%	13%	8%	46%	31%
ES	523	10%	25%	20%	25%	15%	5%	35%	40%
FR	492	8%	27%	17%	27%	18%	5%	35%	44%
IE	511	9%	20%	15%	28%	14%	14%	29%	42%
IT	528	16%	31%	22%	15%	10%	5%	47%	25%
LU	253	17%	17%	16%	25%	17%	8%	34%	43%
NL	486	10%	15%	17%	27%	30%	1%	24%	57%
AT	516	19%	33%	18%	15%	8%	6%	52%	23%
PT	489	12%	28%	15%	19%	9%	16%	40%	29%
FI	510	9%	21%	15%	34%	20%	1%	30%	54%
SE	502	8%	25%	13%	28%	25%	1%	33%	52%
UK	637	7%	23%	19%	26%	17%	9%	29%	43%
CY	255	22%	32%	13%	18%	11%	3%	54%	29%
CZ	485	17%	21%	19%	24%	17%	1%	39%	41%
EE	515	20%	21%	9%	24%	20%	5%	41%	45%
HU	497	13%	19%	18%	24%	21%	5%	32%	44%
LV	529	16%	28%	13%	21%	16%	7%	43%	37%
LT	476	17%	24%	13%	22%	15%	9%	41%	38%
MT	251	23%	33%	10%	13%	10%	12%	56%	23%
PL	496	15%	30%	16%	21%	11%	7%	45%	32%
SK	610	10%	22%	28%	22%	12%	5%	32%	34%
SI	514	13%	25%	15%	26%	21%	1%	38%	47%
BG	512	16%	21%	13%	18%	13%	18%	37%	31%
RO	513	29%	22%	16%	10%	10%	12%	51%	21%
HR	505	20%	25%	21%	17%	9%	8%	45%	26%
TR	504	27%	19%	13%	9%	19%	13%	46%	28%
IS	250	9%	14%	23%	26%	23%	6%	23%	49%
CH	493	13%	31%	14%	22%	17%	4%	43%	38%
NW	475	12%	18%	13%	24%	29%	4%	30%	53%

QA15a.2 And could you please tell me to what extent do you agree or disagree with each of the following statements.

A discovery is in itself neither good nor bad, it is only the way the discovery is used which matters
(SPLIT BALLOT A)

	TOTAL	Strongly agree	Tend to agree	Neither agree nor disagree	Tend to disagree	Strongly disagree	DK	Agree	Disagree
EU25	12369	45%	36%	11%	4%	1%	3%	81%	5%
BE	508	61%	28%	6%	4%	1%	-	89%	5%
DK	517	42%	27%	14%	10%	3%	4%	69%	13%
D-W	493	46%	39%	10%	3%	1%	2%	85%	4%
DE	747	49%	37%	9%	3%	1%	1%	86%	3%
D-E	258	63%	27%	8%	2%	0%	0%	90%	2%
EL	495	66%	24%	5%	3%	1%	1%	91%	3%
ES	523	35%	33%	20%	5%	2%	5%	68%	7%
FR	492	51%	38%	5%	3%	1%	2%	89%	4%
IE	511	29%	46%	11%	5%	2%	7%	75%	7%
IT	528	47%	33%	13%	3%	1%	2%	80%	4%
LU	253	53%	31%	9%	3%	1%	3%	84%	4%
NL	486	55%	28%	4%	9%	3%	0%	83%	12%
AT	516	41%	39%	11%	5%	1%	4%	79%	6%
PT	489	34%	38%	14%	3%	3%	9%	72%	5%
FI	510	43%	39%	11%	6%	1%	0%	82%	7%
SE	502	43%	38%	8%	5%	3%	2%	82%	9%
UK	637	33%	43%	14%	5%	1%	4%	76%	6%
CY	255	46%	36%	9%	4%	2%	4%	82%	5%
CZ	485	59%	29%	6%	3%	2%	-	88%	5%
EE	515	54%	33%	6%	2%	0%	5%	87%	2%
HU	497	55%	31%	8%	2%	1%	3%	86%	3%
LV	529	49%	32%	9%	3%	2%	6%	81%	5%
LT	476	52%	33%	6%	4%	-	6%	85%	4%
MT	251	42%	45%	2%	2%	1%	8%	87%	4%
PL	496	43%	35%	9%	5%	3%	5%	78%	8%
SK	610	38%	39%	15%	4%	1%	3%	77%	5%
SI	514	34%	45%	13%	6%	2%	1%	79%	7%
BG	512	46%	33%	6%	1%	0%	14%	79%	1%
RO	513	45%	24%	14%	4%	2%	10%	69%	6%
HR	505	42%	35%	12%	4%	2%	6%	77%	5%
TR	504	48%	22%	12%	3%	5%	11%	69%	7%
IS	250	37%	39%	11%	7%	3%	2%	77%	10%
CH	493	48%	38%	5%	6%	2%	1%	86%	8%
NW	475	65%	23%	2%	5%	1%	5%	88%	5%

QA15a.3 And could you please tell me to what extent do you agree or disagree with each of the following statements.

The authorities should formally oblige scientists to respect ethical standards

(SPLIT BALLOT A)

	TOTAL	Strongly agree	Tend to agree	Neither agree nor disagree	Tend to disagree	Strongly disagree	DK	Agree	Disagree
EU25	12369	41%	37%	11%	5%	2%	4%	79%	6%
BE	508	52%	29%	11%	3%	3%	1%	82%	6%
DK	517	47%	30%	14%	4%	3%	2%	77%	7%
D-W	493	42%	37%	12%	6%	2%	1%	79%	8%
DE	747	43%	36%	13%	6%	2%	1%	79%	7%
D-E	258	47%	30%	17%	3%	3%	1%	76%	6%
EL	495	59%	30%	5%	2%	2%	1%	89%	5%
ES	523	35%	33%	20%	4%	2%	5%	68%	6%
FR	492	45%	41%	6%	5%	2%	2%	86%	7%
IE	511	34%	48%	9%	1%	0%	6%	83%	2%
IT	528	33%	43%	12%	4%	2%	5%	77%	6%
LU	253	57%	26%	6%	2%	1%	9%	82%	3%
NL	486	36%	33%	12%	10%	6%	2%	70%	16%
AT	516	50%	31%	11%	4%	1%	5%	81%	4%
PT	489	38%	35%	12%	2%	1%	10%	74%	4%
FI	510	41%	42%	12%	3%	1%	1%	83%	4%
SE	502	49%	28%	12%	6%	3%	1%	77%	10%
UK	637	37%	41%	11%	4%	1%	6%	78%	5%
CY	255	59%	33%	3%	2%	1%	2%	92%	3%
CZ	485	41%	40%	9%	5%	2%	2%	81%	7%
EE	515	48%	35%	7%	3%	2%	5%	83%	5%
HU	497	47%	34%	11%	2%	2%	5%	81%	4%
LV	529	41%	34%	11%	4%	2%	9%	75%	5%
LT	476	42%	34%	10%	5%	1%	9%	75%	6%
MT	251	45%	47%	1%	0%	1%	6%	91%	1%
PL	496	50%	35%	6%	4%	2%	3%	85%	6%
SK	610	37%	39%	16%	4%	1%	3%	77%	5%
SI	514	46%	36%	11%	3%	2%	2%	82%	5%
BG	512	47%	24%	7%	2%	1%	18%	72%	3%
RO	513	51%	26%	9%	3%	1%	10%	77%	4%
HR	505	46%	34%	10%	2%	1%	6%	81%	3%
TR	504	33%	18%	18%	5%	13%	13%	51%	18%
IS	250	47%	35%	11%	2%	2%	4%	82%	4%
CH	493	53%	34%	6%	4%	1%	1%	87%	5%
NW	475	54%	24%	7%	9%	4%	3%	78%	12%

QA15a.4 And could you please tell me to what extent do you agree or disagree with each of the following statements.

Scientists should be free to carry out the research they wish, provided they respect ethical standards

(SPLIT BALLOT A)

	TOTAL	Strongly agree	Tend to agree	Neither agree nor disagree	Tend to disagree	Strongly disagree	DK	Agree	Disagree
EU25	12369	34%	38%	14%	7%	3%	4%	73%	10%
BE	508	48%	35%	9%	5%	3%	0%	83%	8%
DK	517	44%	30%	13%	9%	2%	2%	74%	12%
D-W	493	35%	41%	14%	5%	2%	2%	76%	8%
DE	747	36%	39%	14%	6%	3%	2%	75%	9%
D-E	258	40%	32%	14%	7%	7%	1%	72%	13%
EL	495	49%	31%	9%	7%	2%	2%	80%	9%
ES	523	25%	30%	25%	11%	4%	5%	55%	15%
FR	492	39%	45%	8%	4%	2%	1%	85%	6%
IE	511	22%	43%	16%	9%	4%	6%	65%	13%
IT	528	32%	38%	16%	5%	3%	5%	70%	9%
LU	253	40%	29%	8%	12%	5%	5%	70%	17%
NL	486	40%	31%	10%	11%	6%	2%	71%	18%
AT	516	25%	38%	19%	9%	3%	6%	63%	12%
PT	489	32%	39%	13%	3%	2%	11%	71%	5%
FI	510	32%	46%	14%	7%	1%	1%	77%	8%
SE	502	34%	39%	9%	12%	4%	1%	74%	16%
UK	637	27%	45%	11%	9%	3%	5%	72%	11%
CY	255	57%	31%	6%	1%	2%	2%	89%	3%
CZ	485	35%	36%	15%	9%	3%	2%	71%	12%
EE	515	44%	34%	9%	6%	2%	5%	78%	8%
HU	497	36%	32%	17%	6%	4%	4%	68%	10%
LV	529	39%	32%	12%	5%	3%	9%	71%	8%
LT	476	30%	32%	13%	11%	4%	9%	63%	15%
MT	251	41%	43%	1%	5%	3%	7%	84%	8%
PL	496	39%	35%	9%	9%	3%	5%	74%	12%
SK	610	24%	44%	18%	8%	2%	4%	68%	10%
SI	514	32%	46%	14%	4%	2%	3%	77%	6%
BG	512	46%	28%	8%	1%	1%	16%	74%	2%
RO	513	46%	25%	11%	5%	2%	10%	72%	7%
HR	505	43%	35%	12%	4%	1%	6%	78%	5%
TR	504	43%	20%	17%	4%	5%	11%	63%	9%
IS	250	35%	45%	9%	7%	1%	3%	80%	8%
CH	493	36%	39%	8%	12%	2%	2%	76%	14%
NW	475	37%	38%	6%	12%	4%	2%	76%	16%

QA15a.5 And could you please tell me to what extent do you agree or disagree with each of the following statements.

One day science will be able to give a complete picture of how nature and the universe work

(SPLIT BALLOT A)

	TOTAL	Strongly agree	Tend to agree	Neither agree nor disagree	Tend to disagree	Strongly disagree	DK	Agree	Disagree
EU25	12369	16%	34%	18%	16%	10%	6%	50%	26%
BE	508	13%	28%	17%	23%	18%	1%	40%	41%
DK	517	16%	25%	15%	22%	18%	2%	42%	41%
D-W	493	17%	31%	17%	22%	11%	2%	48%	33%
DE	747	19%	31%	16%	20%	13%	2%	50%	32%
D-E	258	26%	31%	13%	11%	18%	2%	56%	29%
EL	495	31%	40%	13%	7%	5%	6%	70%	11%
ES	523	16%	37%	23%	11%	4%	8%	54%	15%
FR	492	14%	37%	17%	17%	9%	6%	51%	26%
IE	511	15%	35%	21%	11%	6%	12%	50%	18%
IT	528	16%	43%	23%	7%	5%	6%	59%	12%
LU	253	18%	22%	13%	22%	15%	10%	41%	37%
NL	486	12%	20%	12%	23%	31%	2%	31%	54%
AT	516	14%	28%	20%	19%	10%	8%	42%	29%
PT	489	16%	36%	19%	6%	4%	19%	52%	10%
FI	510	9%	20%	12%	31%	27%	1%	29%	58%
SE	502	7%	20%	17%	22%	31%	2%	27%	54%
UK	637	15%	34%	17%	19%	8%	7%	49%	27%
CY	255	30%	28%	13%	13%	8%	8%	58%	21%
CZ	485	22%	36%	12%	19%	8%	3%	58%	27%
EE	515	15%	30%	14%	23%	12%	6%	45%	35%
HU	497	21%	28%	18%	11%	11%	11%	50%	22%
LV	529	15%	28%	14%	20%	12%	10%	44%	33%
LT	476	14%	37%	13%	17%	7%	12%	51%	24%
MT	251	30%	44%	7%	6%	3%	11%	73%	9%
PL	496	13%	34%	15%	20%	9%	8%	48%	29%
SK	610	9%	28%	24%	18%	14%	7%	37%	32%
SI	514	10%	30%	24%	20%	13%	3%	40%	33%
BG	512	23%	27%	12%	6%	6%	27%	50%	11%
RO	513	29%	26%	17%	5%	7%	16%	55%	12%
HR	505	23%	29%	17%	11%	11%	9%	52%	22%
TR	504	27%	19%	19%	6%	12%	18%	45%	18%
IS	250	4%	19%	26%	29%	17%	5%	24%	46%
CH	493	9%	27%	13%	23%	21%	6%	37%	44%
NW	475	6%	21%	19%	20%	25%	9%	27%	45%

QA15a.6 And could you please tell me to what extent do you agree or disagree with each of the following statements.

There should be no limit to what science is allowed to investigate on

(SPLIT BALLOT A)

	TOTAL	Strongly agree	Tend to agree	Neither agree nor disagree	Tend to disagree	Strongly disagree	DK	Agree	Disagree
EU25	12369	13%	23%	17%	26%	17%	4%	36%	43%
BE	508	16%	29%	15%	22%	18%	0%	45%	40%
DK	517	11%	11%	12%	29%	36%	1%	22%	65%
D-W	493	10%	15%	17%	35%	21%	1%	25%	57%
DE	747	11%	16%	16%	33%	22%	1%	28%	55%
D-E	258	16%	21%	13%	25%	23%	2%	37%	49%
EL	495	14%	23%	17%	24%	16%	6%	37%	40%
ES	523	13%	20%	28%	24%	8%	7%	33%	33%
FR	492	12%	21%	12%	31%	22%	2%	34%	52%
IE	511	6%	20%	16%	30%	22%	7%	26%	51%
IT	528	15%	35%	24%	10%	11%	5%	50%	21%
LU	253	15%	14%	8%	32%	28%	4%	29%	59%
NL	486	12%	13%	10%	34%	30%	1%	25%	64%
AT	516	8%	19%	19%	29%	22%	4%	27%	51%
PT	489	13%	23%	17%	20%	15%	13%	35%	34%
FI	510	8%	20%	11%	40%	19%	0%	29%	60%
SE	502	13%	19%	10%	35%	22%	2%	32%	57%
UK	637	10%	21%	12%	32%	21%	5%	31%	52%
CY	255	20%	18%	13%	30%	14%	5%	38%	44%
CZ	485	15%	21%	17%	29%	16%	2%	36%	45%
EE	515	22%	24%	15%	26%	7%	6%	46%	33%
HU	497	16%	27%	25%	17%	8%	6%	44%	26%
LV	529	19%	23%	15%	24%	10%	9%	42%	34%
LT	476	23%	35%	12%	19%	3%	8%	58%	22%
MT	251	16%	23%	14%	17%	19%	11%	39%	36%
PL	496	15%	31%	13%	25%	9%	6%	46%	35%
SK	610	9%	23%	28%	26%	10%	4%	33%	36%
SI	514	18%	35%	24%	14%	6%	3%	53%	20%
BG	512	21%	23%	15%	13%	6%	22%	45%	19%
RO	513	22%	20%	17%	16%	11%	15%	42%	26%
HR	505	19%	28%	24%	15%	8%	6%	47%	23%
TR	504	43%	19%	15%	5%	5%	13%	62%	10%
IS	250	8%	19%	12%	36%	24%	3%	26%	60%
CH	493	10%	12%	11%	33%	31%	3%	22%	64%
NW	475	4%	16%	11%	37%	27%	5%	19%	64%

QA15a.7 And could you please tell me to what extent do you agree or disagree with each of the following statements.

Nowadays young people are less interested in science than 20 years ago

(SPLIT BALLOT A)

	TOTAL	Strongly agree	Tend to agree	Neither agree nor disagree	Tend to disagree	Strongly disagree	DK	Agree	Disagree
EU25	12369	12%	21%	18%	25%	15%	8%	33%	40%
BE	508	12%	18%	20%	30%	18%	1%	31%	48%
DK	517	9%	14%	20%	26%	26%	5%	23%	52%
D-W	493	8%	18%	22%	28%	16%	7%	26%	45%
DE	747	9%	18%	21%	28%	18%	7%	27%	45%
D-E	258	14%	17%	16%	25%	23%	6%	30%	48%
EL	495	13%	17%	16%	25%	26%	3%	29%	51%
ES	523	11%	18%	25%	26%	12%	8%	29%	38%
FR	492	11%	23%	16%	25%	15%	10%	34%	39%
IE	511	7%	16%	15%	30%	18%	14%	24%	47%
IT	528	10%	27%	20%	22%	13%	8%	37%	35%
LU	253	12%	13%	14%	27%	19%	15%	25%	46%
NL	486	11%	14%	16%	24%	20%	15%	25%	44%
AT	516	9%	18%	16%	28%	15%	15%	26%	43%
PT	489	9%	17%	13%	21%	26%	13%	26%	47%
FI	510	5%	16%	19%	32%	24%	4%	21%	56%
SE	502	10%	20%	22%	25%	15%	9%	30%	40%
UK	637	17%	27%	15%	21%	10%	11%	43%	31%
CY	255	5%	15%	9%	30%	37%	4%	20%	67%
CZ	485	12%	16%	21%	30%	16%	6%	28%	46%
EE	515	16%	25%	12%	27%	11%	9%	41%	38%
HU	497	15%	19%	20%	19%	16%	10%	34%	36%
LV	529	25%	23%	14%	14%	9%	15%	48%	23%
LT	476	15%	21%	12%	27%	17%	9%	36%	44%
MT	251	9%	13%	7%	30%	32%	9%	22%	62%
PL	496	17%	24%	14%	26%	12%	7%	41%	38%
SK	610	7%	21%	25%	27%	15%	5%	28%	42%
SI	514	9%	20%	15%	31%	20%	6%	28%	52%
BG	512	20%	23%	11%	16%	11%	18%	43%	28%
RO	513	25%	22%	15%	13%	15%	11%	47%	28%
HR	505	10%	19%	15%	27%	22%	8%	29%	48%
TR	504	28%	14%	15%	8%	21%	15%	42%	29%
IS	250	5%	11%	23%	31%	22%	8%	16%	54%
CH	493	8%	19%	19%	22%	18%	14%	27%	40%
NW	475	9%	13%	29%	22%	15%	13%	21%	37%

QA15b.1 And could you please tell me to what extent do you agree or disagree with each of the following statements.

Young people's interest in science is essential for our future prosperity
(SPLIT BALLOT B)

	TOTAL	Strongly agree	Tend to agree	Neither agree nor disagree	Tend to disagree	Strongly disagree	DK	Agree	Disagree
EU25	12526	36%	46%	10%	4%	1%	2%	82%	5%
BE	516	44%	40%	9%	4%	3%	0%	83%	7%
DK	496	37%	40%	15%	4%	2%	2%	78%	6%
D-W	510	36%	46%	11%	5%	1%	1%	82%	6%
DE	760	40%	44%	10%	5%	1%	1%	84%	6%
D-E	246	53%	36%	5%	6%	0%	-	89%	6%
EL	505	45%	40%	9%	3%	2%	2%	85%	4%
ES	513	35%	44%	13%	2%	1%	5%	78%	3%
FR	529	23%	55%	10%	6%	3%	3%	78%	8%
IE	497	42%	43%	8%	2%	1%	3%	86%	3%
IT	478	25%	53%	14%	3%	1%	3%	78%	4%
LU	265	41%	40%	8%	6%	3%	2%	81%	9%
NL	519	45%	38%	9%	4%	3%	1%	83%	7%
AT	518	33%	46%	10%	4%	2%	4%	79%	7%
PT	520	47%	42%	5%	2%	0%	3%	89%	2%
FI	496	28%	55%	9%	6%	2%	1%	82%	8%
SE	521	35%	46%	13%	4%	1%	1%	81%	6%
UK	670	45%	42%	7%	3%	1%	2%	87%	4%
CY	249	56%	35%	7%	2%	1%	-	91%	2%
CZ	552	40%	40%	13%	5%	1%	1%	80%	6%
EE	485	60%	32%	5%	0%	0%	2%	92%	1%
HU	503	39%	34%	15%	5%	3%	2%	74%	9%
LV	505	48%	38%	8%	3%	0%	4%	85%	3%
LT	527	55%	39%	4%	1%	0%	1%	93%	1%
MT	249	48%	41%	4%	1%	2%	4%	89%	3%
PL	502	40%	45%	7%	5%	0%	3%	85%	5%
SK	631	36%	49%	11%	2%	0%	1%	86%	2%
SI	546	48%	41%	8%	2%	1%	1%	89%	2%
BG	496	39%	31%	10%	5%	3%	13%	70%	7%
RO	492	54%	29%	11%	3%	0%	4%	83%	3%
HR	495	43%	43%	9%	2%	1%	2%	86%	2%
TR	501	63%	17%	9%	4%	1%	6%	80%	5%
IS	250	39%	48%	7%	2%	1%	2%	88%	3%
CH	507	32%	47%	12%	7%	1%	2%	78%	8%
NW	501	38%	46%	8%	6%	1%	1%	84%	7%

QA15b.2 And could you please tell me to what extent do you agree or disagree with each of the following statements.

Girls and young women should be further encouraged to take up studies and careers in science

(SPLIT BALLOT B)

	TOTAL	Strongly agree	Tend to agree	Neither agree nor disagree	Tend to disagree	Strongly disagree	DK	Agree	Disagree
EU25	12526	37%	37%	17%	5%	2%	2%	74%	7%
BE	516	32%	30%	26%	8%	3%	1%	62%	11%
DK	496	37%	31%	22%	5%	2%	2%	68%	7%
D-W	510	38%	38%	16%	4%	2%	1%	77%	6%
DE	760	41%	39%	14%	4%	2%	1%	79%	6%
D-E	246	50%	39%	7%	4%	-	0%	88%	4%
EL	505	45%	32%	14%	6%	2%	1%	77%	8%
ES	513	42%	30%	19%	3%	2%	4%	73%	5%
FR	529	31%	37%	19%	8%	2%	2%	68%	11%
IE	497	40%	47%	8%	2%	0%	2%	87%	3%
IT	478	29%	47%	16%	5%	1%	3%	75%	6%
LU	265	47%	31%	13%	5%	3%	1%	78%	8%
NL	519	35%	33%	15%	10%	6%	1%	68%	16%
AT	518	36%	40%	13%	4%	2%	5%	76%	6%
PT	520	46%	38%	10%	3%	1%	3%	85%	3%
FI	496	29%	46%	17%	7%	1%	0%	75%	8%
SE	521	52%	33%	12%	2%	0%	1%	85%	2%
UK	670	40%	35%	17%	4%	2%	2%	75%	6%
CY	249	55%	30%	11%	2%	2%	-	85%	4%
CZ	552	18%	34%	29%	14%	3%	2%	52%	17%
EE	485	40%	30%	17%	7%	1%	5%	70%	8%
HU	503	29%	35%	25%	7%	3%	2%	64%	9%
LV	505	20%	29%	27%	13%	4%	7%	48%	17%
LT	527	40%	37%	15%	4%	1%	3%	77%	6%
MT	249	52%	37%	6%	1%	1%	3%	89%	2%
PL	502	44%	38%	11%	4%	1%	2%	81%	5%
SK	631	24%	47%	23%	4%	0%	1%	71%	4%
SI	546	27%	39%	22%	8%	2%	1%	66%	10%
BG	496	30%	30%	16%	5%	6%	12%	61%	11%
RO	492	46%	34%	15%	2%	1%	3%	79%	3%
HR	495	40%	36%	16%	3%	2%	3%	76%	5%
TR	501	59%	17%	11%	3%	4%	6%	75%	8%
IS	250	49%	32%	12%	2%	3%	2%	81%	5%
CH	507	33%	36%	20%	6%	2%	2%	69%	8%
NW	501	43%	37%	12%	6%	1%	1%	80%	8%

QA15b.3 And could you please tell me to what extent do you agree or disagree with each of the following statements.

Science classes at school are not sufficiently appealing

(SPLIT BALLOT B)

	TOTAL	Strongly agree	Tend to agree	Neither agree nor disagree	Tend to disagree	Strongly disagree	DK	Agree	Disagree
EU25	12526	20%	31%	19%	11%	4%	15%	50%	15%
BE	516	27%	26%	23%	15%	2%	7%	53%	17%
DK	496	20%	29%	24%	10%	5%	12%	49%	15%
D-W	510	12%	25%	20%	23%	12%	8%	37%	35%
DE	760	12%	24%	20%	23%	13%	8%	36%	36%
D-E	246	13%	18%	19%	22%	18%	10%	31%	40%
EL	505	20%	23%	19%	15%	5%	18%	44%	19%
ES	513	19%	30%	21%	8%	3%	20%	49%	11%
FR	529	23%	37%	15%	9%	1%	15%	60%	10%
IE	497	22%	30%	12%	10%	2%	24%	52%	12%
IT	478	17%	36%	22%	9%	2%	14%	53%	11%
LU	265	32%	22%	13%	7%	2%	23%	55%	9%
NL	519	25%	29%	15%	10%	1%	19%	54%	11%
AT	518	23%	38%	15%	7%	2%	16%	61%	8%
PT	520	24%	36%	16%	4%	1%	19%	60%	6%
FI	496	17%	34%	29%	10%	2%	8%	52%	11%
SE	521	24%	40%	20%	5%	2%	10%	64%	6%
UK	670	22%	29%	20%	10%	3%	16%	51%	13%
CY	249	10%	19%	20%	15%	15%	21%	29%	30%
CZ	552	13%	23%	28%	8%	3%	25%	36%	11%
EE	485	22%	26%	20%	7%	5%	21%	48%	12%
HU	503	21%	30%	21%	8%	3%	17%	51%	11%
LV	505	16%	27%	15%	9%	3%	30%	43%	12%
LT	527	19%	33%	15%	11%	2%	20%	52%	13%
MT	249	18%	20%	19%	12%	9%	21%	39%	21%
PL	502	23%	31%	16%	8%	1%	20%	55%	10%
SK	631	13%	32%	29%	5%	2%	20%	45%	6%
SI	546	26%	37%	17%	8%	2%	10%	63%	10%
BG	496	29%	24%	15%	3%	3%	26%	52%	6%
RO	492	19%	25%	16%	10%	12%	18%	44%	22%
HR	495	24%	35%	22%	7%	1%	11%	59%	8%
TR	501	49%	17%	13%	4%	5%	12%	66%	9%
IS	250	22%	32%	25%	10%	2%	10%	54%	12%
CH	507	14%	30%	17%	11%	3%	25%	44%	13%
NW	501	19%	38%	13%	15%	7%	8%	57%	23%

QA15b.4 And could you please tell me to what extent do you agree or disagree with each of the following statements.

Universities across Europe should become more open to foreign students

(SPLIT BALLOT B)

	TOTAL	Strongly agree	Tend to agree	Neither agree nor disagree	Tend to disagree	Strongly disagree	DK	Agree	Disagree
EU25	12526	30%	37%	18%	6%	3%	6%	68%	9%
BE	516	23%	35%	19%	14%	7%	2%	58%	21%
DK	496	37%	30%	19%	6%	3%	4%	67%	10%
D-W	510	33%	37%	20%	5%	1%	3%	70%	6%
DE	760	32%	37%	21%	5%	1%	4%	69%	7%
D-E	246	27%	39%	21%	4%	4%	6%	66%	8%
EL	505	43%	31%	13%	5%	2%	6%	74%	7%
ES	513	31%	37%	18%	2%	2%	10%	67%	4%
FR	529	23%	46%	14%	8%	5%	4%	69%	13%
IE	497	28%	41%	17%	4%	2%	8%	69%	6%
IT	478	24%	43%	19%	6%	2%	7%	67%	7%
LU	265	30%	30%	13%	10%	6%	11%	60%	16%
NL	519	30%	26%	17%	12%	7%	8%	56%	19%
AT	518	28%	29%	23%	11%	3%	7%	57%	13%
PT	520	36%	36%	13%	1%	1%	13%	72%	2%
FI	496	23%	40%	22%	11%	2%	1%	63%	13%
SE	521	38%	33%	21%	3%	1%	4%	72%	3%
UK	670	20%	32%	28%	9%	6%	5%	52%	15%
CY	249	52%	30%	11%	2%	2%	3%	82%	4%
CZ	552	36%	37%	15%	5%	1%	6%	73%	6%
EE	485	48%	34%	8%	2%	0%	8%	82%	2%
HU	503	32%	29%	19%	5%	2%	13%	61%	7%
LV	505	40%	29%	12%	5%	0%	13%	70%	5%
LT	527	52%	33%	6%	1%	-	7%	85%	1%
MT	249	39%	42%	6%	2%	5%	7%	80%	6%
PL	502	50%	40%	4%	2%	1%	3%	90%	3%
SK	631	32%	43%	16%	2%	0%	6%	75%	2%
SI	546	39%	37%	13%	7%	1%	4%	75%	8%
BG	496	42%	25%	7%	1%	2%	22%	68%	3%
RO	492	45%	25%	15%	1%	0%	14%	69%	1%
HR	495	40%	40%	10%	2%	1%	8%	79%	2%
TR	501	55%	15%	12%	3%	2%	12%	70%	6%
IS	250	30%	36%	21%	2%	2%	9%	67%	4%
CH	507	27%	35%	17%	9%	2%	11%	61%	11%
NW	501	39%	23%	22%	5%	3%	7%	62%	8%

QA15b.5 And could you please tell me to what extent do you agree or disagree with each of the following statements.

Science has too negative an image in society

(SPLIT BALLOT B)

	TOTAL	Strongly agree	Tend to agree	Neither agree nor disagree	Tend to disagree	Strongly disagree	DK	Agree	Disagree
EU25	12526	9%	25%	24%	27%	9%	6%	34%	37%
BE	516	11%	25%	22%	31%	9%	1%	36%	40%
DK	496	10%	24%	30%	24%	8%	4%	34%	32%
D-W	510	7%	20%	23%	35%	12%	3%	27%	47%
DE	760	7%	19%	21%	37%	13%	3%	26%	50%
D-E	246	7%	14%	14%	44%	17%	5%	20%	61%
EL	505	10%	12%	21%	34%	18%	5%	22%	52%
ES	513	9%	23%	25%	26%	9%	8%	32%	35%
FR	529	10%	35%	20%	25%	6%	4%	45%	31%
IE	497	13%	27%	22%	23%	4%	11%	40%	27%
IT	478	7%	25%	32%	22%	9%	6%	31%	31%
LU	265	13%	19%	20%	31%	12%	5%	32%	43%
NL	519	11%	23%	17%	30%	15%	3%	34%	45%
AT	518	9%	25%	22%	27%	9%	9%	34%	36%
PT	520	11%	19%	18%	24%	12%	16%	29%	36%
FI	496	5%	25%	26%	33%	9%	3%	29%	41%
SE	521	6%	29%	26%	25%	9%	5%	35%	34%
UK	670	13%	36%	23%	17%	5%	6%	49%	22%
CY	249	4%	8%	16%	29%	36%	7%	12%	65%
CZ	552	2%	13%	27%	36%	14%	7%	16%	50%
EE	485	9%	27%	21%	22%	6%	14%	37%	28%
HU	503	10%	16%	24%	28%	14%	8%	26%	42%
LV	505	7%	18%	18%	29%	13%	15%	25%	42%
LT	527	6%	18%	18%	37%	10%	12%	24%	46%
MT	249	12%	22%	25%	15%	14%	12%	34%	29%
PL	502	8%	23%	23%	32%	6%	10%	30%	38%
SK	631	4%	11%	42%	29%	5%	8%	15%	34%
SI	546	9%	19%	28%	31%	11%	3%	28%	42%
BG	496	7%	14%	16%	20%	20%	24%	20%	40%
RO	492	5%	17%	27%	18%	18%	15%	22%	35%
HR	495	6%	19%	24%	29%	12%	11%	24%	41%
TR	501	22%	14%	16%	9%	21%	18%	36%	30%
IS	250	4%	14%	29%	38%	11%	3%	19%	49%
CH	507	7%	22%	23%	34%	7%	7%	29%	41%
NW	501	9%	29%	20%	32%	7%	3%	38%	39%

QA15b.6 And could you please tell me to what extent do you agree or disagree with each of the following statements.

If a new technology poses a risk that is not fully understood, the development of this technology should be stopped even if it offers clear benefits

(SPLIT BALLOT B)

	TOTAL	Strongly agree	Tend to agree	Neither agree nor disagree	Tend to disagree	Strongly disagree	DK	Agree	Disagree
EU25	12526	19%	32%	22%	16%	5%	6%	51%	21%
BE	516	23%	31%	21%	20%	5%	1%	54%	24%
DK	496	14%	27%	22%	25%	8%	3%	42%	33%
D-W	510	19%	28%	27%	18%	5%	4%	46%	24%
DE	760	19%	29%	26%	18%	5%	4%	48%	23%
D-E	246	20%	33%	23%	16%	4%	4%	53%	20%
EL	505	34%	31%	19%	8%	2%	6%	65%	10%
ES	513	22%	32%	27%	7%	4%	8%	54%	12%
FR	529	23%	42%	13%	13%	4%	5%	65%	17%
IE	497	19%	32%	21%	13%	4%	12%	50%	17%
IT	478	17%	37%	26%	10%	3%	8%	54%	13%
LU	265	23%	27%	12%	20%	14%	4%	50%	34%
NL	519	18%	23%	14%	31%	10%	3%	42%	41%
AT	518	18%	32%	26%	14%	4%	5%	50%	18%
PT	520	15%	33%	20%	10%	3%	19%	48%	13%
FI	496	14%	38%	20%	19%	6%	2%	53%	25%
SE	521	12%	31%	22%	23%	6%	5%	44%	29%
UK	670	16%	33%	18%	23%	6%	4%	48%	29%
CY	249	30%	27%	18%	8%	9%	7%	57%	17%
CZ	552	10%	17%	30%	28%	9%	6%	27%	37%
EE	485	21%	27%	17%	19%	5%	12%	48%	24%
HU	503	12%	22%	30%	17%	8%	10%	34%	26%
LV	505	22%	35%	16%	12%	2%	12%	57%	14%
LT	527	19%	30%	16%	15%	3%	17%	49%	18%
MT	249	26%	23%	16%	9%	5%	21%	49%	14%
PL	502	20%	33%	17%	19%	3%	9%	53%	22%
SK	631	10%	28%	41%	11%	2%	8%	38%	14%
SI	546	41%	33%	17%	6%	2%	2%	74%	8%
BG	496	36%	23%	10%	5%	4%	22%	59%	10%
RO	492	16%	25%	27%	9%	6%	17%	41%	15%
HR	495	20%	33%	24%	9%	3%	11%	53%	13%
TR	501	32%	20%	19%	5%	7%	17%	52%	12%
IS	250	5%	22%	27%	28%	13%	6%	27%	40%
CH	507	22%	29%	15%	19%	5%	10%	51%	24%
NW	501	20%	33%	18%	18%	8%	3%	53%	25%

QA15b.7 And could you please tell me to what extent do you agree or disagree with each of the following statements.

If we attach too much importance to risks that are not yet fully understood, we will miss out on technological progress

(SPLIT BALLOT B)

	TOTAL	Strongly agree	Tend to agree	Neither agree nor disagree	Tend to disagree	Strongly disagree	DK	Agree	Disagree
EU25	12526	13%	38%	24%	14%	5%	7%	51%	18%
BE	516	14%	42%	23%	15%	6%	2%	55%	21%
DK	496	18%	38%	19%	17%	5%	3%	55%	22%
D-W	510	15%	41%	30%	8%	3%	3%	56%	11%
DE	760	16%	41%	29%	9%	3%	3%	56%	12%
D-E	246	18%	39%	24%	11%	4%	4%	56%	15%
EL	505	15%	31%	18%	22%	4%	9%	45%	27%
ES	513	12%	32%	26%	15%	6%	9%	44%	21%
FR	529	13%	40%	19%	16%	7%	5%	53%	23%
IE	497	11%	35%	22%	17%	5%	10%	46%	22%
IT	478	9%	36%	31%	11%	5%	8%	45%	16%
LU	265	24%	33%	15%	16%	6%	5%	57%	23%
NL	519	17%	34%	15%	21%	9%	4%	51%	30%
AT	518	9%	33%	22%	17%	7%	12%	42%	24%
PT	520	16%	37%	19%	8%	3%	18%	53%	10%
FI	496	9%	44%	22%	19%	4%	2%	54%	22%
SE	521	14%	48%	19%	13%	3%	4%	61%	15%
UK	670	15%	44%	17%	14%	4%	6%	59%	18%
CY	249	11%	32%	28%	12%	6%	12%	43%	18%
CZ	552	11%	29%	29%	20%	4%	7%	40%	24%
EE	485	16%	37%	19%	11%	2%	15%	53%	13%
HU	503	15%	31%	29%	11%	5%	8%	46%	17%
LV	505	11%	31%	17%	16%	5%	19%	42%	21%
LT	527	9%	30%	21%	16%	4%	20%	39%	20%
MT	249	23%	26%	15%	9%	4%	23%	49%	13%
PL	502	11%	38%	21%	15%	3%	11%	49%	18%
SK	631	4%	32%	42%	12%	3%	7%	36%	15%
SI	546	14%	39%	22%	15%	5%	5%	54%	19%
BG	496	13%	21%	20%	13%	5%	28%	34%	18%
RO	492	16%	27%	25%	7%	4%	20%	43%	12%
HR	495	13%	23%	30%	17%	5%	13%	36%	22%
TR	501	33%	18%	18%	6%	6%	20%	51%	11%
IS	250	15%	38%	24%	17%	1%	5%	54%	18%
CH	507	11%	32%	14%	24%	8%	11%	43%	32%
NW	501	26%	45%	10%	8%	5%	6%	71%	13%

QA16.1 Compared with research carried out and funded by the Member States, to what extent do you think that internationally collaborative research funded by the European Union across Europe...?

saves money

	TOTAL	Strongly agree	Tend to agree	Neither agree nor disagree	Tend to disagree	Strongly disagree	DK	Agree	Disagree
EU25	24895	17%	33%	20%	11%	5%	14%	50%	16%
BE	1024	28%	34%	19%	10%	5%	3%	62%	16%
DK	1013	23%	34%	22%	11%	5%	6%	56%	16%
D-W	1003	24%	32%	21%	14%	3%	5%	56%	18%
DE	1507	25%	33%	19%	13%	4%	5%	59%	17%
D-E	504	32%	37%	12%	8%	7%	4%	69%	15%
EL	1000	16%	35%	17%	8%	4%	19%	51%	12%
ES	1036	14%	34%	24%	6%	2%	19%	48%	9%
FR	1021	12%	33%	16%	18%	6%	14%	45%	24%
IE	1008	18%	37%	18%	7%	1%	19%	55%	8%
IT	1006	14%	37%	21%	6%	5%	18%	51%	11%
LU	518	33%	28%	12%	11%	8%	8%	62%	18%
NL	1005	28%	36%	13%	9%	5%	9%	64%	14%
AT	1034	27%	35%	19%	7%	2%	10%	62%	9%
PT	1009	17%	32%	16%	4%	3%	27%	49%	8%
FI	1006	14%	39%	22%	15%	7%	3%	53%	22%
SE	1023	12%	33%	24%	11%	5%	14%	45%	17%
UK	1307	13%	25%	20%	13%	9%	21%	38%	21%
CY	504	45%	30%	9%	4%	2%	10%	75%	6%
CZ	1037	23%	32%	19%	14%	6%	7%	54%	20%
EE	1000	23%	34%	15%	9%	3%	16%	57%	12%
HU	1000	35%	30%	14%	7%	5%	10%	65%	11%
LV	1034	12%	23%	18%	16%	5%	25%	35%	22%
LT	1003	8%	28%	19%	14%	2%	29%	36%	16%
MT	500	20%	31%	10%	5%	4%	30%	51%	9%
PL	999	11%	35%	21%	12%	2%	18%	46%	15%
SK	1241	12%	32%	25%	15%	4%	11%	45%	20%
SI	1060	16%	32%	25%	13%	6%	9%	48%	19%
BG	1008	23%	26%	13%	5%	2%	32%	48%	7%
RO	1005	20%	25%	19%	6%	3%	26%	45%	10%
HR	1000	12%	27%	23%	12%	6%	19%	39%	19%
TR	1005	44%	18%	11%	4%	6%	17%	62%	11%
IS	500	15%	30%	27%	7%	4%	17%	45%	11%
CH	1000	24%	34%	12%	15%	5%	10%	58%	20%
NW	976	30%	30%	17%	8%	6%	10%	59%	14%

QA16.2 Compared with research carried out and funded by the Member States, to what extent do you think that internationally collaborative research funded by the European Union across Europe...?

is more creative and effective

	TOTAL	Strongly agree	Tend to agree	Neither agree nor disagree	Tend to disagree	Strongly disagree	DK	Agree	Disagree
EU25	24895	21%	39%	18%	7%	3%	12%	60%	10%
BE	1024	33%	40%	15%	7%	3%	2%	73%	10%
DK	1013	25%	38%	19%	10%	4%	4%	63%	14%
D-W	1003	26%	41%	19%	7%	2%	4%	68%	9%
DE	1507	29%	41%	18%	6%	2%	4%	70%	9%
D-E	504	43%	37%	12%	4%	2%	2%	80%	7%
EL	1000	30%	44%	10%	2%	2%	12%	74%	4%
ES	1036	21%	33%	25%	4%	2%	16%	54%	5%
FR	1021	19%	46%	12%	8%	4%	12%	65%	11%
IE	1008	20%	38%	18%	4%	1%	20%	58%	5%
IT	1006	15%	41%	20%	6%	3%	16%	56%	9%
LU	518	39%	39%	7%	5%	3%	6%	78%	9%
NL	1005	26%	39%	17%	9%	3%	6%	65%	12%
AT	1034	30%	38%	17%	6%	1%	7%	68%	7%
PT	1009	24%	32%	15%	2%	2%	25%	56%	4%
FI	1006	15%	45%	20%	15%	3%	2%	60%	18%
SE	1023	12%	35%	26%	12%	5%	11%	47%	17%
UK	1307	16%	31%	19%	8%	6%	21%	46%	14%
CY	504	54%	33%	6%	1%	0%	6%	87%	1%
CZ	1037	23%	40%	17%	8%	3%	9%	63%	11%
EE	1000	25%	37%	14%	6%	2%	16%	62%	8%
HU	1000	39%	32%	12%	4%	2%	11%	71%	7%
LV	1034	16%	36%	18%	7%	1%	23%	52%	8%
LT	1003	9%	40%	17%	6%	1%	28%	48%	7%
MT	500	26%	40%	6%	1%	2%	25%	66%	3%
PL	999	17%	44%	16%	7%	2%	14%	61%	9%
SK	1241	15%	43%	25%	6%	2%	10%	57%	7%
SI	1060	20%	43%	23%	6%	2%	6%	63%	8%
BG	1008	27%	31%	10%	2%	1%	28%	59%	4%
RO	1005	29%	29%	16%	3%	0%	23%	58%	4%
HR	1000	18%	35%	21%	5%	2%	20%	53%	7%
TR	1005	46%	19%	11%	4%	4%	16%	65%	8%
IS	500	17%	42%	22%	4%	1%	14%	59%	6%
CH	1000	28%	44%	12%	9%	2%	5%	71%	12%
NW	976	34%	36%	16%	6%	3%	5%	70%	9%

QA16.3 Compared with research carried out and funded by the Member States, to what extent do you think that internationally collaborative research funded by the European Union across Europe...?

will become more and more important

	TOTAL	Strongly agree	Tend to agree	Neither agree nor disagree	Tend to disagree	Strongly disagree	DK	Agree	Disagree
EU25	24895	28%	44%	13%	3%	2%	10%	71%	5%
BE	1024	40%	40%	11%	4%	2%	2%	80%	6%
DK	1013	35%	42%	12%	6%	2%	3%	77%	8%
D-W	1003	37%	44%	11%	3%	1%	4%	81%	4%
DE	1507	40%	43%	10%	3%	1%	4%	83%	3%
D-E	504	52%	39%	5%	1%	1%	2%	91%	2%
EL	1000	33%	41%	11%	2%	1%	12%	74%	3%
ES	1036	24%	37%	21%	2%	2%	14%	62%	4%
FR	1021	22%	52%	11%	2%	1%	11%	74%	4%
IE	1008	22%	47%	12%	2%	1%	16%	69%	3%
IT	1006	20%	46%	17%	3%	2%	12%	66%	5%
LU	518	38%	34%	12%	6%	3%	7%	72%	9%
NL	1005	38%	43%	9%	4%	1%	5%	81%	5%
AT	1034	34%	42%	13%	3%	0%	6%	76%	4%
PT	1009	30%	33%	12%	1%	1%	22%	63%	2%
FI	1006	23%	53%	16%	6%	1%	2%	75%	7%
SE	1023	31%	47%	12%	3%	2%	5%	79%	5%
UK	1307	19%	37%	16%	5%	5%	19%	56%	10%
CY	504	52%	32%	7%	1%	1%	7%	84%	2%
CZ	1037	31%	45%	13%	4%	2%	5%	76%	6%
EE	1000	35%	41%	9%	2%	1%	12%	76%	3%
HU	1000	42%	35%	10%	3%	2%	8%	77%	4%
LV	1034	20%	40%	15%	4%	1%	21%	60%	5%
LT	1003	15%	47%	13%	3%	0%	22%	62%	4%
MT	500	27%	41%	4%	1%	2%	25%	67%	3%
PL	999	24%	51%	12%	3%	1%	10%	74%	4%
SK	1241	20%	49%	19%	4%	1%	7%	68%	5%
SI	1060	28%	47%	15%	4%	2%	6%	74%	5%
BG	1008	30%	31%	9%	2%	1%	27%	61%	3%
RO	1005	36%	30%	13%	2%	0%	20%	65%	2%
HR	1000	25%	42%	12%	3%	1%	16%	67%	5%
TR	1005	48%	19%	9%	5%	4%	15%	67%	9%
IS	500	26%	40%	16%	3%	1%	13%	66%	5%
CH	1000	30%	49%	10%	4%	1%	6%	79%	5%
NW	976	48%	33%	9%	3%	1%	5%	81%	5%

QA16.4 Compared with research carried out and funded by the Member States, to what extent do you think that internationally collaborative research funded by the European Union across Europe...?

is in the national interest

	TOTAL	Strongly agree	Tend to agree	Neither agree nor disagree	Tend to disagree	Strongly disagree	DK	Agree	Disagree
EU25	24895	25%	40%	16%	6%	3%	10%	65%	9%
BE	1024	32%	39%	15%	7%	4%	2%	72%	11%
DK	1013	32%	38%	17%	8%	2%	3%	70%	10%
D-W	1003	28%	40%	18%	8%	2%	5%	68%	10%
DE	1507	31%	40%	17%	7%	2%	4%	71%	8%
D-E	504	42%	40%	12%	3%	1%	2%	82%	4%
EL	1000	27%	36%	16%	5%	3%	13%	63%	8%
ES	1036	19%	35%	24%	5%	2%	14%	55%	7%
FR	1021	20%	46%	13%	7%	3%	11%	66%	10%
IE	1008	22%	44%	14%	4%	1%	16%	66%	4%
IT	1006	22%	45%	16%	4%	2%	11%	67%	6%
LU	518	35%	36%	11%	7%	4%	7%	70%	11%
NL	1005	30%	40%	15%	8%	3%	5%	69%	11%
AT	1034	28%	39%	17%	6%	2%	8%	67%	8%
PT	1009	33%	33%	11%	1%	2%	20%	66%	3%
FI	1006	17%	44%	19%	14%	4%	3%	61%	18%
SE	1023	29%	44%	14%	4%	2%	7%	73%	7%
UK	1307	18%	34%	18%	8%	6%	17%	52%	14%
CY	504	45%	27%	11%	4%	1%	12%	72%	6%
CZ	1037	28%	39%	19%	7%	2%	5%	67%	9%
EE	1000	26%	33%	15%	9%	4%	12%	59%	13%
HU	1000	27%	30%	22%	7%	5%	9%	58%	12%
LV	1034	24%	36%	14%	4%	1%	20%	61%	6%
LT	1003	7%	32%	19%	11%	2%	29%	39%	13%
MT	500	27%	42%	5%	2%	3%	22%	69%	4%
PL	999	30%	47%	10%	3%	1%	8%	77%	4%
SK	1241	16%	40%	26%	7%	2%	9%	56%	9%
SI	1060	21%	43%	19%	8%	2%	7%	64%	10%
BG	1008	27%	31%	11%	2%	1%	28%	58%	4%
RO	1005	33%	28%	15%	4%	1%	19%	61%	5%
HR	1000	19%	34%	21%	7%	3%	17%	53%	9%
TR	1005	38%	18%	13%	5%	8%	18%	56%	13%
IS	500	22%	38%	21%	5%	2%	12%	60%	7%
CH	1000	27%	44%	11%	8%	2%	7%	71%	11%
NW	976	41%	36%	11%	6%	1%	4%	77%	7%

QA16.5 Compared with research carried out and funded by the Member States, to what extent do you think that internationally collaborative research funded by the European Union across Europe...?

is in industry's interest

	TOTAL	Strongly agree	Tend to agree	Neither agree nor disagree	Tend to disagree	Strongly disagree	DK	Agree	Disagree
EU25	24895	28%	41%	15%	4%	2%	10%	69%	6%
BE	1024	35%	43%	14%	4%	2%	2%	78%	6%
DK	1013	38%	41%	12%	5%	1%	3%	78%	6%
D-W	1003	33%	37%	21%	4%	1%	4%	70%	5%
DE	1507	34%	37%	20%	4%	1%	4%	71%	5%
D-E	504	39%	36%	15%	5%	3%	2%	75%	8%
EL	1000	35%	32%	14%	4%	1%	14%	67%	5%
ES	1036	27%	36%	20%	2%	1%	14%	63%	3%
FR	1021	20%	50%	11%	5%	3%	11%	70%	8%
IE	1008	22%	45%	13%	3%	1%	17%	67%	4%
IT	1006	22%	45%	17%	3%	2%	12%	67%	5%
LU	518	34%	37%	10%	8%	4%	7%	71%	12%
NL	1005	37%	41%	11%	4%	1%	5%	78%	5%
AT	1034	32%	39%	16%	3%	0%	9%	71%	4%
PT	1009	32%	36%	10%	1%	1%	20%	68%	2%
FI	1006	22%	51%	16%	8%	2%	2%	73%	9%
SE	1023	36%	41%	13%	2%	1%	7%	77%	3%
UK	1307	20%	38%	16%	6%	4%	16%	58%	10%
CY	504	50%	28%	10%	3%	0%	8%	78%	4%
CZ	1037	31%	44%	13%	5%	2%	5%	75%	7%
EE	1000	32%	43%	9%	2%	1%	12%	76%	3%
HU	1000	37%	35%	14%	3%	2%	9%	72%	4%
LV	1034	25%	37%	13%	4%	1%	20%	62%	5%
LT	1003	10%	38%	17%	6%	1%	27%	48%	7%
MT	500	27%	38%	9%	1%	2%	24%	65%	3%
PL	999	32%	48%	9%	3%	1%	8%	80%	3%
SK	1241	20%	46%	22%	4%	1%	8%	66%	5%
SI	1060	33%	43%	15%	3%	1%	6%	76%	4%
BG	1008	28%	29%	10%	2%	1%	29%	57%	3%
RO	1005	34%	30%	13%	3%	1%	19%	64%	4%
HR	1000	28%	39%	14%	3%	1%	16%	67%	4%
TR	1005	43%	18%	10%	6%	5%	19%	61%	11%
IS	500	23%	40%	21%	2%	1%	14%	63%	3%
CH	1000	33%	42%	10%	6%	1%	7%	75%	7%
NW	976	45%	36%	10%	2%	1%	6%	81%	3%

QA17.1 Could you please tell me if you tend to agree or disagree with each of the following statements.

My Government should spend more money on scientific research and less on other things

	TOTAL	Strongly agree	Tend to agree	Neither agree nor disagree	Tend to disagree	Strongly disagree	DK	Agree	Disagree
EU25	24895	24%	32%	20%	14%	6%	3%	57%	20%
BE	1024	25%	28%	27%	13%	5%	2%	52%	19%
DK	1013	20%	29%	25%	16%	8%	2%	49%	24%
D-W	1003	27%	29%	22%	15%	5%	1%	56%	20%
DE	1507	30%	29%	21%	14%	5%	1%	59%	19%
D-E	504	40%	31%	15%	8%	3%	2%	71%	11%
EL	1000	26%	28%	21%	14%	8%	3%	54%	22%
ES	1036	35%	33%	17%	8%	3%	5%	68%	10%
FR	1021	31%	37%	15%	10%	5%	2%	68%	15%
IE	1008	10%	25%	24%	23%	11%	7%	35%	34%
IT	1006	28%	40%	16%	7%	4%	5%	69%	10%
LU	518	21%	25%	23%	14%	11%	6%	46%	25%
NL	1005	10%	15%	24%	28%	19%	4%	25%	47%
AT	1034	20%	33%	21%	15%	6%	5%	52%	21%
PT	1009	25%	36%	15%	12%	6%	6%	60%	18%
FI	1006	7%	24%	23%	34%	10%	2%	30%	44%
SE	1023	15%	31%	30%	15%	4%	6%	46%	18%
UK	1307	12%	29%	25%	21%	9%	4%	41%	30%
CY	504	18%	27%	22%	19%	11%	3%	45%	29%
CZ	1037	20%	27%	26%	15%	7%	3%	48%	23%
EE	1000	15%	25%	24%	21%	10%	6%	40%	31%
HU	1000	27%	31%	21%	11%	6%	5%	58%	16%
LV	1034	18%	27%	20%	19%	9%	8%	44%	28%
LT	1003	15%	31%	21%	18%	7%	7%	46%	25%
MT	500	12%	18%	22%	22%	17%	9%	30%	39%
PL	999	22%	34%	16%	18%	7%	3%	56%	24%
SK	1241	18%	33%	28%	13%	6%	3%	50%	19%
SI	1060	23%	34%	22%	13%	7%	1%	57%	20%
BG	1008	22%	28%	18%	15%	7%	10%	50%	22%
RO	1005	31%	27%	21%	9%	5%	7%	58%	15%
HR	1000	30%	30%	21%	11%	5%	4%	60%	15%
TR	1005	49%	17%	11%	5%	8%	10%	66%	13%
IS	500	16%	29%	32%	16%	4%	3%	45%	20%
CH	1000	11%	28%	26%	22%	8%	5%	39%	30%
NW	976	20%	31%	19%	19%	9%	2%	51%	28%

QA17.2 Could you please tell me if you tend to agree or disagree with each of the following statements.

The European Union should spend more money on research and less on other things

	TOTAL	Strongly agree	Tend to agree	Neither agree nor disagree	Tend to disagree	Strongly disagree	DK	Agree	Disagree
EU25	24895	25%	34%	20%	11%	5%	5%	59%	16%
BE	1024	26%	32%	26%	11%	4%	2%	58%	15%
DK	1013	22%	32%	27%	10%	6%	3%	54%	16%
D-W	1003	25%	35%	22%	13%	3%	2%	60%	16%
DE	1507	28%	36%	20%	11%	3%	2%	63%	15%
D-E	504	40%	37%	12%	6%	3%	2%	77%	9%
EL	1000	32%	31%	17%	11%	5%	4%	63%	16%
ES	1036	34%	34%	18%	7%	2%	5%	68%	9%
FR	1021	27%	39%	16%	9%	4%	4%	66%	14%
IE	1008	12%	27%	24%	21%	8%	8%	39%	28%
IT	1006	29%	39%	19%	6%	2%	5%	68%	8%
LU	518	23%	29%	22%	12%	9%	5%	51%	22%
NL	1005	11%	23%	22%	23%	16%	4%	34%	39%
AT	1034	26%	31%	21%	13%	5%	5%	56%	18%
PT	1009	30%	34%	15%	9%	5%	8%	64%	13%
FI	1006	8%	28%	23%	31%	8%	1%	37%	39%
SE	1023	19%	34%	26%	11%	3%	7%	52%	14%
UK	1307	13%	31%	25%	16%	8%	7%	44%	24%
CY	504	27%	34%	17%	14%	5%	4%	60%	19%
CZ	1037	28%	38%	21%	6%	2%	5%	66%	8%
EE	1000	18%	29%	22%	15%	7%	9%	47%	22%
HU	1000	31%	30%	21%	7%	5%	6%	62%	11%
LV	1034	17%	30%	20%	15%	6%	12%	47%	21%
LT	1003	17%	31%	21%	15%	6%	10%	48%	21%
MT	500	15%	27%	20%	15%	12%	11%	42%	27%
PL	999	22%	36%	19%	15%	5%	4%	58%	19%
SK	1241	18%	38%	27%	9%	3%	4%	57%	13%
SI	1060	24%	38%	21%	10%	5%	2%	62%	15%
BG	1008	27%	30%	14%	12%	6%	12%	57%	18%
RO	1005	31%	26%	19%	9%	4%	11%	57%	13%
HR	1000	26%	34%	21%	8%	4%	7%	60%	12%
TR	1005	45%	17%	12%	4%	9%	13%	62%	13%
IS	500	16%	28%	33%	10%	2%	10%	44%	13%
CH	1000	13%	28%	22%	20%	6%	11%	41%	26%
NW	976	18%	30%	23%	16%	7%	5%	48%	24%

QA17.3 Could you please tell me if you tend to agree or disagree with each of the following statements.

Researchers in different European countries should co-operate more with each other

	TOTAL	Strongly agree	Tend to agree	Neither agree nor disagree	Tend to disagree	Strongly disagree	DK	Agree	Disagree
EU25	24895	50%	38%	7%	1%	0%	3%	88%	2%
BE	1024	59%	33%	5%	1%	1%	0%	92%	2%
DK	1013	50%	39%	8%	1%	0%	2%	89%	1%
D-W	1003	57%	35%	6%	1%	0%	1%	92%	2%
DE	1507	60%	33%	5%	1%	0%	1%	93%	1%
D-E	504	70%	27%	3%	-	-	-	97%	-
EL	1000	61%	32%	5%	0%	0%	2%	93%	1%
ES	1036	41%	36%	14%	2%	1%	6%	77%	3%
FR	1021	47%	45%	5%	1%	0%	3%	92%	1%
IE	1008	35%	47%	10%	1%	1%	6%	82%	2%
IT	1006	47%	36%	10%	2%	0%	4%	83%	2%
LU	518	61%	35%	2%	0%	-	2%	96%	0%
NL	1005	61%	33%	3%	1%	0%	2%	94%	2%
AT	1034	45%	40%	9%	1%	0%	5%	85%	1%
PT	1009	47%	37%	8%	0%	0%	7%	84%	1%
FI	1006	36%	50%	10%	2%	0%	1%	86%	2%
SE	1023	53%	37%	6%	1%	0%	2%	90%	1%
UK	1307	42%	45%	8%	2%	1%	3%	87%	2%
CY	504	71%	27%	1%	0%	-	0%	98%	0%
CZ	1037	54%	37%	6%	0%	0%	2%	91%	1%
EE	1000	56%	35%	5%	1%	0%	4%	90%	1%
HU	1000	57%	31%	7%	1%	0%	4%	88%	1%
LV	1034	53%	34%	5%	1%	0%	6%	87%	1%
LT	1003	51%	38%	4%	2%	0%	5%	89%	2%
MT	500	48%	46%	2%	-	-	5%	93%	-
PL	999	55%	40%	3%	1%	0%	1%	95%	1%
SK	1241	47%	43%	7%	1%	0%	2%	90%	1%
SI	1060	60%	34%	4%	1%	1%	1%	94%	1%
BG	1008	55%	29%	3%	0%	0%	12%	84%	1%
RO	1005	57%	25%	10%	1%	0%	6%	82%	1%
HR	1000	50%	37%	7%	1%	0%	5%	87%	1%
TR	1005	51%	18%	13%	2%	3%	14%	69%	4%
IS	500	37%	47%	9%	1%	0%	5%	85%	1%
CH	1000	46%	44%	5%	1%	0%	4%	90%	1%
NW	976	60%	29%	7%	1%	1%	2%	89%	2%

QA17.4 Could you please tell me if you tend to agree or disagree with each of the following statements.

In Europe, there should be more people working in research and technological development

	TOTAL	Strongly agree	Tend to agree	Neither agree nor disagree	Tend to disagree	Strongly disagree	DK	Agree	Disagree
EU25	24895	30%	38%	20%	5%	1%	6%	68%	6%
BE	1024	36%	35%	22%	5%	2%	1%	71%	7%
DK	1013	21%	33%	34%	5%	2%	5%	54%	7%
D-W	1003	31%	39%	22%	5%	1%	2%	71%	5%
DE	1507	34%	38%	21%	4%	1%	2%	72%	5%
D-E	504	45%	31%	19%	2%	1%	3%	76%	3%
EL	1000	43%	36%	12%	2%	0%	7%	78%	2%
ES	1036	36%	37%	16%	3%	1%	7%	72%	4%
FR	1021	25%	44%	17%	5%	1%	8%	69%	6%
IE	1008	19%	40%	23%	4%	2%	12%	59%	6%
IT	1006	36%	40%	15%	3%	1%	5%	76%	4%
LU	518	38%	32%	16%	3%	2%	8%	70%	5%
NL	1005	25%	30%	24%	9%	2%	8%	56%	11%
AT	1034	26%	37%	21%	6%	1%	9%	63%	7%
PT	1009	37%	38%	12%	1%	0%	11%	76%	1%
FI	1006	13%	41%	31%	10%	1%	3%	54%	12%
SE	1023	17%	39%	32%	5%	1%	7%	55%	6%
UK	1307	20%	35%	27%	5%	3%	10%	55%	8%
CY	504	46%	37%	11%	1%	0%	5%	83%	2%
CZ	1037	27%	35%	23%	6%	1%	6%	62%	8%
EE	1000	26%	32%	20%	7%	1%	14%	58%	8%
HU	1000	32%	33%	19%	4%	2%	10%	65%	6%
LV	1034	27%	36%	16%	5%	2%	15%	62%	7%
LT	1003	23%	41%	18%	4%	1%	14%	64%	5%
MT	500	35%	39%	8%	2%	1%	16%	74%	3%
PL	999	29%	42%	14%	7%	1%	6%	72%	8%
SK	1241	23%	39%	27%	5%	0%	6%	62%	6%
SI	1060	31%	39%	19%	6%	1%	4%	70%	7%
BG	1008	42%	32%	8%	2%	1%	15%	74%	3%
RO	1005	45%	25%	15%	2%	1%	12%	71%	3%
HR	1000	36%	39%	14%	2%	0%	8%	76%	3%
TR	1005	48%	21%	11%	3%	3%	15%	68%	6%
IS	500	18%	35%	31%	4%	1%	12%	53%	4%
CH	1000	18%	34%	22%	11%	2%	13%	52%	13%
NW	976	28%	29%	29%	7%	2%	5%	56%	9%

QA17.5 Could you please tell me if you tend to agree or disagree with each of the following statements.

Too many top scientists leave Europe and go to the United States

	TOTAL	Strongly agree	Tend to agree	Neither agree nor disagree	Tend to disagree	Strongly disagree	DK	Agree	Disagree
EU25	24895	36%	31%	15%	4%	1%	13%	67%	5%
BE	1024	35%	26%	21%	10%	3%	5%	61%	13%
DK	1013	19%	24%	35%	5%	2%	15%	43%	7%
D-W	1003	34%	31%	16%	6%	1%	11%	65%	7%
DE	1507	36%	30%	16%	5%	1%	12%	65%	7%
D-E	504	40%	24%	15%	4%	1%	16%	64%	4%
EL	1000	41%	29%	9%	4%	2%	15%	70%	6%
ES	1036	37%	30%	16%	3%	1%	12%	68%	4%
FR	1021	49%	34%	7%	2%	1%	7%	84%	2%
IE	1008	17%	29%	21%	5%	1%	28%	45%	6%
IT	1006	44%	31%	14%	3%	1%	7%	74%	4%
LU	518	33%	24%	10%	6%	5%	23%	57%	10%
NL	1005	21%	19%	18%	9%	2%	30%	41%	11%
AT	1034	23%	30%	18%	6%	2%	21%	53%	8%
PT	1009	33%	33%	12%	4%	1%	16%	66%	5%
FI	1006	16%	36%	32%	9%	1%	6%	52%	10%
SE	1023	18%	34%	24%	4%	1%	19%	52%	5%
UK	1307	30%	29%	16%	2%	1%	22%	59%	3%
CY	504	33%	24%	12%	7%	4%	20%	57%	11%
CZ	1037	23%	31%	19%	11%	2%	13%	54%	14%
EE	1000	18%	26%	17%	13%	2%	26%	43%	14%
HU	1000	46%	28%	12%	3%	1%	9%	75%	4%
LV	1034	27%	29%	14%	6%	1%	23%	56%	7%
LT	1003	25%	31%	13%	7%	1%	23%	56%	8%
MT	500	20%	21%	8%	9%	6%	36%	41%	15%
PL	999	40%	36%	10%	5%	0%	8%	76%	5%
SK	1241	25%	35%	21%	5%	1%	13%	60%	6%
SI	1060	32%	33%	18%	5%	1%	10%	65%	6%
BG	1008	36%	23%	8%	1%	1%	31%	59%	2%
RO	1005	48%	20%	12%	3%	1%	16%	68%	4%
HR	1000	33%	29%	15%	3%	1%	18%	62%	4%
TR	1005	37%	16%	15%	4%	5%	23%	53%	9%
IS	500	12%	22%	33%	6%	1%	25%	35%	7%
CH	1000	24%	29%	12%	7%	2%	26%	53%	8%
NW	976	16%	21%	24%	11%	3%	24%	38%	14%

QA17.6 Could you please tell me if you tend to agree or disagree with each of the following statements.

There should be more coordination of research between the Member States of the European Union

	TOTAL	Strongly agree	Tend to agree	Neither agree nor disagree	Tend to disagree	Strongly disagree	DK	Agree	Disagree
EU25	24895	42%	40%	10%	1%	1%	6%	83%	2%
BE	1024	51%	39%	8%	1%	0%	1%	90%	2%
DK	1013	39%	39%	15%	2%	1%	4%	78%	3%
D-W	1003	44%	40%	12%	2%	0%	2%	84%	2%
DE	1507	46%	39%	11%	1%	0%	2%	85%	2%
D-E	504	54%	36%	7%	-	0%	3%	89%	0%
EL	1000	47%	40%	6%	0%	0%	7%	86%	1%
ES	1036	41%	35%	14%	1%	1%	8%	76%	2%
FR	1021	47%	42%	5%	1%	0%	5%	89%	1%
IE	1008	30%	45%	13%	1%	0%	11%	75%	1%
IT	1006	43%	40%	10%	1%	1%	5%	83%	2%
LU	518	54%	36%	4%	1%	0%	5%	90%	1%
NL	1005	47%	39%	6%	2%	1%	6%	86%	3%
AT	1034	38%	41%	13%	2%	1%	6%	79%	2%
PT	1009	40%	39%	10%	1%	1%	10%	78%	1%
FI	1006	21%	52%	20%	4%	0%	3%	73%	4%
SE	1023	31%	44%	14%	3%	1%	8%	75%	3%
UK	1307	35%	42%	11%	1%	2%	9%	77%	3%
CY	504	62%	32%	4%	1%	-	3%	93%	1%
CZ	1037	36%	46%	11%	1%	-	6%	82%	1%
EE	1000	43%	40%	6%	1%	0%	9%	83%	2%
HU	1000	46%	35%	8%	1%	0%	10%	81%	2%
LV	1034	36%	34%	10%	1%	0%	17%	71%	2%
LT	1003	26%	42%	10%	2%	0%	21%	67%	2%
MT	500	41%	44%	2%	0%	0%	12%	85%	0%
PL	999	45%	43%	5%	1%	-	5%	88%	1%
SK	1241	32%	47%	13%	1%	0%	7%	79%	1%
SI	1060	50%	38%	7%	1%	0%	3%	88%	2%
BG	1008	47%	25%	5%	0%	0%	22%	72%	0%
RO	1005	51%	23%	12%	2%	0%	13%	74%	2%
HR	1000	40%	39%	10%	1%	-	11%	79%	1%
TR	1005	42%	21%	12%	2%	3%	20%	63%	5%
IS	500	25%	45%	17%	2%	0%	10%	71%	2%
CH	1000	36%	46%	6%	3%	1%	9%	82%	3%
NW	976	44%	31%	15%	3%	0%	7%	75%	3%

QA17.7 Could you please tell me if you tend to agree or disagree with each of the following statements.

Scientists and industrialists should co-operate more with each other

	TOTAL	Strongly agree	Tend to agree	Neither agree nor disagree	Tend to disagree	Strongly disagree	DK	Agree	Disagree
EU25	24895	44%	41%	9%	2%	1%	4%	85%	3%
BE	1024	49%	38%	8%	3%	2%	1%	87%	4%
DK	1013	41%	41%	12%	3%	1%	2%	82%	5%
D-W	1003	44%	41%	10%	4%	0%	1%	85%	4%
DE	1507	46%	39%	10%	4%	0%	1%	85%	4%
D-E	504	54%	33%	8%	2%	0%	2%	87%	3%
EL	1000	47%	36%	7%	4%	2%	4%	82%	6%
ES	1036	38%	38%	15%	1%	1%	7%	76%	2%
FR	1021	43%	46%	5%	2%	1%	3%	89%	3%
IE	1008	32%	48%	13%	1%	0%	7%	79%	1%
IT	1006	43%	39%	10%	3%	1%	5%	82%	3%
LU	518	52%	32%	6%	4%	2%	3%	84%	6%
NL	1005	49%	35%	8%	4%	1%	3%	84%	6%
AT	1034	37%	40%	11%	3%	1%	7%	78%	4%
PT	1009	45%	37%	8%	1%	0%	9%	82%	1%
FI	1006	27%	56%	11%	4%	1%	1%	83%	5%
SE	1023	41%	42%	11%	3%	1%	3%	83%	3%
UK	1307	40%	45%	8%	1%	0%	5%	85%	2%
CY	504	61%	35%	2%	1%	0%	1%	96%	1%
CZ	1037	47%	42%	7%	1%	-	3%	89%	1%
EE	1000	48%	40%	4%	1%	0%	6%	88%	2%
HU	1000	48%	35%	7%	2%	1%	6%	84%	3%
LV	1034	47%	37%	6%	1%	-	9%	84%	1%
LT	1003	43%	42%	6%	1%	0%	7%	85%	1%
MT	500	47%	44%	2%	1%	-	6%	91%	1%
PL	999	54%	40%	3%	1%	0%	2%	94%	1%
SK	1241	38%	49%	9%	1%	0%	3%	86%	2%
SI	1060	57%	36%	4%	1%	0%	1%	93%	1%
BG	1008	53%	27%	4%	0%	0%	15%	80%	1%
RO	1005	52%	28%	10%	1%	0%	8%	80%	1%
HR	1000	46%	40%	7%	1%	0%	6%	86%	1%
TR	1005	50%	19%	11%	2%	3%	14%	69%	5%
IS	500	30%	44%	17%	2%	1%	6%	74%	2%
CH	1000	36%	44%	9%	4%	1%	6%	79%	5%
NW	976	46%	37%	9%	4%	2%	2%	84%	6%

QA17.8 Could you please tell me if you tend to agree or disagree with each of the following statements.

The priorities of European research reflect more the personal interest of scientists than society's needs

	TOTAL	Strongly agree	Tend to agree	Neither agree nor disagree	Tend to disagree	Strongly disagree	DK	Agree	Disagree
EU25	24895	15%	30%	26%	12%	4%	12%	46%	16%
BE	1024	16%	29%	28%	18%	7%	3%	45%	24%
DK	1013	11%	30%	33%	15%	4%	7%	41%	19%
D-W	1003	14%	28%	31%	17%	3%	8%	42%	20%
DE	1507	14%	27%	32%	17%	3%	8%	41%	20%
D-E	504	14%	22%	34%	16%	5%	9%	36%	21%
EL	1000	24%	24%	20%	13%	2%	18%	48%	15%
ES	1036	20%	32%	26%	7%	3%	12%	52%	10%
FR	1021	16%	35%	19%	13%	5%	12%	51%	18%
IE	1008	13%	26%	27%	10%	1%	22%	39%	12%
IT	1006	19%	32%	24%	10%	4%	11%	51%	14%
LU	518	23%	25%	19%	14%	7%	13%	48%	20%
NL	1005	9%	17%	25%	24%	12%	13%	26%	36%
AT	1034	15%	35%	23%	11%	2%	15%	50%	13%
PT	1009	23%	28%	18%	6%	2%	23%	51%	8%
FI	1006	5%	26%	34%	25%	5%	4%	31%	30%
SE	1023	8%	36%	30%	10%	3%	13%	44%	13%
UK	1307	13%	33%	27%	8%	3%	16%	46%	11%
CY	504	13%	27%	21%	14%	8%	18%	39%	22%
CZ	1037	9%	20%	31%	18%	6%	16%	29%	24%
EE	1000	11%	22%	20%	18%	5%	25%	32%	22%
HU	1000	11%	14%	25%	22%	13%	15%	25%	35%
LV	1034	13%	24%	19%	16%	4%	25%	36%	20%
LT	1003	11%	27%	23%	12%	2%	25%	39%	14%
MT	500	12%	20%	18%	14%	9%	28%	32%	23%
PL	999	18%	35%	22%	9%	1%	14%	53%	10%
SK	1241	10%	28%	35%	11%	1%	15%	38%	12%
SI	1060	18%	34%	27%	10%	3%	9%	51%	13%
BG	1008	13%	14%	15%	8%	4%	45%	27%	12%
RO	1005	17%	22%	23%	9%	6%	23%	39%	14%
HR	1000	14%	26%	26%	12%	3%	17%	41%	16%
TR	1005	26%	16%	18%	7%	11%	22%	42%	18%
IS	500	6%	25%	39%	10%	2%	18%	32%	12%
CH	1000	12%	32%	21%	12%	3%	19%	44%	15%
NW	976	8%	28%	29%	14%	2%	18%	36%	17%

QA17.9 Could you please tell me if you tend to agree or disagree with each of the following statements.

European scientists should be more interested in the patenting and the use of the results of their research

	TOTAL	Strongly agree	Tend to agree	Neither agree nor disagree	Tend to disagree	Strongly disagree	DK	Agree	Disagree
EU25	24895	22%	39%	20%	7%	2%	10%	61%	8%
BE	1024	24%	38%	25%	8%	2%	3%	63%	9%
DK	1013	14%	31%	31%	12%	4%	7%	45%	16%
D-W	1003	23%	37%	26%	6%	1%	7%	60%	7%
DE	1507	25%	37%	25%	5%	1%	7%	62%	6%
D-E	504	32%	39%	19%	3%	0%	7%	71%	3%
EL	1000	37%	36%	11%	3%	1%	12%	74%	3%
ES	1036	20%	33%	24%	9%	2%	11%	53%	12%
FR	1021	25%	46%	14%	5%	1%	9%	70%	7%
IE	1008	14%	33%	24%	7%	2%	21%	47%	9%
IT	1006	18%	44%	18%	7%	2%	11%	62%	9%
LU	518	31%	34%	16%	6%	4%	10%	65%	10%
NL	1005	16%	29%	23%	12%	5%	15%	46%	17%
AT	1034	20%	40%	21%	4%	2%	13%	60%	6%
PT	1009	26%	34%	15%	2%	1%	22%	60%	3%
FI	1006	14%	40%	30%	11%	1%	4%	54%	12%
SE	1023	11%	33%	32%	8%	2%	14%	44%	10%
UK	1307	14%	37%	22%	10%	2%	14%	51%	12%
CY	504	43%	34%	12%	2%	1%	8%	78%	2%
CZ	1037	25%	45%	18%	4%	0%	6%	71%	5%
EE	1000	30%	39%	11%	2%	1%	18%	69%	3%
HU	1000	27%	37%	18%	6%	3%	9%	64%	9%
LV	1034	28%	40%	13%	3%	1%	15%	69%	4%
LT	1003	25%	43%	9%	2%	0%	20%	69%	2%
MT	500	21%	33%	12%	4%	5%	25%	53%	10%
PL	999	30%	44%	13%	3%	1%	9%	74%	3%
SK	1241	20%	46%	21%	2%	0%	10%	66%	3%
SI	1060	28%	42%	18%	4%	2%	7%	70%	6%
BG	1008	30%	27%	10%	1%	1%	32%	56%	2%
RO	1005	33%	29%	16%	4%	1%	18%	62%	4%
HR	1000	26%	38%	17%	3%	1%	15%	64%	3%
TR	1005	36%	19%	16%	4%	3%	22%	55%	7%
IS	500	12%	31%	35%	9%	2%	11%	44%	10%
CH	1000	14%	33%	18%	14%	5%	17%	46%	19%
NW	976	16%	26%	26%	13%	7%	12%	42%	20%

QA17.10 Could you please tell me if you tend to agree or disagree with each of the following statements.

Europeans should be less concerned about ethical issues relating to modern science and technology

	TOTAL	Strongly agree	Tend to agree	Neither agree nor disagree	Tend to disagree	Strongly disagree	DK	Agree	Disagree
EU25	24895	10%	22%	21%	25%	15%	8%	32%	40%
BE	1024	8%	19%	22%	29%	19%	2%	28%	49%
DK	1013	8%	20%	21%	28%	18%	5%	28%	45%
D-W	1003	8%	20%	21%	30%	17%	4%	28%	47%
DE	1507	8%	20%	21%	30%	17%	4%	28%	47%
D-E	504	9%	21%	22%	28%	17%	3%	30%	45%
EL	1000	15%	13%	17%	27%	20%	9%	27%	47%
ES	1036	14%	25%	26%	16%	10%	9%	39%	26%
FR	1021	7%	23%	17%	27%	16%	9%	31%	44%
IE	1008	4%	17%	21%	27%	17%	14%	22%	44%
IT	1006	13%	31%	24%	14%	10%	9%	44%	24%
LU	518	15%	17%	15%	24%	21%	7%	32%	45%
NL	1005	8%	17%	13%	33%	26%	4%	25%	59%
AT	1034	10%	19%	20%	24%	19%	7%	29%	44%
PT	1009	16%	27%	17%	13%	7%	19%	43%	20%
FI	1006	4%	22%	19%	34%	19%	2%	26%	53%
SE	1023	3%	15%	26%	29%	22%	6%	18%	51%
UK	1307	9%	18%	22%	26%	16%	8%	27%	43%
CY	504	9%	14%	12%	31%	27%	7%	23%	58%
CZ	1037	9%	18%	18%	30%	20%	5%	27%	50%
EE	1000	14%	22%	14%	24%	9%	17%	36%	33%
HU	1000	9%	15%	22%	26%	18%	10%	24%	44%
LV	1034	10%	20%	16%	23%	12%	19%	30%	35%
LT	1003	10%	26%	20%	14%	3%	27%	36%	17%
MT	500	13%	20%	10%	15%	16%	24%	33%	32%
PL	999	8%	24%	18%	28%	13%	9%	33%	41%
SK	1241	5%	24%	35%	21%	7%	8%	29%	28%
SI	1060	12%	28%	18%	20%	17%	5%	40%	37%
BG	1008	10%	11%	14%	21%	15%	29%	21%	36%
RO	1005	15%	18%	21%	17%	11%	18%	33%	28%
HR	1000	15%	21%	24%	18%	9%	14%	36%	26%
TR	1005	28%	15%	19%	7%	8%	23%	42%	15%
IS	500	3%	9%	16%	40%	27%	6%	11%	67%
CH	1000	6%	14%	13%	34%	25%	9%	19%	59%
NW	976	3%	15%	17%	27%	31%	6%	19%	58%

QA17.11 Could you please tell me if you tend to agree or disagree with each of the following statements.

There should be more women in European scientific research

	TOTAL	Strongly agree	Tend to agree	Neither agree nor disagree	Tend to disagree	Strongly disagree	DK	Agree	Disagree
EU25	24895	27%	34%	26%	3%	1%	8%	62%	5%
BE	1024	29%	29%	31%	6%	3%	2%	59%	9%
DK	1013	27%	29%	33%	3%	2%	6%	57%	5%
D-W	1003	30%	33%	28%	4%	1%	4%	63%	5%
DE	1507	32%	34%	26%	4%	1%	4%	66%	5%
D-E	504	37%	37%	20%	3%	0%	3%	74%	3%
EL	1000	36%	35%	21%	2%	1%	5%	71%	3%
ES	1036	35%	33%	24%	2%	0%	7%	67%	2%
FR	1021	30%	40%	21%	2%	0%	8%	69%	2%
IE	1008	27%	37%	24%	3%	1%	9%	63%	3%
IT	1006	20%	39%	27%	4%	2%	8%	59%	6%
LU	518	38%	29%	21%	3%	3%	6%	67%	6%
NL	1005	30%	30%	24%	6%	3%	7%	60%	8%
AT	1034	23%	37%	23%	4%	2%	10%	61%	6%
PT	1009	31%	35%	21%	1%	1%	12%	66%	2%
FI	1006	26%	39%	27%	5%	1%	3%	65%	5%
SE	1023	42%	34%	17%	1%	1%	5%	77%	2%
UK	1307	23%	29%	29%	2%	1%	14%	52%	4%
CY	504	45%	29%	18%	2%	1%	5%	74%	3%
CZ	1037	18%	33%	36%	5%	1%	7%	51%	6%
EE	1000	22%	32%	27%	5%	2%	13%	54%	7%
HU	1000	17%	29%	33%	5%	4%	12%	46%	9%
LV	1034	15%	28%	31%	7%	4%	14%	44%	11%
LT	1003	15%	32%	30%	7%	2%	14%	47%	9%
MT	500	39%	43%	9%	1%	0%	8%	81%	2%
PL	999	26%	36%	23%	5%	2%	8%	63%	6%
SK	1241	13%	33%	38%	5%	0%	10%	47%	5%
SI	1060	30%	32%	27%	4%	2%	4%	63%	6%
BG	1008	23%	26%	24%	3%	1%	23%	49%	4%
RO	1005	28%	24%	28%	4%	2%	14%	52%	6%
HR	1000	26%	32%	27%	3%	2%	10%	58%	5%
TR	1005	40%	19%	15%	4%	5%	16%	59%	9%
IS	500	30%	28%	28%	2%	1%	11%	58%	3%
CH	1000	29%	32%	23%	5%	2%	9%	61%	7%
NW	976	41%	26%	21%	1%	1%	10%	67%	2%

QA17.12 Could you please tell me if you tend to agree or disagree with each of the following statements.

European research is important for developing countries

	TOTAL	Strongly agree	Tend to agree	Neither agree nor disagree	Tend to disagree	Strongly disagree	DK	Agree	Disagree
EU25	24895	38%	44%	10%	3%	1%	4%	82%	3%
BE	1024	48%	39%	8%	3%	1%	1%	87%	4%
DK	1013	47%	37%	10%	3%	2%	2%	83%	4%
D-W	1003	37%	43%	13%	4%	1%	3%	79%	5%
DE	1507	38%	42%	13%	4%	1%	3%	80%	5%
D-E	504	42%	40%	12%	4%	1%	1%	82%	5%
EL	1000	41%	36%	11%	4%	1%	7%	77%	4%
ES	1036	38%	38%	15%	1%	1%	6%	76%	2%
FR	1021	37%	51%	5%	2%	1%	4%	88%	3%
IE	1008	30%	49%	12%	2%	1%	6%	79%	2%
IT	1006	35%	46%	12%	2%	1%	4%	82%	2%
LU	518	48%	34%	8%	6%	3%	2%	81%	9%
NL	1005	41%	40%	11%	4%	2%	2%	81%	6%
AT	1034	36%	35%	13%	6%	1%	9%	72%	7%
PT	1009	40%	39%	10%	1%	0%	10%	79%	1%
FI	1006	28%	54%	11%	6%	1%	0%	82%	6%
SE	1023	42%	45%	9%	2%	1%	2%	86%	3%
UK	1307	34%	50%	9%	2%	1%	4%	84%	3%
CY	504	54%	36%	5%	2%	0%	3%	90%	2%
CZ	1037	46%	42%	7%	1%	1%	3%	88%	2%
EE	1000	40%	39%	7%	3%	1%	10%	79%	4%
HU	1000	42%	39%	12%	3%	1%	4%	81%	3%
LV	1034	36%	38%	11%	3%	1%	11%	74%	4%
LT	1003	41%	42%	6%	2%	0%	9%	83%	2%
MT	500	46%	44%	2%	0%	1%	7%	90%	1%
PL	999	42%	46%	6%	2%	0%	3%	88%	3%
SK	1241	23%	44%	23%	3%	1%	6%	66%	4%
SI	1060	39%	41%	11%	5%	2%	2%	80%	7%
BG	1008	35%	35%	8%	2%	0%	19%	70%	3%
RO	1005	40%	28%	15%	3%	0%	14%	68%	4%
HR	1000	35%	42%	12%	3%	1%	6%	77%	5%
TR	1005	47%	20%	13%	3%	2%	16%	67%	5%
IS	500	43%	44%	8%	2%	-	3%	87%	2%
CH	1000	32%	42%	12%	7%	2%	5%	74%	9%
NW	976	49%	36%	7%	5%	1%	3%	85%	5%

QA17.13 Could you please tell me if you tend to agree or disagree with each of the following statements.

Europe should aim to lead the world in science and technology

	TOTAL	Strongly agree	Tend to agree	Neither agree nor disagree	Tend to disagree	Strongly disagree	DK	Agree	Disagree
EU25	24895	31%	37%	20%	6%	2%	5%	67%	8%
BE	1024	28%	33%	23%	11%	4%	1%	62%	15%
DK	1013	38%	28%	25%	6%	2%	2%	65%	8%
D-W	1003	39%	35%	17%	6%	1%	2%	74%	7%
DE	1507	39%	36%	16%	6%	1%	1%	75%	7%
D-E	504	42%	38%	12%	7%	2%	0%	79%	9%
EL	1000	47%	34%	10%	3%	1%	4%	81%	4%
ES	1036	27%	34%	24%	5%	2%	8%	61%	7%
FR	1021	29%	38%	20%	7%	2%	4%	67%	9%
IE	1008	26%	36%	25%	3%	2%	7%	63%	5%
IT	1006	27%	44%	18%	3%	2%	6%	71%	5%
LU	518	34%	30%	20%	8%	4%	4%	63%	12%
NL	1005	18%	28%	24%	18%	8%	4%	46%	26%
AT	1034	31%	38%	14%	6%	2%	9%	69%	8%
PT	1009	29%	33%	20%	2%	1%	15%	62%	3%
FI	1006	15%	33%	27%	18%	5%	1%	48%	23%
SE	1023	31%	32%	28%	5%	2%	2%	63%	7%
UK	1307	28%	34%	24%	7%	2%	6%	62%	9%
CY	504	52%	37%	8%	1%	1%	2%	89%	1%
CZ	1037	27%	36%	23%	8%	3%	3%	63%	11%
EE	1000	24%	29%	21%	11%	4%	11%	53%	15%
HU	1000	38%	38%	16%	3%	1%	4%	76%	4%
LV	1034	26%	31%	20%	7%	3%	12%	57%	11%
LT	1003	33%	42%	13%	4%	1%	8%	74%	5%
MT	500	29%	31%	14%	5%	5%	16%	60%	10%
PL	999	29%	39%	18%	7%	2%	5%	68%	9%
SK	1241	27%	41%	23%	4%	0%	4%	68%	4%
SI	1060	35%	39%	17%	5%	2%	2%	74%	6%
BG	1008	41%	27%	12%	1%	1%	18%	68%	2%
RO	1005	33%	25%	20%	5%	2%	14%	58%	7%
HR	1000	43%	32%	16%	1%	1%	7%	75%	2%
TR	1005	45%	17%	13%	4%	4%	18%	62%	7%
IS	500	42%	36%	18%	2%	1%	2%	78%	2%
CH	1000	17%	27%	25%	15%	7%	8%	45%	22%
NW	976	45%	34%	12%	3%	2%	3%	80%	6%

QA18.1 For each of the following fields, could you tell me whether you think Europe is ahead of, behind, or at the same level as the United States?

Scientific discoveries

	TOTAL	Ahead	Behind	Same level	DK
EU25	24895	12%	51%	27%	10%
BE	1024	15%	49%	32%	5%
DK	1013	8%	44%	42%	6%
D-W	1003	14%	52%	26%	9%
DE	1507	14%	52%	26%	9%
D-E	504	14%	51%	26%	9%
EL	1000	13%	59%	21%	8%
ES	1036	6%	66%	17%	11%
FR	1021	11%	51%	30%	8%
IE	1008	10%	49%	25%	15%
IT	1006	13%	51%	27%	10%
LU	518	14%	55%	23%	8%
NL	1005	15%	47%	32%	6%
AT	1034	20%	40%	24%	16%
PT	1009	6%	59%	21%	15%
FI	1006	17%	39%	40%	4%
SE	1023	9%	49%	34%	8%
UK	1307	15%	43%	28%	13%
CY	504	13%	59%	21%	8%
CZ	1037	11%	41%	38%	10%
EE	1000	10%	31%	38%	22%
HU	1000	16%	50%	25%	10%
LV	1034	10%	37%	30%	23%
LT	1003	12%	40%	26%	22%
MT	500	6%	51%	25%	18%
PL	999	9%	50%	30%	11%
SK	1241	15%	43%	31%	12%
SI	1060	7%	52%	36%	5%
BG	1008	19%	26%	19%	36%
RO	1005	14%	41%	24%	21%
HR	1000	14%	47%	29%	10%
TR	1005	27%	33%	19%	21%
IS	500	10%	36%	42%	12%
CH	1000	14%	37%	36%	12%
NW	976	12%	42%	36%	9%

QA18.2 For each of the following fields, could you tell me whether you think Europe is ahead of, behind, or at the same level as the United States?

Technological advances applied to industry

	TOTAL	Ahead	Behind	Same level	DK
EU25	24895	13%	49%	26%	12%
BE	1024	15%	48%	31%	6%
DK	1013	14%	39%	39%	7%
D-W	1003	21%	44%	27%	9%
DE	1507	20%	45%	27%	9%
D-E	504	15%	48%	26%	10%
EL	1000	12%	54%	26%	8%
ES	1036	8%	64%	16%	12%
FR	1021	12%	46%	31%	11%
IE	1008	8%	47%	27%	18%
IT	1006	14%	54%	22%	11%
LU	518	18%	50%	22%	9%
NL	1005	22%	41%	29%	7%
AT	1034	18%	43%	26%	14%
PT	1009	6%	57%	21%	16%
FI	1006	26%	31%	37%	6%
SE	1023	21%	35%	32%	11%
UK	1307	11%	45%	27%	17%
CY	504	20%	46%	25%	9%
CZ	1037	9%	49%	30%	12%
EE	1000	9%	35%	33%	23%
HU	1000	7%	62%	21%	9%
LV	1034	12%	35%	26%	27%
LT	1003	13%	40%	26%	22%
MT	500	13%	39%	28%	20%
PL	999	6%	52%	29%	13%
SK	1241	15%	43%	32%	11%
SI	1060	9%	47%	38%	5%
BG	1008	14%	30%	18%	38%
RO	1005	12%	47%	20%	21%
HR	1000	12%	50%	27%	11%
TR	1005	27%	33%	18%	23%
IS	500	19%	26%	39%	16%
CH	1000	19%	35%	33%	13%
NW	976	15%	33%	44%	9%

QA18.3 For each of the following fields, could you tell me whether you think Europe is ahead of, behind, or at the same level as the United States?

Technological advances applied to every day life

	TOTAL	Ahead	Behind	Same level	DK
EU25	24895	13%	47%	29%	10%
BE	1024	17%	42%	37%	4%
DK	1013	11%	41%	41%	7%
D-W	1003	15%	44%	32%	8%
DE	1507	15%	44%	32%	9%
D-E	504	15%	41%	33%	10%
EL	1000	15%	48%	29%	8%
ES	1036	8%	58%	21%	13%
FR	1021	18%	39%	32%	11%
IE	1008	11%	41%	33%	16%
IT	1006	14%	52%	25%	9%
LU	518	27%	33%	29%	11%
NL	1005	15%	42%	36%	7%
AT	1034	20%	33%	34%	13%
PT	1009	7%	54%	23%	16%
FI	1006	26%	30%	39%	5%
SE	1023	20%	30%	40%	10%
UK	1307	11%	47%	28%	14%
CY	504	25%	40%	26%	9%
CZ	1037	10%	48%	34%	9%
EE	1000	10%	31%	38%	22%
HU	1000	9%	62%	21%	8%
LV	1034	11%	34%	30%	25%
LT	1003	14%	39%	27%	20%
MT	500	17%	37%	27%	19%
PL	999	5%	55%	30%	10%
SK	1241	14%	40%	35%	10%
SI	1060	10%	42%	43%	5%
BG	1008	14%	28%	19%	40%
RO	1005	10%	47%	23%	20%
HR	1000	12%	45%	31%	11%
TR	1005	28%	32%	18%	22%
IS	500	19%	29%	39%	13%
CH	1000	26%	27%	36%	11%
NW	976	20%	29%	45%	7%

QA18.4 For each of the following fields, could you tell me whether you think Europe is ahead of, behind, or at the same level as the United States?

The education of scientists

	TOTAL	Ahead	Behind	Same level	DK
EU25	24895	18%	45%	24%	12%
BE	1024	31%	31%	32%	5%
DK	1013	11%	46%	35%	8%
D-W	1003	15%	54%	19%	11%
DE	1507	16%	53%	20%	11%
D-E	504	16%	49%	23%	11%
EL	1000	19%	51%	22%	8%
ES	1036	11%	60%	17%	13%
FR	1021	21%	42%	24%	12%
IE	1008	16%	40%	26%	19%
IT	1006	22%	46%	23%	9%
LU	518	18%	46%	21%	15%
NL	1005	25%	35%	31%	9%
AT	1034	28%	24%	31%	17%
PT	1009	9%	57%	18%	16%
FI	1006	26%	34%	35%	6%
SE	1023	13%	48%	23%	16%
UK	1307	17%	40%	26%	17%
CY	504	16%	45%	28%	11%
CZ	1037	22%	26%	44%	8%
EE	1000	22%	15%	39%	24%
HU	1000	29%	39%	21%	11%
LV	1034	20%	24%	29%	27%
LT	1003	19%	29%	26%	26%
MT	500	16%	40%	24%	19%
PL	999	18%	41%	29%	12%
SK	1241	22%	33%	31%	13%
SI	1060	11%	44%	38%	7%
BG	1008	23%	23%	15%	38%
RO	1005	26%	32%	22%	20%
HR	1000	26%	33%	28%	12%
TR	1005	26%	33%	18%	23%
IS	500	15%	32%	40%	13%
CH	1000	25%	33%	29%	14%
NW	976	12%	43%	32%	12%